



---

# Traffic Volume Report

2019 - 2023

April 2024  
Engineering Services

---

## INTRODUCTION

The City of Lloydminster's Engineering Services department has conducted extensive traffic studies associated with the City of Lloydminster's roadways and intersections since 1990. In the early years of the counting program, the City of Lloydminster utilised both automatic tube counters and manual intersection traffic volume studies. In more recent years, the City of Lloydminster has transitioned to using traffic counting cameras and post processing for data collection.

The information being collected by the Engineering Services department is typically used for traffic planning and traffic control purposes. Traffic volume data is available to commercial enterprises, other City of Lloydminster business units, government agencies, and the public.

### Disclaimer

This report and the information provided herein is provided for information purposes only and shall not be relied upon without independently verifying the results. Inquiries regarding the information provided withing this report can be directed to the following:

City of Lloydminster – Engineering Services  
Operations Centre  
6623 – 52 Street  
Lloydminster, AB  
T9V 3T8

### Definitions and Abbreviations

In this report, the following descriptions shall have the meaning hereinafter assigned to them:

- "City" shall refer to the City of Lloydminster
- ADT (Average Daily Traffic)
  - The average 24-hour two-way traffic for a roadway based on a specified date when the traffic counts were taken
- AADT (Annual Average Daily Traffic)
  - The average 24- hour two-way traffic for a roadway based on the volume for an entire year
- TMC (Turning Movement Counts)
  - Represent the various approach movements that pass through an intersection over a given period of time

### Traffic Counting Methods

The City used automatic tube counters to conduct 24 hour traffic studies (ATR counts) and manually completed Turning Movement Counts (TMC) up to 2015. As of 2016, the City has since implemented the use of traffic camera hardware for both ATR counts and TMC data collection. AADT conversion factors are based on data from permanent counters stationed around the City and are operated by Alberta Transportation.

## TURNING MOVEMENT COUNTS

The table below provides a summary of the 6-hour total traffic volumes entering the specified intersections. The 6-hour total traffic counts are typically conducted through the following times to establish peak hours:

- 7:00AM-9:00AM
- 11:30AM-1:30PM
- 4:00PM-6:00PM

If necessary, where a peak hour could not be distinguished within the hours as shown above, recounts were conducted for periods longer than two (2) hours to capture a true peak hour.

2023 Turning movement diagrams for AM, noon, and PM peak hours are available in Appendix A.

### Turning Movement Counts - 6 Hour Volumes

STREET	AVENUE	YEAR	MONTH	North Leg	East Leg	South Leg	West Leg	6-HOUR VOLUME	NOTES
12 Street	40 Avenue	2020	October	694	769	68	1205	2736	
12 Street	40 Avenue	2021	July	761	570	92	1198	2621	
12 Street	47 Avenue	2020	September	353	1392		1205	2950	
12 Street	47 Avenue	2021	June	320	1242		1199	2761	
12 Street	47 Avenue	2022	June	310	1231		1120	2661	
12 Street	50 Avenue	2019	June	1580	807	945	1045	4377	
12 Street	50 Avenue	2020	October	1545	1198	839	1149	4731	
12 Street	50 Avenue	2021	July	1544	1147	863	1378	4932	
12 Street	50 Avenue	2022	June	1526	1151	915	1147	4739	
12 Street	52 Avenue	2020	September	443	1530	0	1314	3287	
12 Street	59 Avenue	2020	September	522	1717	34	1344	3617	
12 Street	61 Avenue	2020	September	405	1619		1314	3338	
12 Street	75 Avenue	2019	May	1277	1367	10	432	3086	FRIDAY
12 Street	75 Avenue	2019	May	1153	1470	8	247	2878	SATURDAY
12 Street	75 Avenue	2020	September	955	1627	9	559	3150	
12 Street	75 Avenue	2022	June	865	1539	30	676	3110	
13 Street	47 Avenue	2023	June	345	84	377	132	938	
14 Street	47A Avenue	2023	June	58		347	93	498	
15 Street	49 Avenue	2019	October	205	317	175	298	995	
15 Street	49 Avenue	2021	June	163	312	172	299	946	

STREET	AVENUE	YEAR	MONTH	North Leg	East Leg	South Leg	West Leg	6-HOUR VOLUME	NOTES
15 Street	50 Avenue	2020	October	1772	335	1265	288	3660	
15 Street	52B Avenue	2020	October		496	400	555	1451	
18 Street	47A Avenue	2021	June	446	0	423	405	1274	
18 Street	47A Avenue	2023	June	467		484	444	1395	
18 Street	49 Avenue	2020	October	129	726	181	671	1707	
18 Street	50 Avenue	2020	October	2750	1139	1709	1115	6713	
18 Street	50 Avenue	2023	June	2685	1143	1820	1067	6715	
18 Street	52 Avenue	2019	June	868	927	647		2442	
18 Street	52 Avenue	2020	October	766	887	601		2254	
18 Street	52 Avenue	2021	June	69	125	84		278	
18 Street	59 Avenue	2020	October	709		566	242	1517	
18 Street	59 Avenue	2023	June	708		620	246	1574	
18 Street	61 Avenue	2021	July	246	76	294		616	
18 Street	61 Avenue	2023	June	278	75	351		704	
19 Street	47 Avenue	2021	June	500	5	346	463	1314	
19 Street	47 Avenue	2023	June	481	1	291	433	1206	
20 Street	57C Avenue	2019	September	330	276	2	67	675	
20 Street	57C Avenue	2021	June	339	283	2	61	685	
21 Street	56 Avenue	2021	June	161	37	153	90	441	
23 Street	53 Avenue	2023	June	863	896		535	2294	
23 Street	56 Avenue	2021	June	36	382	393	380	1191	
23 Street	59 Avenue	2020	October	1324	595	722	800	3441	
25 Street	47 Avenue	2019	June		1352	1084	1191	3627	
25 Street	47 Avenue	2021	June		995	866	957	2818	
25 Street	47 Avenue	2022	June		1165	813	1007	2985	
25 Street	50 Avenue	2019	June	3340	1304	3489	1924	10057	
25 Street	50 Avenue	2020	December	2798	958	2888	1503	8147	
25 Street	50 Avenue	2021	June	3102	998	3059	1524	8683	
25 Street	53 Avenue	2019	June	725	1900	1127	2019	5771	
25 Street	53 Avenue	2020	December	652	1469	962	1654	4737	
25 Street	53 Avenue	2021	June	733	1464	988	1535	4720	
25 Street	57 Avenue	2022	May	274	1869	369	1812	4324	

STREET	AVENUE	YEAR	MONTH	North Leg	East Leg	South Leg	West Leg	6-HOUR VOLUME	NOTES
25 Street	57a Avenue	2019	June	246	2049	573	2078	4946	
25 Street	57a Avenue	2020	October	249	1793	446	1861	4349	
25 Street	57A Avenue	2021	July	211	1436	291	1297	3235	
25 Street	59 Avenue	2020	October	2578	1885	1510		5973	
26 Street Close	53 Avenue	2023	June	646		690	41	1377	
27 Street	44 Avenue	2019	June		148	121	259	528	
27 Street	47 Avenue	2021	June	825	484	938		2247	
27 Street	52 Avenue	2020	October	465	421		638	1524	
27 Street	52 Avenue	2022	June	429	440		647	1516	
27 Street	53 Avenue	2023	June	100	774	699	473	2046	
27 Street	57 Avenue	2023	June		286	52	324	662	
29 Street	50 Avenue	2020	October	2941	781	3093	615	7430	
29 Street	50 Avenue	2023	June	3166	645	3155	717	7683	
29 Street	57A Avenue	2023	June	373		327	418	1118	
29 Street	59 Avenue	2019	May	3310	402	3024	433	7169	
29 Street	59 Avenue	2020	November	2950	402	2778	199	6329	
29 Street	59 Avenue	2021	June	2284	365	2249	181	5079	
29 Street	59 Avenue	2023	June	3127	389	2790	246	6552	
29 Street	65 Avenue	2023	June	466	110	515	160	1251	
29 Street	75 Avenue	2019	June	1162	225	1232	2	2621	
29 Street	75 Avenue	2019	May	1333	208	1187	0	2728	FRIDAY
29 Street	75 Avenue	2019	May	1214	165	1355	1	2735	SATURDAY
29 Street	75 Avenue	2020	September	1002	190	1230	0	2422	
29 Street	75 Avenue	2021	June	2284	365	2249	181	5079	
31 Street	50 Avenue	2021	June	3140		3340	325	6805	
31 Street	52 Avenue	2023	June	713	376	454	475	2018	
31 Street	56 Avenue	2019	September	70	467	468	531	1536	
31 Street	56 Avenue	2023	June	69	389	376	476	1310	
31 Street	57 Avenue	2019	September	661	631		411	1703	
31 Street	57 Avenue	2023	June	638	565		426	1629	
34 Street	75 Avenue	2019	June	1399	579	1285		3263	
34 Street	75 Avenue	2019	September	1390	624	1360		3374	

STREET	AVENUE	YEAR	MONTH	North Leg	East Leg	South Leg	West Leg	6-HOUR VOLUME	NOTES
34 Street	75 Avenue	2021	May	1184	522	1200		2906	
35 Street	65 Avenue	2019	October	850		615	432	1897	
35 Street	65 Avenue	2023	June	817		674	401	1892	
35 Street	67 Avenue	2021	May	188	428	161	209	986	
35 Street	72 Avenue	2021	May	385		472	171	1028	
36 Street	40 Avenue	2022	June	1179		801	540	2520	
36 Street	40 Avenue	2020	November	976		659	543	2178	
36 Street	43 Avenue	2020	November	515	912	474	707	2608	
36 Street	47 Avenue	2019	June	440	1558	1182	2177	5357	
36 Street	47 Avenue	2020	October	826	1586	675	1614	4701	
36 Street	47 Avenue	2022	June	567	952	1058	1335	3912	
36 Street	47 Avenue	2023	June	423	1005	1069	1294	3791	
36 Street	49 Avenue	2020	October	384	1018	1069	1350	3821	
36 Street	49 Avenue	2023	June	736	1673	138	1673	4220	
36 Street	50 Avenue	2020	October	3096	1729	2884	1299	9008	
36 Street	51 Avenue N	2020	October	616	1789		1740	4145	
36 Street	51 Avenue S	2022	June		1989	409	1730	4128	
36 Street	52 Avenue	2019	June	1028	2215	1183	2210	6636	
36 Street	52 Avenue	2020	October	932	1555	1005	2020	5512	
36 Street	52 Avenue	2021	June	1295	2097	1124	2203	6719	
36 Street	52 Avenue	2022	June	978	1757	1093	1691	5519	
36 Street	52 Avenue	2023	June	1005	1979	1199	1746	5929	
36 Street	57 Avenue	2020	October	813	1781	990	1566	5150	
36 Street	57 Avenue	2021	June	472	990	918	1308	3688	
36 Street	59 Avenue	2019	May	3168	2387	3161	2371	11087	
36 Street	59 Avenue	2020	October	2649	2010	2823	1928	9410	
36 Street	59 Avenue	2023	June	2748	2285	3018	2280	10331	
36 Street	65 Avenue	2020	November	1102	1987	928		4017	
36 Street	65 Avenue	2023	December	1343	2078	1040		4461	
36 Street	51 Avenue S	2020	October		1781	312	1573	3666	
39 Street	50 Avenue	2023	May	3375		3178	417	6970	

STREET	AVENUE	YEAR	MONTH	North Leg	East Leg	South Leg	West Leg	6-HOUR VOLUME	NOTES
39 Street	51 Avenue	2021	June	1001	568	828	629	3026	
39 Street	52 Avenue	2020	October	789	522	952	532	2795	
39 Street	52 Avenue	2021	June	1216	652	1259	650	3777	
39 Street	57 Avenue	2020	October	928	498	1067		2493	
39 Street	66 Avenue	2021	June	385	1810	1810	1471	5476	
39 Street	70 Avenue	2021	May	1123	1367	217	479	3186	
41 Street	40 Avenue	2022	June	1106	145	1116	305	2672	
41 Street	40 Avenue	2020	November	955	105	875	269	2204	
41 Street	40 Avenue	2022	August	614	29	599	189	1431	SATURDAY
41 Street	70 Avenue	2020	December	1099	256	965	500	2820	
42 Street	52 Avenue	2019	June	1102	605	1349	205	3261	SATURDAY
42 Street	52 Avenue	2019	May	1370	609	1503	327	3809	FRIDAY
43 Street	52 Avenue	2019	June	1720	701	1274	601	4296	SATURDAY
43 Street	52 Avenue	2019	May	2146	880	1471	729	5226	FRIDAY
43 Street	52 Avenue	2023	June	2949	1139	2070	987	7145	FRIDAY
43 Street	52 Avenue	2023	June	2155	1007	1550	1024	5736	SATURDAY
43 Street	54 Avenue	2023	June	1573	904	1111	253	3841	FRIDAY
43 Street	54 Avenue	2023	June	1051	852	733	166	2802	SATURDAY
43 Street	54 Avenue	2023	June	1261	559	945	191	2956	
43 Street	59 Avenue	2020	November	201	260	154	406	1021	
43 Street	62 Avenue	2019	May	3258	575	2891	350	7074	
43 Street	62 Avenue	2020	October	2900	562	2701	578	6741	
43 Street	62 Avenue	2022	June	2864	535	2553	693	6645	
43 Street	62 Avenue	2023	May	2994	551	2893	553	6991	
43 Street	62 Avenue	2023	May	2994	551	2893	553	6991	
44 Street	59 Avenue	2020	November	525	3928	177	3956	8586	
44 Street	37 Avenue	2022	July	40	2148	47	2026	4261	SATURDAY
44 Street	40 Avenue	2019	April	1568	2875	1662	2354	8459	
44 Street	40 Avenue	2022	June	1354	2674	1574	2230	7832	
44 Street	45 Avenue	2019	May	646	2456	732	2674	6508	
44 Street	45 Avenue	2023	June	595	2696	768	2869	6928	
44 Street	47 Avenue	2019	May	321	2899	297	2943	6460	

STREET	AVENUE	YEAR	MONTH	North Leg	East Leg	South Leg	West Leg	6-HOUR VOLUME	NOTES
44 Street	48 Avenue	2019	May	318	3202	120	3317	6957	
44 Street	49 Avenue	2019	May	1589	3239	985	3507	9320	
44 Street	49 Avenue	2022	June	1251	2992	678	3383	8304	
44 Street	50 Avenue	2019	May	2225	3712	2573	4005	12515	
44 Street	52 Avenue	2019	May	1599	3845	1589	4628	11661	
44 Street	52 Avenue	2023	May	1608	4042	1393	4691	11734	
44 Street	54 Avenue	2019	May	537	4740	1151	4588	11016	
44 Street	54 Avenue	2023	May	423	4468	1056	4565	10512	
44 Street	56 Avenue	2019	May	5386	1244	5010	41	11681	
44 Street	56 Avenue	2021	May	249	5474	450	4899	11072	
44 Street	57 Avenue	2019	May	126	4997	1121	4551	10795	
44 Street	57 Avenue	2023	May	81	4694	968	4374	10117	
44 Street	59 Avenue	2019	May	646	4760	247	4542	10195	
44 Street	59 Avenue	2021	May	593	5436	371	4975	11375	
44 Street	62 Avenue	2019	May	3216	4869	2660	5663	16408	
44 Street	66 Avenue	2019	May	4493	269	5082	476	10320	
44 Street	66 Avenue	2021	May	42	4800	1093	4833	10768	
44 Street	70 Avenue	2019	May		5687	1661	4665	12013	
44 Street	70 Avenue	2023	June		5160	1464	4449	11073	
44 Street	75 Avenue	2019	May	887	4046	1832	4454	11219	
44 Street	75 Avenue	2020	November	679	3546	1457	3640	9322	
44 Street	80 Avenue	2019	May	1178	4199	600	3545	9522	
46 Street	49 Avenue	2021	July	1403	89	1030	281	2803	
46 Street	49 Avenue	2022	June	1254	161	1040	219	2674	
46 Street	50 Avenue	2021	July	2496	288	2627	208	5619	
46 Street	50 Avenue	2022	June	2217	136	2289	201	4843	
46 Street	52 Avenue	2021	July	1227	338	1276	179	3020	
47 Street	49 Avenue	2022	June	1269		113	1164	2546	
47 Street	50 Avenue	2022	July	2154		2127	128	4409	
47 Street	51 Avenue	2021	July	251	193	126	228	798	
47 Street	62 Avenue	2023	May	2928	450	2726		6104	
47 Street	62 Avenue	2020	December	2483	349	2295		5127	



STREET	AVENUE	YEAR	MONTH	North Leg	East Leg	South Leg	West Leg	6-HOUR VOLUME	NOTES
48 Street	48 Avenue	2021	July	242	45	244	105	636	
48 Street	49 Avenue	2021	June	1298	116	1045	367	2826	
48 Street	49 Avenue	2022	July	1253	38	1284	229	2804	
48 Street	50 Avenue	2020	September	2329	306	2462	851	5948	
48 Street	50 Avenue	2022	July	1842	213	2002	402	4459	
49 Street	50 Avenue	2022	July	1866	130	1695	0	3691	
50 Street	49 Avenue	2022	July	895	371	974	439	2679	
50 Street	49 Avenue	2023	May	838	450	903	476	2667	
50 Street	50 Avenue	2019	June	692	1644	1033	1033	4402	
50 Street	50 Avenue	2020	November	1550	451	1443	815	4259	
50 Street	50 Avenue	2023	May	1694	495	1514	789	4492	
50 Street	52 Avenue	2020	December	162	414	413	492	1481	
50 Street	52 Avenue	2023	September	553	250	630	355	1788	
50 Street	55 Avenue	2019	June	265	417	316	608	1606	
51 Street	49 Avenue	2022	July	739	7	924	298	1968	
52 Street	40 Avenue	2020	December	416	16	1110	687	2229	
52 Street	40 Avenue	2020	December	676	993	602	712	2983	
52 Street	40 Avenue	2022	July	503	25	1180	732	2440	
52 Street	49 Avenue	2019	June	911	2109	1079	1263	5362	
52 Street	49 Avenue	2021	June	955	1081	799	725	3560	
52 Street	49 Avenue	2022	July	1061	1220	1058	860	4199	
52 Street	49 Avenue	2023	May	809	1200	741	908	3658	
52 Street	50 Avenue	2020	December	1858	838	1491	818	5005	
52 Street	50 Avenue	2023	May	2156	1043	1809	986	5994	
52 Street	52 Avenue	2020	December	270	748		956	1974	
52 Street	62 Street	2020	December	1484	1056	2303	578	5421	
55 Street	50 Avenue	2020	November	1832	64	1638	79	3613	
56 Street	62 Avenue	2020	November	1070	55	1460	512	3097	
57 Street	52 Avenue	2021	July	6	253	85	255	599	
62 Street	49 Avenue	2021	July	68	69	218	455	810	
62 Street	50 Avenue	2022	July	1596	880	1683	768	4927	
62 Street	50 Avenue	2023	September	1380	943	1410	784	4517	

STREET	AVENUE	YEAR	MONTH	North Leg	East Leg	South Leg	West Leg	6-HOUR VOLUME	NOTES
62 Street	51 Avenue	2020	November	175	734		644	1553	
62 Street	53 Avenue	2020	November	229	562	124	729	1644	
62 Street	62 Avenue	2020	December	531	720	1044	727	3022	
62 Street	62 Avenue	2021	July	434	835	962	929	3160	
62 Street	63 Avenue	2020	November	370	770	217	590	1947	
62 Street	75 Avenue	2020	November	319	537	636		1492	
62 Street	75 Avenue	2021	July	445	1100	991		2536	
67 Street	40 Avenue	2021	July	309	74	481	354	1218	
67 Street	50 Avenue	2019	June	1853	340	1225	807	4225	
67 Street	70 Avenue	2020	December		261	56	313	630	
Best Buy Access	75 Avenue	2019	April	1839	821	980	664	4304	
Best Buy Access	75 Avenue	2019	June	2189	1046	1307	882	5424	SATURDAY
Best Buy Access	75 Avenue	2020	November	1274	679	1011	618	3582	

## AUTOMATIC TRAFFIC RECORDER COUNTS

The table below provides a summary of the AADT volumes for the specified locations in their respective years when counts were conducted. Traffic volume and vehicle class reports for the 2023 ATR counts can be found in Appendix B:

### Annual Average Daily Traffic Volumes

ROADWAY	LOCATION	2019	2020	2021	2022	2023
40 Avenue	North of 12 Street				5820	
12 Street	West of 40 Avenue			4582		
12 Street	East of 50 Avenue	3654				
12 Street	East of 59 Avenue	7050				
75 Avenue	North of 12 Street	5304				
21 Street	North of 61 Avenue			1332		
23 Street	N of 59 Avenue			4702		
25 Street	East of 50 Avenue	5020				
50 Avenue	South of 25 Street	15358				
25 Street	West of 50 Avenue					7035
25 Street	West of 57A Avenue					8080
59 Avenue	South of 29 Street		13121		12602	
59 Avenue	South of 29 Street			8955		
36 Street	West of 40 Avenue	3046				
36 Street	East of 47 Avenue			4062		4582
36 Street	West of 47 Avenue					7138
49 Avenue	North of 36 Street					2998
36 Street	East of 50 Avenue		7473			7276
50 Avenue	North of 36 Street	15284			15310	
50 Avenue	South of 36 Street					13492
36 Street	West of 50 Avenue	8245	7205			
36 Street	East of 59 Avenue		8729			
59 Avenue	South of 36 Street	12719				

ROADWAY	LOCATION	2019	2020	2021	2022	2023
59 Avenue	South of 43 Street		11115			
44 Street	East of 37 Avenue				12300	
44 Street	West of 40 Avenue	11313				
44 Street	East of 49 Avenue	15059				15037
49 Avenue	North of 44 Street		4904			
44 Street	East of 50 Avenue	16771				
50 Avenue	North of 44 Street					10179
44 Street	West of 50 Avenue	17907				
44 Street	East of 54 Avenue	21319				
44 Street	West of 54 Avenue	22470				
44 Street	East of 57 Avenue	22423				
44 Street	West of 57 Avenue	22525				
44 Street	East of 62 Avenue	22164				
62 Avenue	North of 44 Street	11292				
62 Avenue	South of 44 Street	11957				
44 Street	West of 62 Avenue	23940				
44 Street	East of 70 Avenue	25917				
44 Street	West of 70 Avenue	20766				
44 Street	East of 75 Avenue				15854	
75 Avenue	North of 44 Street		2817			
75 Avenue	South of 44 Street		6244			
44 Street	East of 80 Avenue	16634	16591			
44 Street	West of 80 Avenue	14445				14458
49 Avenue	North of 46 Street			4138		
50 Avenue	North of 46 Street			9845		
52 Avenue	South of 46 Street			4346		
48 Street	East of 48 Avenue			240		

ROADWAY	LOCATION	2019	2020	2021	2022	2023
49 Avenue	North of 48 Street			4195		
40 Avenue	North of 52 Street					5906
52 Street	West of 40 Avenue	4203				
52 Street	East of 49 Avenue					4660
52 Street	North of 49 Avenue	3922				
52 Street	West of 50 Avenue					3781
52 Street	East of 62 Avenue	5557				
49 Avenue	North of 57 Street			1188		
62 Street	South of 49 Avenue			1287		
62 Street	West of 49 Avenue			1423		
67 Street	South of 50 Avenue	5809				
67 Street	East of 70 Avenue			1893		
75 Avenue	South of 67 Street			1711		



---

# Appendix A

2023 TMC Reports

---



City of Lloydminster  
4420-50 Avenue

Lloydminster, Alberta, Canada T9V 0W2  
(780) 875-6184 waguinaldo@lloydminster.ca

Count Name: 13 Street and 47 Avenue  
Site Code: 1347  
Start Date: 06/28/2023  
Page No: 1

### Turning Movement Data

Start Time	Southbound Approach Southbound						Westbound Approach Westbound						Northbound Approach Northbound						Eastbound Approach Eastbound						Int. Total
	Right	Thru	Left	U-Turn	Peds	App. Total	Right	Thru	Left	U-Turn	Peds	App. Total	Right	Thru	Left	U-Turn	Peds	App. Total	Right	Thru	Left	U-Turn	Peds	App. Total	
7:00 AM	0	13	0	0	3	13	0	0	1	0	0	1	0	4	0	0	0	4	1	0	0	0	0	1	19
7:15 AM	0	14	0	0	3	14	1	1	4	0	1	6	0	8	1	0	0	9	2	0	0	0	0	2	31
7:30 AM	1	14	1	0	0	16	4	1	2	0	0	7	0	5	0	0	0	5	5	0	0	0	0	5	33
7:45 AM	2	35	0	0	3	37	4	0	1	0	0	5	0	1	3	0	0	4	10	0	2	0	0	12	58
Hourly Total	3	76	1	0	9	80	9	2	8	0	1	19	0	18	4	0	0	22	18	0	2	0	0	20	141
8:00 AM	3	6	0	0	2	9	1	1	0	0	1	2	1	6	2	0	0	9	6	1	2	0	4	9	29
8:15 AM	1	14	1	0	2	16	3	1	0	0	0	4	0	9	0	0	0	9	1	0	3	0	0	4	33
8:30 AM	0	13	0	0	0	13	3	0	1	0	0	4	0	3	4	0	0	7	1	0	1	0	0	2	26
8:45 AM	4	13	2	0	0	19	3	0	1	0	0	4	0	4	0	0	0	4	2	0	2	0	0	4	31
Hourly Total	8	46	3	0	4	57	10	2	2	0	1	14	1	22	6	0	0	29	10	1	8	0	4	19	119
*** BREAK ***	-	-	-	-	-	-	-	-	-	-	-	-	-	-	-	-	-	-	-	-	-	-	-	-	-
11:30 AM	2	4	0	0	4	6	0	0	0	0	1	0	0	9	4	0	0	13	2	1	1	0	0	4	23
11:45 AM	1	9	0	0	0	10	1	1	1	0	1	3	3	11	0	0	1	14	7	1	1	0	0	9	36
Hourly Total	3	13	0	0	4	16	1	1	1	0	2	3	3	20	4	0	1	27	9	2	2	0	0	13	59
12:00 PM	4	13	2	0	0	19	0	2	1	0	0	3	1	14	4	0	2	19	2	1	2	0	0	5	46
12:15 PM	3	10	1	0	0	14	0	3	0	0	0	3	1	9	3	0	0	13	1	0	1	0	0	2	32
12:30 PM	1	10	1	0	0	12	1	1	0	0	0	2	1	9	6	0	0	16	2	0	0	0	0	2	32
12:45 PM	0	8	1	0	1	9	2	1	3	0	1	6	0	5	1	0	0	6	3	1	3	0	1	7	28
Hourly Total	8	41	5	0	1	54	3	7	4	0	1	14	3	37	14	0	2	54	8	2	6	0	1	16	138
1:00 PM	1	10	0	0	0	11	3	0	0	0	0	3	1	7	0	0	0	8	4	2	0	0	1	6	28
1:15 PM	1	7	1	0	0	9	0	0	2	0	0	2	2	6	5	1	0	14	3	0	0	0	0	3	28
*** BREAK ***	-	-	-	-	-	-	-	-	-	-	-	-	-	-	-	-	-	-	-	-	-	-	-	-	-
Hourly Total	2	17	1	0	0	20	3	0	2	0	0	5	3	13	5	1	0	22	7	2	0	0	1	9	56
4:00 PM	0	11	2	0	0	13	2	2	1	0	0	5	1	18	1	0	0	20	1	0	3	0	0	4	42
4:15 PM	2	12	0	1	0	15	0	0	1	0	0	1	2	11	4	0	0	17	5	0	0	1	0	6	39
4:30 PM	4	9	4	0	0	17	1	0	3	0	0	4	6	18	3	0	0	27	1	1	1	0	0	3	51
4:45 PM	0	12	1	0	0	13	1	2	3	0	0	6	2	25	5	0	0	32	3	1	4	0	0	8	59
Hourly Total	6	44	7	1	0	58	4	4	8	0	0	16	11	72	13	0	0	96	10	2	8	1	0	21	191
5:00 PM	5	12	0	0	0	17	0	0	4	0	0	4	5	20	13	0	0	38	5	0	1	0	0	6	65
5:15 PM	4	11	4	0	0	19	1	1	4	0	0	6	4	24	9	0	0	37	3	1	5	0	0	9	71
5:30 PM	2	8	0	0	0	10	1	0	0	0	0	1	1	18	3	0	0	22	5	1	3	0	0	9	42
5:45 PM	5	9	0	0	0	14	1	0	1	0	0	2	2	20	8	0	2	30	2	1	7	0	0	10	56
Hourly Total	16	40	4	0	0	60	3	1	9	0	0	13	12	82	33	0	2	127	15	3	16	0	0	34	234
Grand Total	46	277	21	1	18	345	33	17	34	0	5	84	33	264	79	1	5	377	77	12	42	1	6	132	938
Approach %	13.3	80.3	6.1	0.3	-	-	39.3	20.2	40.5	0.0	-	-	8.8	70.0	21.0	0.3	-	-	58.3	9.1	31.8	0.8	-	-	-

Total %	4.9	29.5	2.2	0.1	-	36.8	3.5	1.8	3.6	0.0	-	9.0	3.5	28.1	8.4	0.1	-	40.2	8.2	1.3	4.5	0.1	-	14.1	-
Lights	43	273	21	1	-	338	33	17	34	0	-	84	33	263	76	1	-	373	74	12	41	1	-	128	923
% Lights	93.5	98.6	100.0	100.0	-	98.0	100.0	100.0	100.0	-	-	100.0	100.0	99.6	96.2	100.0	-	98.9	96.1	100.0	97.6	100.0	-	97.0	98.4
Mediums	3	3	0	0	-	6	0	0	0	0	-	0	0	1	3	0	-	4	3	0	1	0	-	4	14
% Mediums	6.5	1.1	0.0	0.0	-	1.7	0.0	0.0	0.0	-	-	0.0	0.0	0.4	3.8	0.0	-	1.1	3.9	0.0	2.4	0.0	-	3.0	1.5
Articulated Trucks	0	1	0	0	-	1	0	0	0	0	-	0	0	0	0	0	-	0	0	0	0	0	-	0	1
% Articulated Trucks	0.0	0.4	0.0	0.0	-	0.3	0.0	0.0	0.0	-	-	0.0	0.0	0.0	0.0	0.0	-	0.0	0.0	0.0	0.0	0.0	-	0.0	0.1
Bicycles on Crosswalk	-	-	-	-	1	-	-	-	-	-	3	-	-	-	-	-	3	-	-	-	-	-	2	-	-
% Bicycles on Crosswalk	-	-	-	-	5.6	-	-	-	-	-	60.0	-	-	-	-	-	60.0	-	-	-	-	-	33.3	-	-
Pedestrians	-	-	-	-	17	-	-	-	-	-	2	-	-	-	-	-	2	-	-	-	-	-	4	-	-
% Pedestrians	-	-	-	-	94.4	-	-	-	-	-	40.0	-	-	-	-	-	40.0	-	-	-	-	-	66.7	-	-

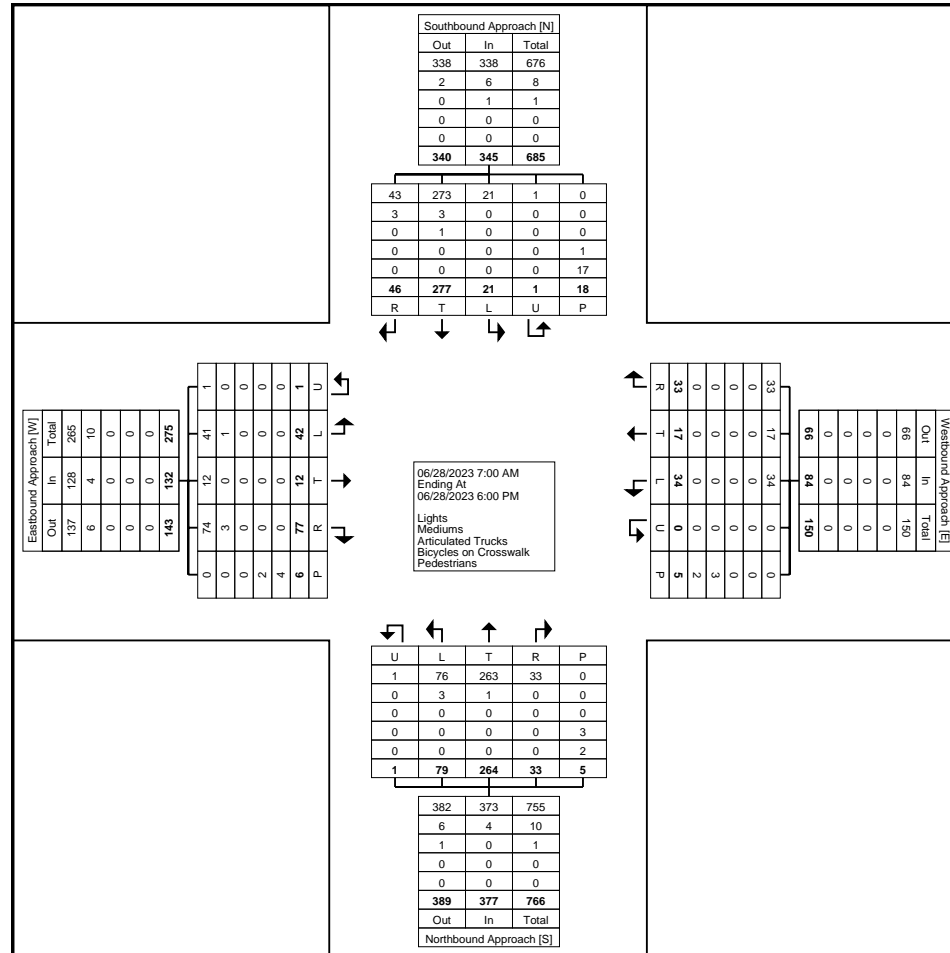




City of Lloydminster  
4420-50 Avenue

Lloydminster, Alberta, Canada T9V 0W2  
(780) 875-6184 waguinaldo@lloydminster.ca

Count Name: 13 Street and 47 Avenue  
Site Code: 1347  
Start Date: 06/28/2023  
Page No: 3



Turning Movement Data Plot



City of Lloydminster  
4420-50 Avenue

Lloydminster, Alberta, Canada T9V 0W2  
(780) 875-6184 waguinaldo@lloydminster.ca

Count Name: 13 Street and 47 Avenue  
Site Code: 1347  
Start Date: 06/28/2023  
Page No: 4

### Turning Movement Peak Hour Data (7:30 AM)

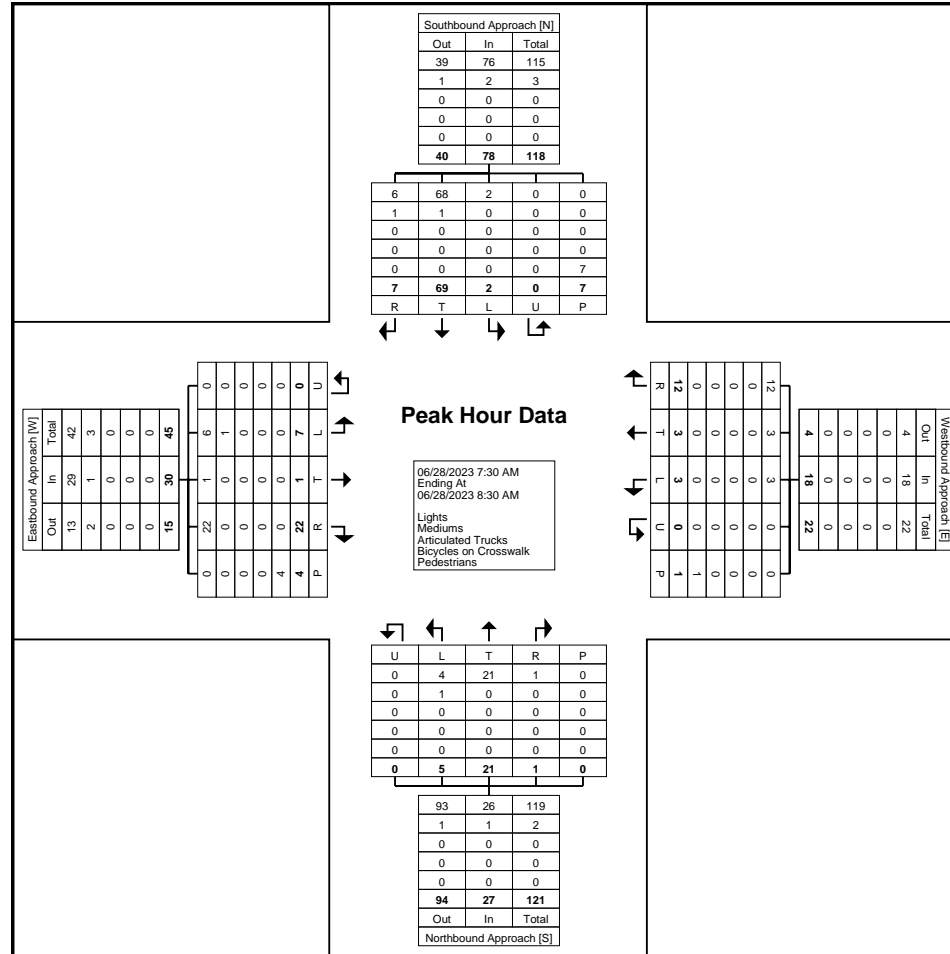
Start Time	Southbound Approach Southbound						Westbound Approach Westbound						Northbound Approach Northbound						Eastbound Approach Eastbound						Int. Total
	Right	Thru	Left	U-Turn	Peds	App. Total	Right	Thru	Left	U-Turn	Peds	App. Total	Right	Thru	Left	U-Turn	Peds	App. Total	Right	Thru	Left	U-Turn	Peds	App. Total	
7:30 AM	1	14	1	0	0	16	4	1	2	0	0	7	0	5	0	0	0	5	5	0	0	0	0	5	33
7:45 AM	2	35	0	0	3	37	4	0	1	0	0	5	0	1	3	0	0	4	10	0	2	0	0	12	58
8:00 AM	3	6	0	0	2	9	1	1	0	0	1	2	1	6	2	0	0	9	6	1	2	0	4	9	29
8:15 AM	1	14	1	0	2	16	3	1	0	0	0	4	0	9	0	0	0	9	1	0	3	0	0	4	33
Total	7	69	2	0	7	78	12	3	3	0	1	18	1	21	5	0	0	27	22	1	7	0	4	30	153
Approach %	9.0	88.5	2.6	0.0	-	-	66.7	16.7	16.7	0.0	-	-	3.7	77.8	18.5	0.0	-	-	73.3	3.3	23.3	0.0	-	-	-
Total %	4.6	45.1	1.3	0.0	-	51.0	7.8	2.0	2.0	0.0	-	11.8	0.7	13.7	3.3	0.0	-	17.6	14.4	0.7	4.6	0.0	-	19.6	-
PHF	0.583	0.493	0.500	0.000	-	0.527	0.750	0.750	0.375	0.000	-	0.643	0.250	0.583	0.417	0.000	-	0.750	0.550	0.250	0.583	0.000	-	0.625	0.659
Lights	6	68	2	0	-	76	12	3	3	0	-	18	1	21	4	0	-	26	22	1	6	0	-	29	149
% Lights	85.7	98.6	100.0	-	-	97.4	100.0	100.0	100.0	-	-	100.0	100.0	100.0	80.0	-	-	96.3	100.0	100.0	85.7	-	-	96.7	97.4
Mediums	1	1	0	0	-	2	0	0	0	0	-	0	0	0	1	0	-	1	0	0	1	0	-	1	4
% Mediums	14.3	1.4	0.0	-	-	2.6	0.0	0.0	0.0	-	-	0.0	0.0	0.0	20.0	-	-	3.7	0.0	0.0	14.3	-	-	3.3	2.6
Articulated Trucks	0	0	0	0	-	0	0	0	0	0	-	0	0	0	0	0	-	0	0	0	0	0	-	0	0
% Articulated Trucks	0.0	0.0	0.0	-	-	0.0	0.0	0.0	0.0	-	-	0.0	0.0	0.0	0.0	-	-	0.0	0.0	0.0	0.0	-	-	0.0	0.0
Bicycles on Crosswalk	-	-	-	-	0	-	-	-	-	-	0	-	-	-	-	-	0	-	-	-	-	-	0	-	-
% Bicycles on Crosswalk	-	-	-	-	0.0	-	-	-	-	-	0.0	-	-	-	-	-	-	-	-	-	-	-	0.0	-	-
Pedestrians	-	-	-	-	7	-	-	-	-	-	1	-	-	-	-	-	0	-	-	-	-	-	4	-	-
% Pedestrians	-	-	-	-	100.0	-	-	-	-	-	100.0	-	-	-	-	-	-	-	-	-	-	-	100.0	-	-



City of Lloydminster  
4420-50 Avenue

Lloydminster, Alberta, Canada T9V 0W2  
(780) 875-6184 waguinaldo@lloydminster.ca

Count Name: 13 Street and 47 Avenue  
Site Code: 1347  
Start Date: 06/28/2023  
Page No: 5



Turning Movement Peak Hour Data Plot (7:30 AM)



City of Lloydminster  
4420-50 Avenue

Lloydminster, Alberta, Canada T9V 0W2  
(780) 875-6184 waguinaldo@lloydminster.ca

Count Name: 13 Street and 47 Avenue  
Site Code: 1347  
Start Date: 06/28/2023  
Page No: 6

### Turning Movement Peak Hour Data (11:45 AM)

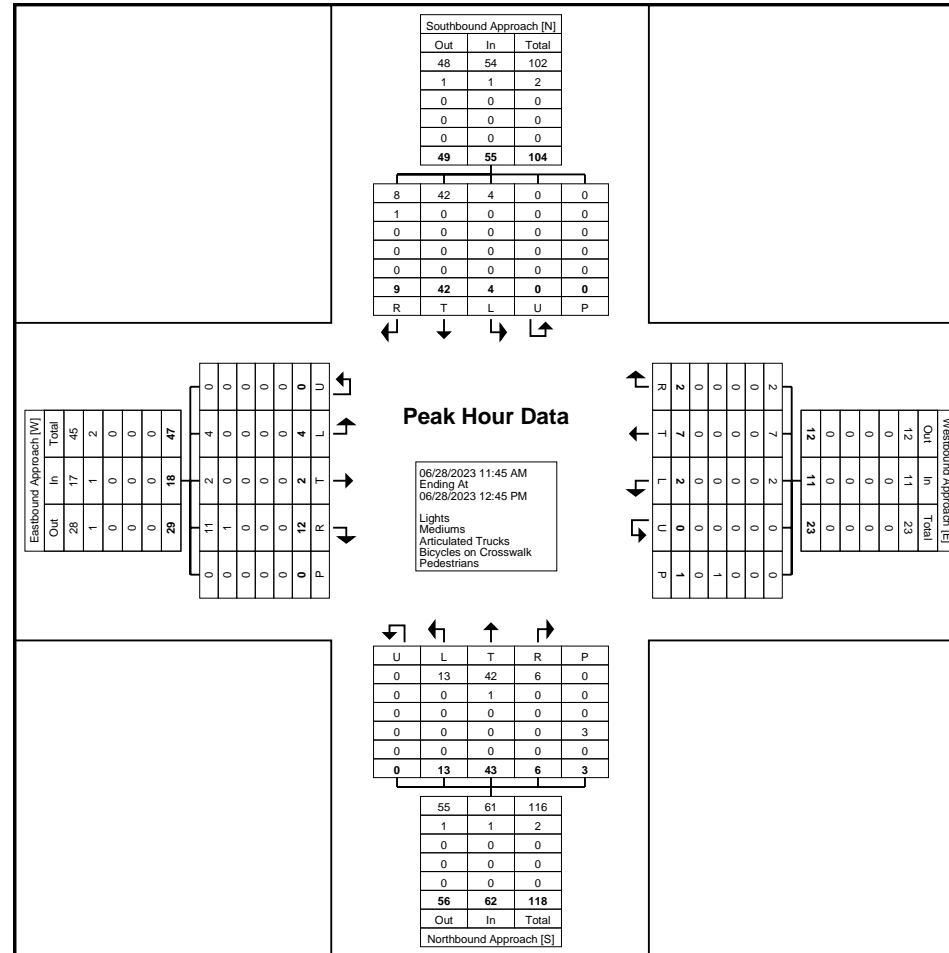
Start Time	Southbound Approach Southbound						Westbound Approach Westbound						Northbound Approach Northbound						Eastbound Approach Eastbound						Int. Total
	Right	Thru	Left	U-Turn	Peds	App. Total	Right	Thru	Left	U-Turn	Peds	App. Total	Right	Thru	Left	U-Turn	Peds	App. Total	Right	Thru	Left	U-Turn	Peds	App. Total	
11:45 AM	1	9	0	0	0	10	1	1	1	0	1	3	3	11	0	0	1	14	7	1	1	0	0	9	36
12:00 PM	4	13	2	0	0	19	0	2	1	0	0	3	1	14	4	0	2	19	2	1	2	0	0	5	46
12:15 PM	3	10	1	0	0	14	0	3	0	0	0	3	1	9	3	0	0	13	1	0	1	0	0	2	32
12:30 PM	1	10	1	0	0	12	1	1	0	0	0	2	1	9	6	0	0	16	2	0	0	0	0	2	32
Total	9	42	4	0	0	55	2	7	2	0	1	11	6	43	13	0	3	62	12	2	4	0	0	18	146
Approach %	16.4	76.4	7.3	0.0	-	-	18.2	63.6	18.2	0.0	-	-	9.7	69.4	21.0	0.0	-	-	66.7	11.1	22.2	0.0	-	-	-
Total %	6.2	28.8	2.7	0.0	-	37.7	1.4	4.8	1.4	0.0	-	7.5	4.1	29.5	8.9	0.0	-	42.5	8.2	1.4	2.7	0.0	-	12.3	-
PHF	0.563	0.808	0.500	0.000	-	0.724	0.500	0.583	0.500	0.000	-	0.917	0.500	0.768	0.542	0.000	-	0.816	0.429	0.500	0.500	0.000	-	0.500	0.793
Lights	8	42	4	0	-	54	2	7	2	0	-	11	6	42	13	0	-	61	11	2	4	0	-	17	143
% Lights	88.9	100.0	100.0	-	-	98.2	100.0	100.0	100.0	-	-	100.0	100.0	97.7	100.0	-	-	98.4	91.7	100.0	100.0	-	-	94.4	97.9
Mediums	1	0	0	0	-	1	0	0	0	0	-	0	0	1	0	0	-	1	1	0	0	0	-	1	3
% Mediums	11.1	0.0	0.0	-	-	1.8	0.0	0.0	0.0	-	-	0.0	0.0	2.3	0.0	-	-	1.6	8.3	0.0	0.0	-	-	5.6	2.1
Articulated Trucks	0	0	0	0	-	0	0	0	0	0	-	0	0	0	0	0	-	0	0	0	0	0	-	0	0
% Articulated Trucks	0.0	0.0	0.0	-	-	0.0	0.0	0.0	0.0	-	-	0.0	0.0	0.0	0.0	-	-	0.0	0.0	0.0	0.0	-	-	0.0	0.0
Bicycles on Crosswalk	-	-	-	-	0	-	-	-	-	-	1	-	-	-	-	-	3	-	-	-	-	-	0	-	-
% Bicycles on Crosswalk	-	-	-	-	-	-	-	-	-	-	100.0	-	-	-	-	-	100.0	-	-	-	-	-	-	-	-
Pedestrians	-	-	-	-	0	-	-	-	-	-	0	-	-	-	-	-	0	-	-	-	-	-	0	-	-
% Pedestrians	-	-	-	-	-	-	-	-	-	-	0.0	-	-	-	-	-	0.0	-	-	-	-	-	-	-	-



City of Lloydminster  
4420-50 Avenue

Lloydminster, Alberta, Canada T9V 0W2  
(780) 875-6184 waguinaldo@lloydminster.ca

Count Name: 13 Street and 47 Avenue  
Site Code: 1347  
Start Date: 06/28/2023  
Page No: 7



Turning Movement Peak Hour Data Plot (11:45 AM)



City of Lloydminster  
4420-50 Avenue

Lloydminster, Alberta, Canada T9V 0W2  
(780) 875-6184 waguinaldo@lloydminster.ca

Count Name: 13 Street and 47 Avenue  
Site Code: 1347  
Start Date: 06/28/2023  
Page No: 8

### Turning Movement Peak Hour Data (4:30 PM)

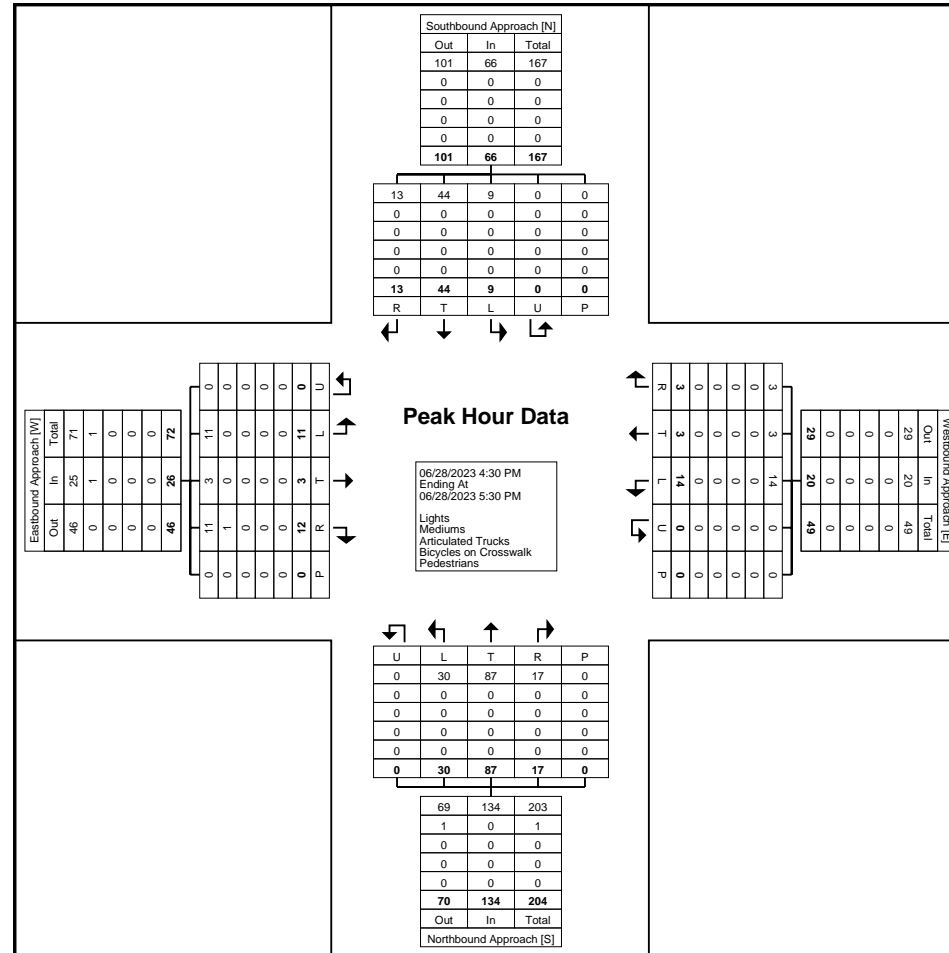
Start Time	Southbound Approach Southbound						Westbound Approach Westbound						Northbound Approach Northbound						Eastbound Approach Eastbound						Int. Total
	Right	Thru	Left	U-Turn	Peds	App. Total	Right	Thru	Left	U-Turn	Peds	App. Total	Right	Thru	Left	U-Turn	Peds	App. Total	Right	Thru	Left	U-Turn	Peds	App. Total	
4:30 PM	4	9	4	0	0	17	1	0	3	0	0	4	6	18	3	0	0	27	1	1	1	0	0	3	51
4:45 PM	0	12	1	0	0	13	1	2	3	0	0	6	2	25	5	0	0	32	3	1	4	0	0	8	59
5:00 PM	5	12	0	0	0	17	0	0	4	0	0	4	5	20	13	0	0	38	5	0	1	0	0	6	65
5:15 PM	4	11	4	0	0	19	1	1	4	0	0	6	4	24	9	0	0	37	3	1	5	0	0	9	71
Total	13	44	9	0	0	66	3	3	14	0	0	20	17	87	30	0	0	134	12	3	11	0	0	26	246
Approach %	19.7	66.7	13.6	0.0	-	-	15.0	15.0	70.0	0.0	-	-	12.7	64.9	22.4	0.0	-	-	46.2	11.5	42.3	0.0	-	-	-
Total %	5.3	17.9	3.7	0.0	-	26.8	1.2	1.2	5.7	0.0	-	8.1	6.9	35.4	12.2	0.0	-	54.5	4.9	1.2	4.5	0.0	-	10.6	-
PHF	0.650	0.917	0.563	0.000	-	0.868	0.750	0.375	0.875	0.000	-	0.833	0.708	0.870	0.577	0.000	-	0.882	0.600	0.750	0.550	0.000	-	0.722	0.866
Lights	13	44	9	0	-	66	3	3	14	0	-	20	17	87	30	0	-	134	11	3	11	0	-	25	245
% Lights	100.0	100.0	100.0	-	-	100.0	100.0	100.0	100.0	-	-	100.0	100.0	100.0	100.0	-	-	100.0	91.7	100.0	100.0	-	-	96.2	99.6
Mediums	0	0	0	0	-	0	0	0	0	0	-	0	0	0	0	0	-	0	1	0	0	0	-	1	1
% Mediums	0.0	0.0	0.0	-	-	0.0	0.0	0.0	0.0	-	-	0.0	0.0	0.0	0.0	-	-	0.0	8.3	0.0	0.0	-	-	3.8	0.4
Articulated Trucks	0	0	0	0	-	0	0	0	0	0	-	0	0	0	0	0	-	0	0	0	0	0	-	0	0
% Articulated Trucks	0.0	0.0	0.0	-	-	0.0	0.0	0.0	0.0	-	-	0.0	0.0	0.0	0.0	-	-	0.0	0.0	0.0	0.0	-	-	0.0	0.0
Bicycles on Crosswalk	-	-	-	-	0	-	-	-	-	-	0	-	-	-	-	-	0	-	-	-	-	-	0	-	-
% Bicycles on Crosswalk	-	-	-	-	-	-	-	-	-	-	-	-	-	-	-	-	-	-	-	-	-	-	-	-	-
Pedestrians	-	-	-	-	0	-	-	-	-	-	0	-	-	-	-	-	0	-	-	-	-	-	0	-	-
% Pedestrians	-	-	-	-	-	-	-	-	-	-	-	-	-	-	-	-	-	-	-	-	-	-	-	-	-



City of Lloydminster  
4420-50 Avenue

Lloydminster, Alberta, Canada T9V 0W2  
(780) 875-6184 waguinaldo@lloydminster.ca

Count Name: 13 Street and 47 Avenue  
Site Code: 1347  
Start Date: 06/28/2023  
Page No: 9



Turning Movement Peak Hour Data Plot (4:30 PM)



City of Lloydminster  
4420-50 Avenue

Lloydminster, Alberta, Canada T9V 0W2  
(780) 875-6184 waguinaldo@lloydminster.ca

Count Name: 14 Street amd 47A Avenue  
Site Code: 1447A  
Start Date: 06/15/2023  
Page No: 1

### Turning Movement Data

Start Time	Southbound Approach					Northbound Approach					Eastbound Approach					Int. Total
	Right	Thru	U-Turn	Peds	App. Total	Thru	Left	U-Turn	Peds	App. Total	Right	Left	U-Turn	Peds	App. Total	
7:00 AM	0	9	0	0	9	6	0	0	0	6	0	1	0	0	1	16
7:15 AM	1	14	0	0	15	4	0	0	1	4	0	2	0	0	2	21
7:30 AM	0	19	0	0	19	9	1	0	0	10	2	1	0	0	3	32
7:45 AM	2	29	0	1	31	9	0	0	1	9	2	8	0	0	10	50
Hourly Total	3	71	0	1	74	28	1	0	2	29	4	12	0	0	16	119
8:00 AM	4	12	0	0	16	13	0	0	0	13	1	4	0	0	5	34
8:15 AM	1	6	0	0	7	10	1	0	0	11	3	2	0	5	5	23
8:30 AM	4	13	0	0	17	13	0	0	0	13	2	6	0	0	8	38
8:45 AM	4	7	0	0	11	14	0	0	0	14	2	1	0	0	3	28
Hourly Total	13	38	0	0	51	50	1	0	0	51	8	13	0	5	21	123
*** BREAK ***	-	-	-	-	-	-	-	-	-	-	-	-	-	-	-	-
11:30 AM	2	10	0	0	12	12	3	0	0	15	1	1	0	0	2	29
11:45 AM	2	4	0	0	6	9	1	0	0	10	0	1	0	0	1	17
Hourly Total	4	14	0	0	18	21	4	0	0	25	1	2	0	0	3	46
12:00 PM	5	7	0	0	12	12	1	0	0	13	1	0	0	0	1	26
12:15 PM	5	15	0	0	20	12	1	0	0	13	0	1	0	0	1	34
12:30 PM	0	9	0	0	9	5	0	0	0	5	3	3	0	0	6	20
12:45 PM	3	9	0	0	12	7	0	0	0	7	2	4	0	0	6	25
Hourly Total	13	40	0	0	53	36	2	0	0	38	6	8	0	0	14	105
1:00 PM	2	8	0	0	10	15	0	0	0	15	0	1	0	0	1	26
1:15 PM	2	8	0	0	10	8	1	0	0	9	1	1	0	0	2	21
*** BREAK ***	-	-	-	-	-	-	-	-	-	-	-	-	-	-	-	-
Hourly Total	4	16	0	0	20	23	1	0	0	24	1	2	0	0	3	47
4:00 PM	9	10	0	0	19	18	3	0	0	21	0	4	0	0	4	44
4:15 PM	2	19	0	0	21	17	4	1	1	22	1	1	0	0	2	45
4:30 PM	3	8	0	0	11	15	4	0	0	19	1	6	0	0	7	37
4:45 PM	6	20	0	0	26	22	3	0	0	25	1	3	0	0	4	55
Hourly Total	20	57	0	0	77	72	14	1	1	87	3	14	0	0	17	181
5:00 PM	3	12	0	0	15	28	0	0	1	28	1	3	0	1	4	47
5:15 PM	4	13	0	0	17	31	2	0	0	33	0	3	0	0	3	53
5:30 PM	1	8	0	0	9	21	0	0	0	21	1	4	0	0	5	35
5:45 PM	3	14	0	0	17	10	1	0	2	11	2	5	0	0	7	35
Hourly Total	11	47	0	0	58	90	3	0	3	93	4	15	0	1	19	170
Grand Total	68	283	0	1	351	320	26	1	6	347	27	66	0	6	93	791
Approach %	19.4	80.6	0.0	-	-	92.2	7.5	0.3	-	-	29.0	71.0	0.0	-	-	-
Total %	8.6	35.8	0.0	-	44.4	40.5	3.3	0.1	-	43.9	3.4	8.3	0.0	-	11.8	-




Lights	64	273	0	-	337	313	25	1	-	339	25	63	0	-	88	764
% Lights	94.1	96.5	-	-	96.0	97.8	96.2	100.0	-	97.7	92.6	95.5	-	-	94.6	96.6
Mediums	4	10	0	-	14	6	1	0	-	7	2	3	0	-	5	26
% Mediums	5.9	3.5	-	-	4.0	1.9	3.8	0.0	-	2.0	7.4	4.5	-	-	5.4	3.3
Articulated Trucks	0	0	0	-	0	1	0	0	-	1	0	0	0	-	0	1
% Articulated Trucks	0.0	0.0	-	-	0.0	0.3	0.0	0.0	-	0.3	0.0	0.0	-	-	0.0	0.1
Bicycles on Crosswalk	-	-	-	0	-	-	-	-	1	-	-	-	-	0	-	-
% Bicycles on Crosswalk	-	-	-	0.0	-	-	-	-	16.7	-	-	-	-	0.0	-	-
Pedestrians	-	-	-	1	-	-	-	-	5	-	-	-	-	6	-	-
% Pedestrians	-	-	-	100.0	-	-	-	-	83.3	-	-	-	-	100.0	-	-



City of Lloydminster  
4420-50 Avenue

Lloydminster, Alberta, Canada T9V 0W2  
(780) 875-6184 waguinaldo@lloydminster.ca

Count Name: 14 Street amd 47A Avenue  
Site Code: 1447A  
Start Date: 06/15/2023  
Page No: 3



Turning Movement Data Plot



City of Lloydminster  
4420-50 Avenue

Lloydminster, Alberta, Canada T9V 0W2  
(780) 875-6184 waguinaldo@lloydminster.ca

Count Name: 14 Street amd 47A Avenue  
Site Code: 1447A  
Start Date: 06/15/2023  
Page No: 4

### Turning Movement Peak Hour Data (7:45 AM)

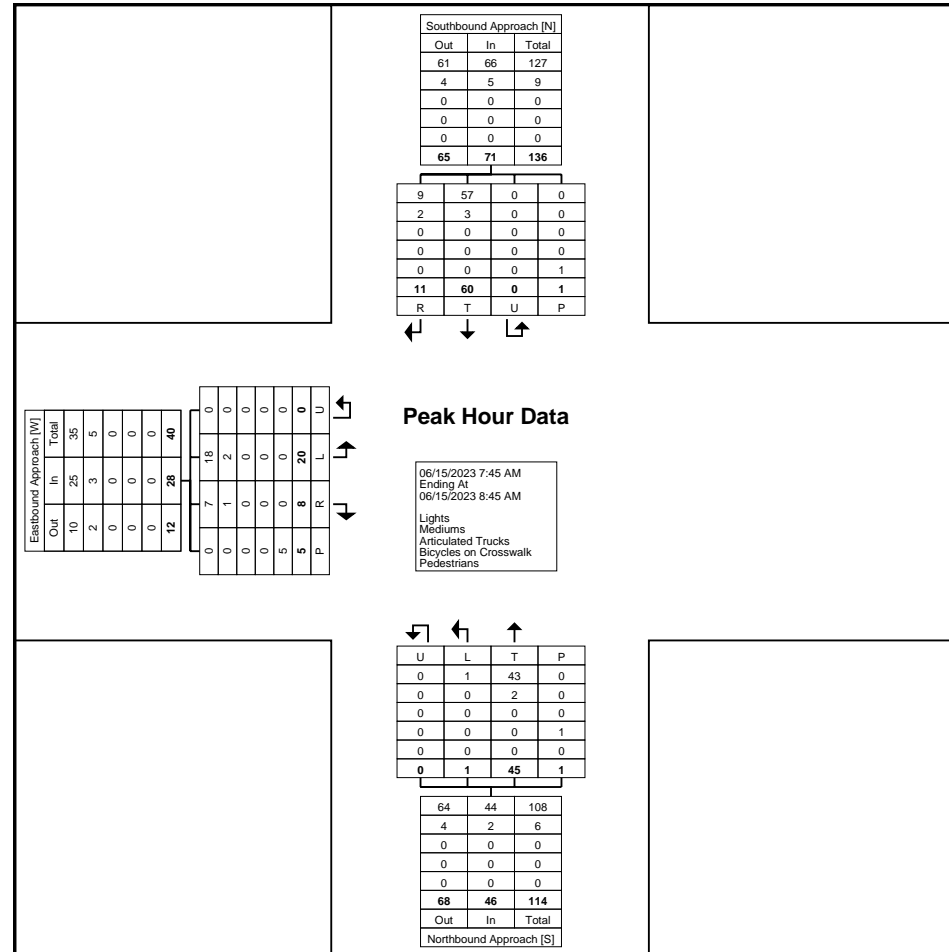
Start Time	Southbound Approach					Northbound Approach					Eastbound Approach					Int. Total
	Right	Thru	U-Turn	Peds	App. Total	Thru	Left	U-Turn	Peds	App. Total	Right	Left	U-Turn	Peds	App. Total	
7:45 AM	2	29	0	1	31	9	0	0	1	9	2	8	0	0	10	50
8:00 AM	4	12	0	0	16	13	0	0	0	13	1	4	0	0	5	34
8:15 AM	1	6	0	0	7	10	1	0	0	11	3	2	0	5	5	23
8:30 AM	4	13	0	0	17	13	0	0	0	13	2	6	0	0	8	38
Total	11	60	0	1	71	45	1	0	1	46	8	20	0	5	28	145
Approach %	15.5	84.5	0.0	-	-	97.8	2.2	0.0	-	-	28.6	71.4	0.0	-	-	-
Total %	7.6	41.4	0.0	-	49.0	31.0	0.7	0.0	-	31.7	5.5	13.8	0.0	-	19.3	-
PHF	0.688	0.517	0.000	-	0.573	0.865	0.250	0.000	-	0.885	0.667	0.625	0.000	-	0.700	0.725
Lights	9	57	0	-	66	43	1	0	-	44	7	18	0	-	25	135
% Lights	81.8	95.0	-	-	93.0	95.6	100.0	-	-	95.7	87.5	90.0	-	-	89.3	93.1
Mediums	2	3	0	-	5	2	0	0	-	2	1	2	0	-	3	10
% Mediums	18.2	5.0	-	-	7.0	4.4	0.0	-	-	4.3	12.5	10.0	-	-	10.7	6.9
Articulated Trucks	0	0	0	-	0	0	0	0	-	0	0	0	0	-	0	0
% Articulated Trucks	0.0	0.0	-	-	0.0	0.0	0.0	-	-	0.0	0.0	0.0	-	-	0.0	0.0
Bicycles on Crosswalk	-	-	-	0	-	-	-	-	1	-	-	-	-	0	-	-
% Bicycles on Crosswalk	-	-	-	0.0	-	-	-	-	100.0	-	-	-	-	0.0	-	-
Pedestrians	-	-	-	1	-	-	-	-	0	-	-	-	-	5	-	-
% Pedestrians	-	-	-	100.0	-	-	-	-	0.0	-	-	-	-	100.0	-	-



City of Lloydminster  
4420-50 Avenue

Lloydminster, Alberta, Canada T9V 0W2  
(780) 875-6184 waguinaldo@lloydminster.ca

Count Name: 14 Street amd 47A Avenue  
Site Code: 1447A  
Start Date: 06/15/2023  
Page No: 5



Turning Movement Peak Hour Data Plot (7:45 AM)

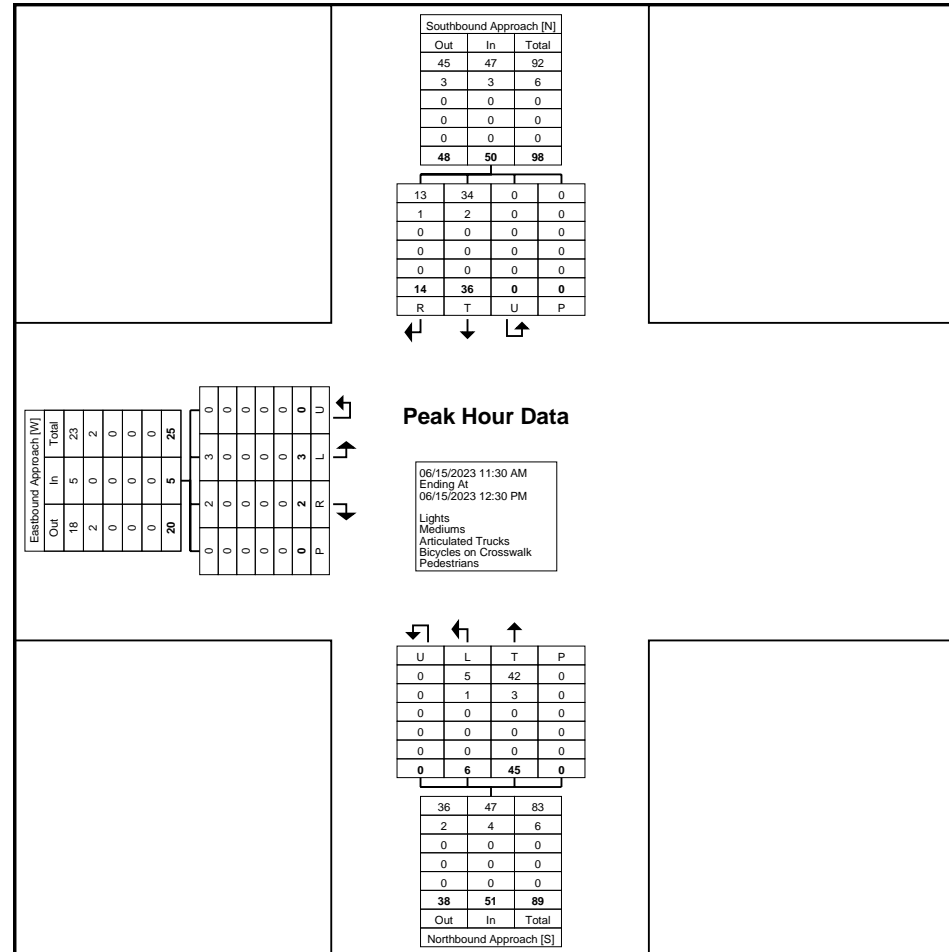




City of Lloydminster  
4420-50 Avenue

Lloydminster, Alberta, Canada T9V 0W2  
(780) 875-6184 waguinaldo@lloydminster.ca

Count Name: 14 Street amd 47A Avenue  
Site Code: 1447A  
Start Date: 06/15/2023  
Page No: 7



Turning Movement Peak Hour Data Plot (11:30 AM)



City of Lloydminster  
4420-50 Avenue

Lloydminster, Alberta, Canada T9V 0W2  
(780) 875-6184 waguinaldo@lloydminster.ca

Count Name: 14 Street amd 47A Avenue  
Site Code: 1447A  
Start Date: 06/15/2023  
Page No: 8

### Turning Movement Peak Hour Data (4:30 PM)

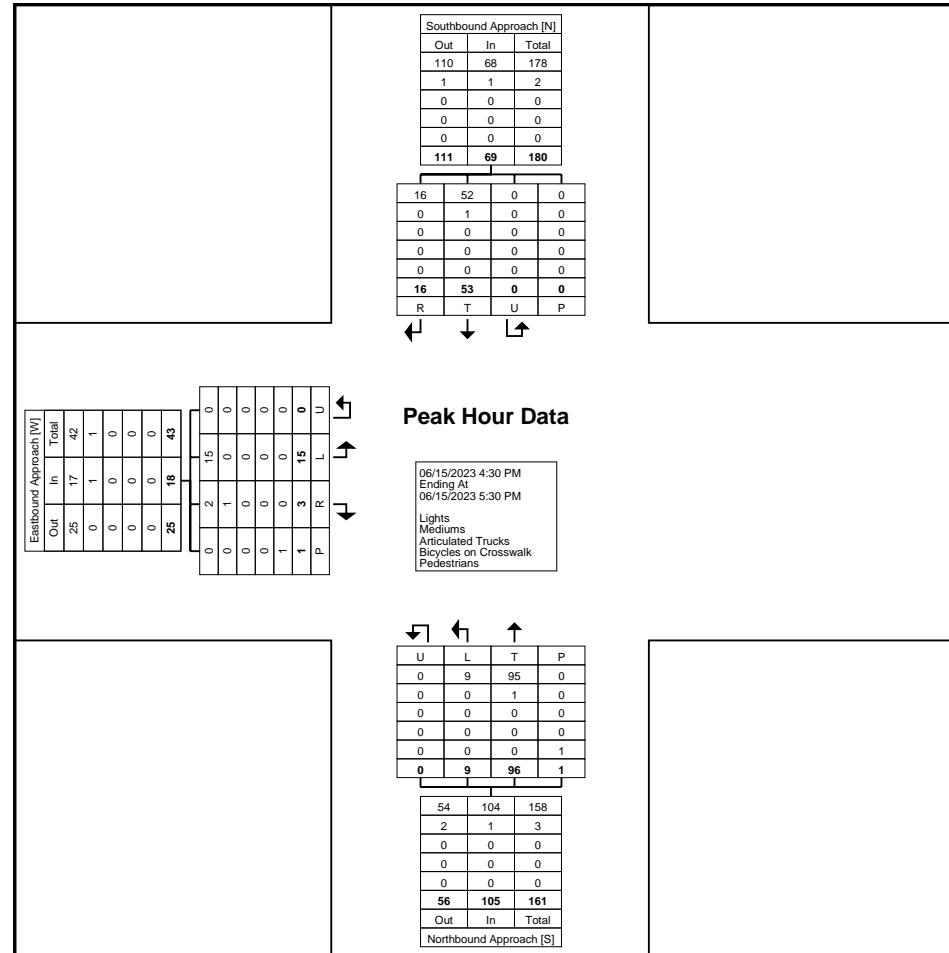
Start Time	Southbound Approach					Northbound Approach					Eastbound Approach					Int. Total
	Right	Thru	U-Turn	Peds	App. Total	Thru	Left	U-Turn	Peds	App. Total	Right	Left	U-Turn	Peds	App. Total	
4:30 PM	3	8	0	0	11	15	4	0	0	19	1	6	0	0	7	37
4:45 PM	6	20	0	0	26	22	3	0	0	25	1	3	0	0	4	55
5:00 PM	3	12	0	0	15	28	0	0	1	28	1	3	0	1	4	47
5:15 PM	4	13	0	0	17	31	2	0	0	33	0	3	0	0	3	53
Total	16	53	0	0	69	96	9	0	1	105	3	15	0	1	18	192
Approach %	23.2	76.8	0.0	-	-	91.4	8.6	0.0	-	-	16.7	83.3	0.0	-	-	-
Total %	8.3	27.6	0.0	-	35.9	50.0	4.7	0.0	-	54.7	1.6	7.8	0.0	-	9.4	-
PHF	0.667	0.663	0.000	-	0.663	0.774	0.563	0.000	-	0.795	0.750	0.625	0.000	-	0.643	0.873
Lights	16	52	0	-	68	95	9	0	-	104	2	15	0	-	17	189
% Lights	100.0	98.1	-	-	98.6	99.0	100.0	-	-	99.0	66.7	100.0	-	-	94.4	98.4
Mediums	0	1	0	-	1	1	0	0	-	1	1	0	0	-	1	3
% Mediums	0.0	1.9	-	-	1.4	1.0	0.0	-	-	1.0	33.3	0.0	-	-	5.6	1.6
Articulated Trucks	0	0	0	-	0	0	0	0	-	0	0	0	0	-	0	0
% Articulated Trucks	0.0	0.0	-	-	0.0	0.0	0.0	-	-	0.0	0.0	0.0	-	-	0.0	0.0
Bicycles on Crosswalk	-	-	-	0	-	-	-	-	0	-	-	-	-	0	-	-
% Bicycles on Crosswalk	-	-	-	-	-	-	-	-	0.0	-	-	-	-	0.0	-	-
Pedestrians	-	-	-	0	-	-	-	-	1	-	-	-	-	1	-	-
% Pedestrians	-	-	-	-	-	-	-	-	100.0	-	-	-	-	100.0	-	-



City of Lloydminster  
4420-50 Avenue

Lloydminster, Alberta, Canada T9V 0W2  
(780) 875-6184 waguinaldo@lloydminster.ca

Count Name: 14 Street amd 47A Avenue  
Site Code: 1447A  
Start Date: 06/15/2023  
Page No: 9



Turning Movement Peak Hour Data Plot (4:30 PM)





City of Lloydminster  
4420-50 Avenue

Lloydminster, Alberta, Canada T9V 0W2  
(780) 875-6184 waguinaldo@lloydminster.ca

Count Name: 18 Street and 47A Avenue  
Site Code: 1847A  
Start Date: 06/13/2023  
Page No: 1

### Turning Movement Data

Start Time	Southbound Approach					Northbound Approach					Eastbound Approach					Int. Total
	Right	Thru	U-Turn	Peds	App. Total	Thru	Left	U-Turn	Peds	App. Total	Right	Left	U-Turn	Peds	App. Total	
7:00 AM	5	9	0	0	14	1	5	0	0	6	6	4	0	0	10	30
7:15 AM	7	12	0	0	19	4	9	0	2	13	8	3	0	1	11	43
7:30 AM	13	9	0	0	22	5	12	0	1	17	8	7	0	1	15	54
7:45 AM	16	12	0	1	28	7	20	0	1	27	8	6	0	0	14	69
Hourly Total	41	42	0	1	83	17	46	0	4	63	30	20	0	2	50	196
8:00 AM	13	4	0	0	17	8	8	0	4	16	4	5	0	0	9	42
8:15 AM	13	6	0	0	19	7	14	0	0	21	3	14	0	0	17	57
8:30 AM	13	8	0	0	21	5	15	0	1	20	8	4	0	2	12	53
8:45 AM	5	5	0	0	10	5	5	0	0	10	1	6	0	0	7	27
Hourly Total	44	23	0	0	67	25	42	0	5	67	16	29	0	2	45	179
*** BREAK ***	-	-	-	-	-	-	-	-	-	-	-	-	-	-	-	-
11:30 AM	10	7	0	0	17	5	6	0	1	11	9	6	0	0	15	43
11:45 AM	4	9	0	0	13	5	5	0	0	10	6	13	0	0	19	42
Hourly Total	14	16	0	0	30	10	11	0	1	21	15	19	0	0	34	85
12:00 PM	15	11	0	0	26	5	14	0	0	19	12	19	0	0	31	76
12:15 PM	11	6	0	0	17	12	8	0	1	20	5	10	0	1	15	52
12:30 PM	9	5	0	0	14	13	9	0	1	22	4	6	0	0	10	46
12:45 PM	10	8	0	1	18	13	10	0	1	23	8	17	0	0	25	66
Hourly Total	45	30	0	1	75	43	41	0	3	84	29	52	0	1	81	240
1:00 PM	22	5	0	0	27	7	10	0	1	17	7	8	0	0	15	59
1:15 PM	4	5	0	0	9	11	6	0	0	17	10	5	0	0	15	41
*** BREAK ***	-	-	-	-	-	-	-	-	-	-	-	-	-	-	-	-
Hourly Total	26	10	0	0	36	18	16	0	1	34	17	13	0	0	30	100
4:00 PM	11	5	0	1	16	8	8	0	4	16	7	6	0	0	13	45
4:15 PM	12	9	0	0	21	14	7	0	1	21	8	5	0	1	13	55
4:30 PM	11	5	0	0	16	9	13	0	2	22	7	10	0	0	17	55
4:45 PM	14	15	0	1	29	18	12	0	1	30	12	22	0	1	34	93
Hourly Total	48	34	0	2	82	49	40	0	8	89	34	43	0	2	77	248
5:00 PM	13	8	0	1	21	21	22	0	0	43	17	19	0	0	36	100
5:15 PM	15	13	0	3	28	20	12	0	0	32	21	13	0	1	34	94
5:30 PM	13	8	0	1	21	13	15	0	0	28	13	15	0	0	28	77
5:45 PM	17	7	0	2	24	11	12	0	1	23	14	15	0	1	29	76
Hourly Total	58	36	0	7	94	65	61	0	1	126	65	62	0	2	127	347
Grand Total	276	191	0	11	467	227	257	0	23	484	206	238	0	9	444	1395
Approach %	59.1	40.9	0.0	-	-	46.9	53.1	0.0	-	-	46.4	53.6	0.0	-	-	-
Total %	19.8	13.7	0.0	-	33.5	16.3	18.4	0.0	-	34.7	14.8	17.1	0.0	-	31.8	-

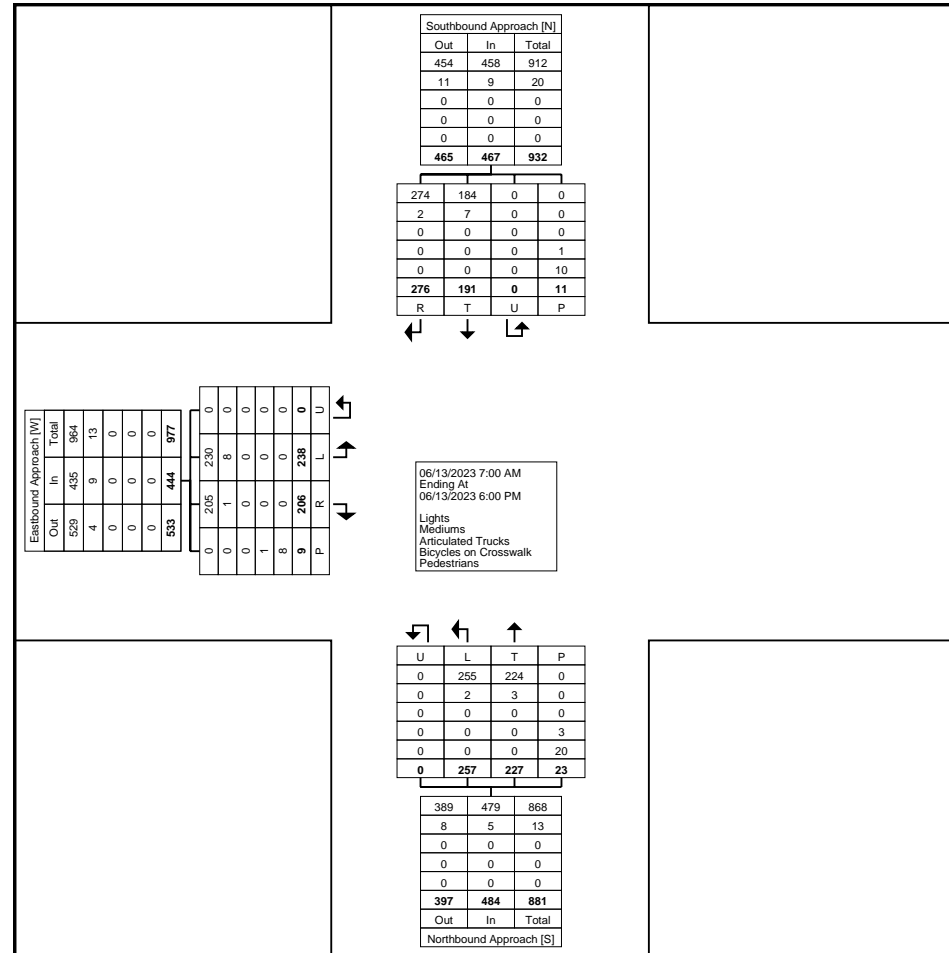
Lights	274	184	0	-	458	224	255	0	-	479	205	230	0	-	435	1372
% Lights	99.3	96.3	-	-	98.1	98.7	99.2	-	-	99.0	99.5	96.6	-	-	98.0	98.4
Mediums	2	7	0	-	9	3	2	0	-	5	1	8	0	-	9	23
% Mediums	0.7	3.7	-	-	1.9	1.3	0.8	-	-	1.0	0.5	3.4	-	-	2.0	1.6
Articulated Trucks	0	0	0	-	0	0	0	0	-	0	0	0	0	-	0	0
% Articulated Trucks	0.0	0.0	-	-	0.0	0.0	0.0	-	-	0.0	0.0	0.0	-	-	0.0	0.0
Bicycles on Crosswalk	-	-	-	1	-	-	-	-	3	-	-	-	-	1	-	-
% Bicycles on Crosswalk	-	-	-	9.1	-	-	-	-	13.0	-	-	-	-	11.1	-	-
Pedestrians	-	-	-	10	-	-	-	-	20	-	-	-	-	8	-	-
% Pedestrians	-	-	-	90.9	-	-	-	-	87.0	-	-	-	-	88.9	-	-



City of Lloydminster  
4420-50 Avenue

Lloydminster, Alberta, Canada T9V 0W2  
(780) 875-6184 waguinaldo@lloydminster.ca

Count Name: 18 Street and 47A Avenue  
Site Code: 1847A  
Start Date: 06/13/2023  
Page No: 3



Turning Movement Data Plot



City of Lloydminster  
4420-50 Avenue

Lloydminster, Alberta, Canada T9V 0W2  
(780) 875-6184 waguinaldo@lloydminster.ca

Count Name: 18 Street and 47A Avenue  
Site Code: 1847A  
Start Date: 06/13/2023  
Page No: 4

### Turning Movement Peak Hour Data (7:30 AM)

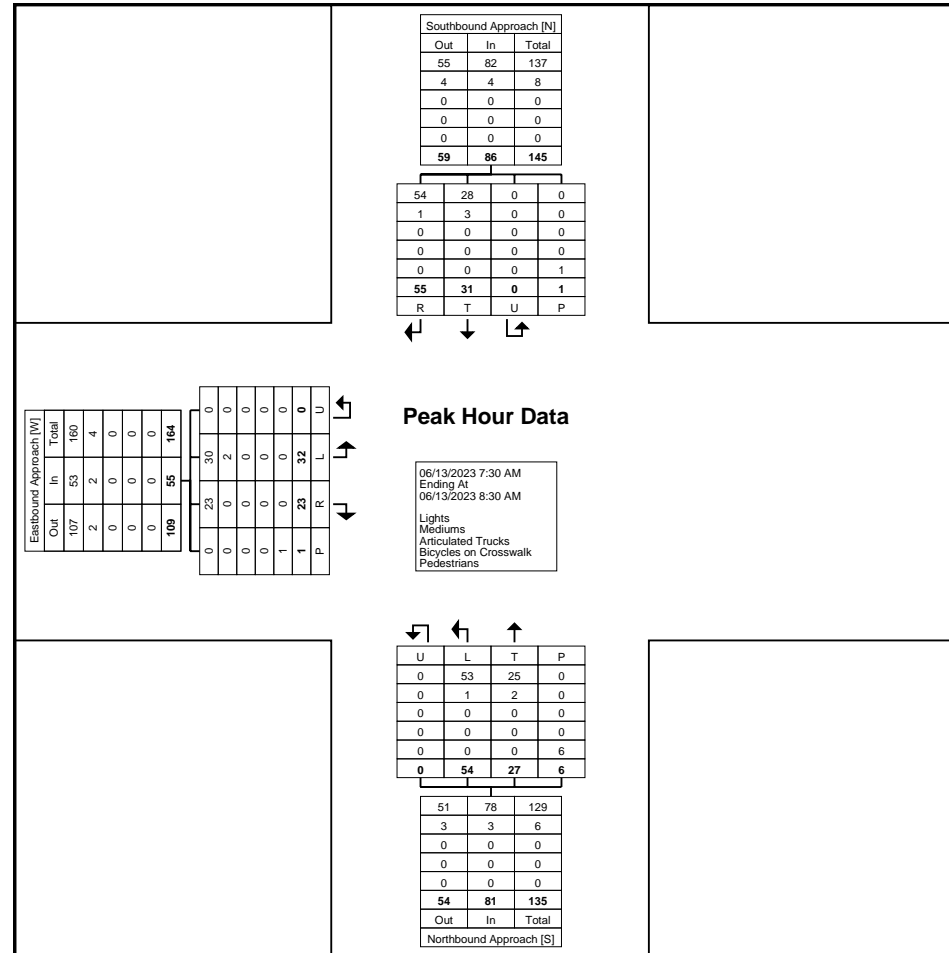
Start Time	Southbound Approach					Northbound Approach					Eastbound Approach					Int. Total
	Right	Thru	U-Turn	Peds	App. Total	Thru	Left	U-Turn	Peds	App. Total	Right	Left	U-Turn	Peds	App. Total	
7:30 AM	13	9	0	0	22	5	12	0	1	17	8	7	0	1	15	54
7:45 AM	16	12	0	1	28	7	20	0	1	27	8	6	0	0	14	69
8:00 AM	13	4	0	0	17	8	8	0	4	16	4	5	0	0	9	42
8:15 AM	13	6	0	0	19	7	14	0	0	21	3	14	0	0	17	57
Total	55	31	0	1	86	27	54	0	6	81	23	32	0	1	55	222
Approach %	64.0	36.0	0.0	-	-	33.3	66.7	0.0	-	-	41.8	58.2	0.0	-	-	-
Total %	24.8	14.0	0.0	-	38.7	12.2	24.3	0.0	-	36.5	10.4	14.4	0.0	-	24.8	-
PHF	0.859	0.646	0.000	-	0.768	0.844	0.675	0.000	-	0.750	0.719	0.571	0.000	-	0.809	0.804
Lights	54	28	0	-	82	25	53	0	-	78	23	30	0	-	53	213
% Lights	98.2	90.3	-	-	95.3	92.6	98.1	-	-	96.3	100.0	93.8	-	-	96.4	95.9
Mediums	1	3	0	-	4	2	1	0	-	3	0	2	0	-	2	9
% Mediums	1.8	9.7	-	-	4.7	7.4	1.9	-	-	3.7	0.0	6.3	-	-	3.6	4.1
Articulated Trucks	0	0	0	-	0	0	0	0	-	0	0	0	0	-	0	0
% Articulated Trucks	0.0	0.0	-	-	0.0	0.0	0.0	-	-	0.0	0.0	0.0	-	-	0.0	0.0
Bicycles on Crosswalk	-	-	-	0	-	-	-	-	0	-	-	-	-	0	-	-
% Bicycles on Crosswalk	-	-	-	0.0	-	-	-	-	0.0	-	-	-	-	0.0	-	-
Pedestrians	-	-	-	1	-	-	-	-	6	-	-	-	-	1	-	-
% Pedestrians	-	-	-	100.0	-	-	-	-	100.0	-	-	-	-	100.0	-	-



City of Lloydminster  
4420-50 Avenue

Lloydminster, Alberta, Canada T9V 0W2  
(780) 875-6184 waguinaldo@lloydminster.ca

Count Name: 18 Street and 47A Avenue  
Site Code: 1847A  
Start Date: 06/13/2023  
Page No: 5



Turning Movement Peak Hour Data Plot (7:30 AM)



City of Lloydminster  
4420-50 Avenue

Lloydminster, Alberta, Canada T9V 0W2  
(780) 875-6184 waguinaldo@lloydminster.ca

Count Name: 18 Street and 47A Avenue  
Site Code: 1847A  
Start Date: 06/13/2023  
Page No: 6

### Turning Movement Peak Hour Data (12:00 PM)

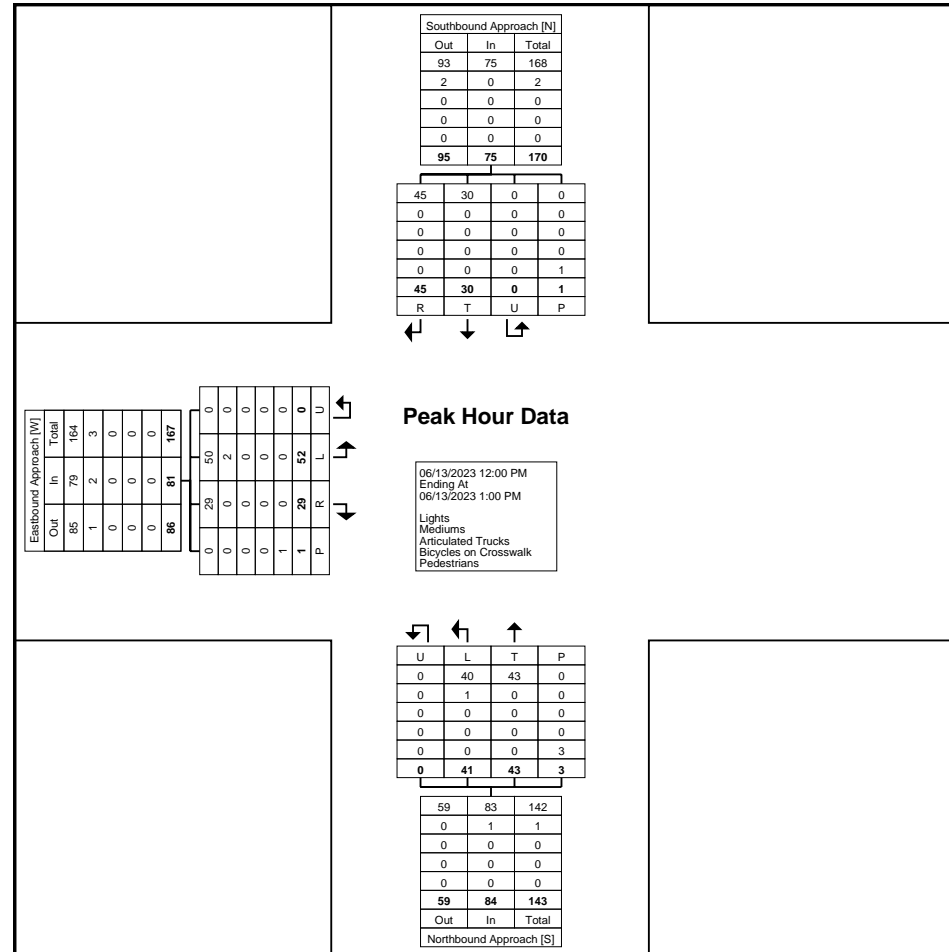
Start Time	Southbound Approach					Northbound Approach					Eastbound Approach					Int. Total
	Right	Thru	U-Turn	Peds	App. Total	Thru	Left	U-Turn	Peds	App. Total	Right	Left	U-Turn	Peds	App. Total	
12:00 PM	15	11	0	0	26	5	14	0	0	19	12	19	0	0	31	76
12:15 PM	11	6	0	0	17	12	8	0	1	20	5	10	0	1	15	52
12:30 PM	9	5	0	0	14	13	9	0	1	22	4	6	0	0	10	46
12:45 PM	10	8	0	1	18	13	10	0	1	23	8	17	0	0	25	66
Total	45	30	0	1	75	43	41	0	3	84	29	52	0	1	81	240
Approach %	60.0	40.0	0.0	-	-	51.2	48.8	0.0	-	-	35.8	64.2	0.0	-	-	-
Total %	18.8	12.5	0.0	-	31.3	17.9	17.1	0.0	-	35.0	12.1	21.7	0.0	-	33.8	-
PHF	0.750	0.682	0.000	-	0.721	0.827	0.732	0.000	-	0.913	0.604	0.684	0.000	-	0.653	0.789
Lights	45	30	0	-	75	43	40	0	-	83	29	50	0	-	79	237
% Lights	100.0	100.0	-	-	100.0	100.0	97.6	-	-	98.8	100.0	96.2	-	-	97.5	98.8
Mediums	0	0	0	-	0	0	1	0	-	1	0	2	0	-	2	3
% Mediums	0.0	0.0	-	-	0.0	0.0	2.4	-	-	1.2	0.0	3.8	-	-	2.5	1.3
Articulated Trucks	0	0	0	-	0	0	0	0	-	0	0	0	0	-	0	0
% Articulated Trucks	0.0	0.0	-	-	0.0	0.0	0.0	-	-	0.0	0.0	0.0	-	-	0.0	0.0
Bicycles on Crosswalk	-	-	-	0	-	-	-	-	0	-	-	-	-	0	-	-
% Bicycles on Crosswalk	-	-	-	0.0	-	-	-	-	0.0	-	-	-	-	0.0	-	-
Pedestrians	-	-	-	1	-	-	-	-	3	-	-	-	-	1	-	-
% Pedestrians	-	-	-	100.0	-	-	-	-	100.0	-	-	-	-	100.0	-	-



City of Lloydminster  
4420-50 Avenue

Lloydminster, Alberta, Canada T9V 0W2  
(780) 875-6184 waguinaldo@lloydminster.ca

Count Name: 18 Street and 47A Avenue  
Site Code: 1847A  
Start Date: 06/13/2023  
Page No: 7



Turning Movement Peak Hour Data Plot (12:00 PM)



City of Lloydminster  
4420-50 Avenue

Lloydminster, Alberta, Canada T9V 0W2  
(780) 875-6184 waguinaldo@lloydminster.ca

Count Name: 18 Street and 47A Avenue  
Site Code: 1847A  
Start Date: 06/13/2023  
Page No: 8

### Turning Movement Peak Hour Data (4:45 PM)

Start Time	Southbound Approach					Northbound Approach					Eastbound Approach					Int. Total
	Right	Thru	U-Turn	Peds	App. Total	Thru	Left	U-Turn	Peds	App. Total	Right	Left	U-Turn	Peds	App. Total	
4:45 PM	14	15	0	1	29	18	12	0	1	30	12	22	0	1	34	93
5:00 PM	13	8	0	1	21	21	22	0	0	43	17	19	0	0	36	100
5:15 PM	15	13	0	3	28	20	12	0	0	32	21	13	0	1	34	94
5:30 PM	13	8	0	1	21	13	15	0	0	28	13	15	0	0	28	77
Total	55	44	0	6	99	72	61	0	1	133	63	69	0	2	132	364
Approach %	55.6	44.4	0.0	-	-	54.1	45.9	0.0	-	-	47.7	52.3	0.0	-	-	-
Total %	15.1	12.1	0.0	-	27.2	19.8	16.8	0.0	-	36.5	17.3	19.0	0.0	-	36.3	-
PHF	0.917	0.733	0.000	-	0.853	0.857	0.693	0.000	-	0.773	0.750	0.784	0.000	-	0.917	0.910
Lights	55	44	0	-	99	72	61	0	-	133	63	68	0	-	131	363
% Lights	100.0	100.0	-	-	100.0	100.0	100.0	-	-	100.0	100.0	98.6	-	-	99.2	99.7
Mediums	0	0	0	-	0	0	0	0	-	0	0	1	0	-	1	1
% Mediums	0.0	0.0	-	-	0.0	0.0	0.0	-	-	0.0	0.0	1.4	-	-	0.8	0.3
Articulated Trucks	0	0	0	-	0	0	0	0	-	0	0	0	0	-	0	0
% Articulated Trucks	0.0	0.0	-	-	0.0	0.0	0.0	-	-	0.0	0.0	0.0	-	-	0.0	0.0
Bicycles on Crosswalk	-	-	-	1	-	-	-	-	0	-	-	-	-	0	-	-
% Bicycles on Crosswalk	-	-	-	16.7	-	-	-	-	0.0	-	-	-	-	0.0	-	-
Pedestrians	-	-	-	5	-	-	-	-	1	-	-	-	-	2	-	-
% Pedestrians	-	-	-	83.3	-	-	-	-	100.0	-	-	-	-	100.0	-	-

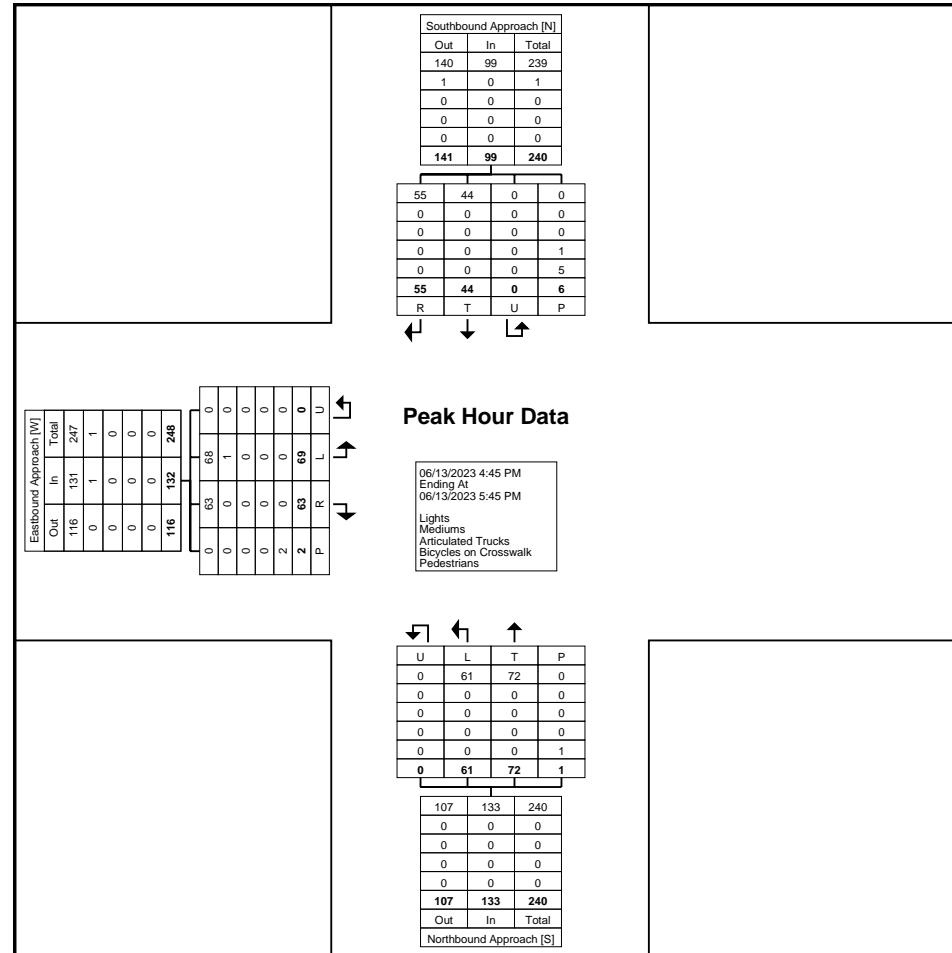




City of Lloydminster  
4420-50 Avenue

Lloydminster, Alberta, Canada T9V 0W2  
(780) 875-6184 waguinaldo@lloydminster.ca

Count Name: 18 Street and 47A Avenue  
Site Code: 1847A  
Start Date: 06/13/2023  
Page No: 9



Turning Movement Peak Hour Data Plot (4:45 PM)



City of Lloydminster  
4420-50 Avenue

Lloydminster, Alberta, Canada T9V 0W2  
(780) 875-6184 waguinaldo@lloydminster.ca

Count Name: 18 Street and 50 Avenue  
Site Code: 1850  
Start Date: 06/13/2023  
Page No: 1

### Turning Movement Data

Start Time	Southbound Approach Southbound						Westbound Approach Westbound						Northbound Approach Northbound						Eastbound Approach Eastbound						Int. Total
	Right	Thru	Left	U-Turn	Peds	App. Total	Right	Thru	Left	U-Turn	Peds	App. Total	Right	Thru	Left	U-Turn	Peds	App. Total	Right	Thru	Left	U-Turn	Peds	App. Total	
7:00 AM	2	30	13	0	1	45	12	5	6	0	0	23	9	23	1	0	0	33	9	6	14	0	0	29	130
7:15 AM	7	40	14	0	0	61	27	2	8	0	0	37	8	37	1	0	0	46	13	8	12	0	1	33	177
7:30 AM	0	40	15	0	2	55	35	6	15	0	0	56	9	44	10	0	0	63	12	11	16	0	0	39	213
7:45 AM	1	50	18	0	0	69	62	6	22	0	0	90	4	64	5	0	0	73	12	8	35	0	0	55	287
Hourly Total	10	160	60	0	3	230	136	19	51	0	0	206	30	168	17	0	0	215	46	33	77	0	1	156	807
8:00 AM	7	52	11	0	0	70	37	12	20	0	0	69	7	65	6	0	0	78	8	10	19	0	0	37	254
8:15 AM	4	47	15	0	2	66	51	9	7	0	0	67	6	66	8	0	0	80	12	15	35	0	1	62	275
8:30 AM	8	61	21	0	1	90	29	5	6	0	0	40	7	64	2	0	0	73	9	9	29	0	0	47	250
8:45 AM	6	62	17	0	2	85	28	5	9	0	0	42	4	77	1	0	0	82	8	4	37	0	1	49	258
Hourly Total	25	222	64	0	5	311	145	31	42	0	0	218	24	272	17	0	0	313	37	38	120	0	2	195	1037
*** BREAK ***	-	-	-	-	-	-	-	-	-	-	-	-	-	-	-	-	-	-	-	-	-	-	-	-	-
11:30 AM	17	78	18	0	0	113	11	6	9	0	0	26	5	50	5	0	0	60	6	7	19	0	0	32	231
11:45 AM	30	49	27	0	1	106	25	3	8	0	0	36	6	67	5	0	0	78	6	7	17	0	0	30	250
Hourly Total	47	127	45	0	1	219	36	9	17	0	0	62	11	117	10	0	0	138	12	14	36	0	0	62	481
12:00 PM	31	62	33	0	0	126	23	13	10	0	0	46	11	63	6	0	0	80	4	16	30	0	0	50	302
12:15 PM	17	93	29	0	0	139	26	7	15	0	0	48	14	73	5	0	0	92	8	12	29	0	0	49	328
12:30 PM	14	85	29	0	4	128	36	11	15	0	2	62	11	48	5	0	0	64	11	4	25	0	3	40	294
12:45 PM	19	86	31	0	1	136	36	10	10	0	0	56	16	73	4	0	0	93	11	9	24	0	0	44	329
Hourly Total	81	326	122	0	5	529	121	41	50	0	2	212	52	257	20	0	0	329	34	41	108	0	3	183	1253
1:00 PM	10	87	31	0	1	128	25	13	22	0	0	60	8	50	5	0	0	63	10	7	30	0	2	47	298
1:15 PM	14	75	24	0	3	113	20	11	13	0	0	44	12	45	6	0	0	63	4	8	23	0	0	35	255
*** BREAK ***	-	-	-	-	-	-	-	-	-	-	-	-	-	-	-	-	-	-	-	-	-	-	-	-	-
Hourly Total	24	162	55	0	4	241	45	24	35	0	0	104	20	95	11	0	0	126	14	15	53	0	2	82	553
4:00 PM	28	63	18	0	6	109	19	8	10	0	0	37	6	53	11	0	0	70	9	7	18	0	2	34	250
4:15 PM	27	81	30	0	0	138	21	8	7	0	0	36	10	68	11	0	0	89	10	7	30	0	0	47	310
4:30 PM	34	84	27	0	2	145	19	7	9	0	0	35	9	78	10	0	0	97	9	8	32	0	0	49	326
4:45 PM	40	85	28	0	1	153	25	6	11	0	0	42	11	81	11	0	0	103	15	10	26	0	1	51	349
Hourly Total	129	313	103	0	9	545	84	29	37	0	0	150	36	280	43	0	0	359	43	32	106	0	3	181	1235
5:00 PM	31	98	30	0	3	159	31	7	6	0	0	44	11	54	20	0	0	85	7	14	38	0	1	59	347
5:15 PM	31	91	45	0	3	167	18	9	14	0	0	41	13	72	15	0	0	100	8	13	41	0	0	62	370
5:30 PM	32	97	33	0	1	162	29	14	15	0	0	58	10	51	15	0	0	76	8	14	25	0	0	47	343
5:45 PM	27	62	33	0	1	122	27	13	8	0	0	48	11	57	11	0	0	79	7	12	21	0	0	40	289
Hourly Total	121	348	141	0	8	610	105	43	43	0	0	191	45	234	61	0	0	340	30	53	125	0	1	208	1349
Grand Total	437	1658	590	0	35	2685	672	196	275	0	2	1143	218	1423	179	0	0	1820	216	226	625	0	12	1067	6715
Approach %	16.3	61.8	22.0	0.0	-	-	58.8	17.1	24.1	0.0	-	-	12.0	78.2	9.8	0.0	-	-	20.2	21.2	58.6	0.0	-	-	-

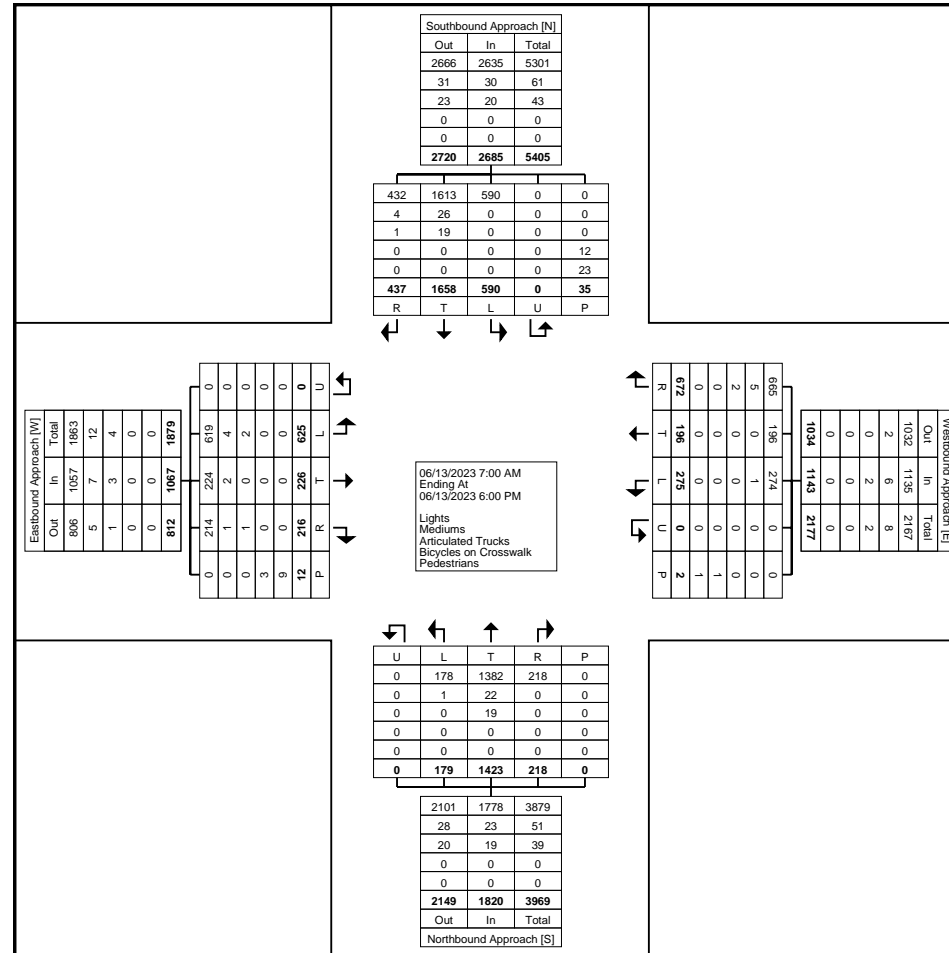




City of Lloydminster  
4420-50 Avenue

Lloydminster, Alberta, Canada T9V 0W2  
(780) 875-6184 waguinaldo@lloydminster.ca

Count Name: 18 Street and 50 Avenue  
Site Code: 1850  
Start Date: 06/13/2023  
Page No: 3



Turning Movement Data Plot



City of Lloydminster  
4420-50 Avenue

Lloydminster, Alberta, Canada T9V 0W2  
(780) 875-6184 waguinaldo@lloydminster.ca

Count Name: 18 Street and 50 Avenue  
Site Code: 1850  
Start Date: 06/13/2023  
Page No: 4

### Turning Movement Peak Hour Data (7:45 AM)

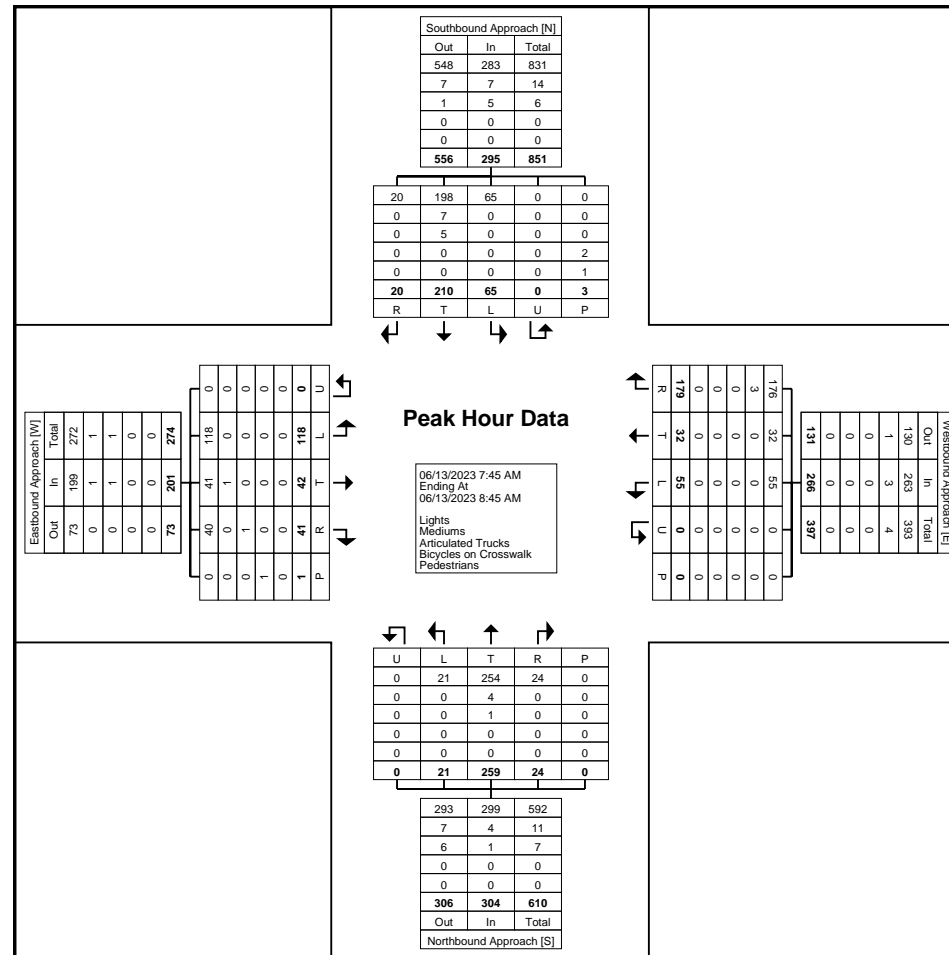
Start Time	Southbound Approach Southbound						Westbound Approach Westbound						Northbound Approach Northbound						Eastbound Approach Eastbound						Int. Total
	Right	Thru	Left	U-Turn	Peds	App. Total	Right	Thru	Left	U-Turn	Peds	App. Total	Right	Thru	Left	U-Turn	Peds	App. Total	Right	Thru	Left	U-Turn	Peds	App. Total	
7:45 AM	1	50	18	0	0	69	62	6	22	0	0	90	4	64	5	0	0	73	12	8	35	0	0	55	287
8:00 AM	7	52	11	0	0	70	37	12	20	0	0	69	7	65	6	0	0	78	8	10	19	0	0	37	254
8:15 AM	4	47	15	0	2	66	51	9	7	0	0	67	6	66	8	0	0	80	12	15	35	0	1	62	275
8:30 AM	8	61	21	0	1	90	29	5	6	0	0	40	7	64	2	0	0	73	9	9	29	0	0	47	250
Total	20	210	65	0	3	295	179	32	55	0	0	266	24	259	21	0	0	304	41	42	118	0	1	201	1066
Approach %	6.8	71.2	22.0	0.0	-	-	67.3	12.0	20.7	0.0	-	-	7.9	85.2	6.9	0.0	-	-	20.4	20.9	58.7	0.0	-	-	-
Total %	1.9	19.7	6.1	0.0	-	27.7	16.8	3.0	5.2	0.0	-	25.0	2.3	24.3	2.0	0.0	-	28.5	3.8	3.9	11.1	0.0	-	18.9	-
PHF	0.625	0.861	0.774	0.000	-	0.819	0.722	0.667	0.625	0.000	-	0.739	0.857	0.981	0.656	0.000	-	0.950	0.854	0.700	0.843	0.000	-	0.810	0.929
Lights	20	198	65	0	-	283	176	32	55	0	-	263	24	254	21	0	-	299	40	41	118	0	-	199	1044
% Lights	100.0	94.3	100.0	-	-	95.9	98.3	100.0	100.0	-	-	98.9	100.0	98.1	100.0	-	-	98.4	97.6	97.6	100.0	-	-	99.0	97.9
Mediums	0	7	0	0	-	7	3	0	0	0	-	3	0	4	0	0	-	4	0	1	0	0	-	1	15
% Mediums	0.0	3.3	0.0	-	-	2.4	1.7	0.0	0.0	-	-	1.1	0.0	1.5	0.0	-	-	1.3	0.0	2.4	0.0	-	-	0.5	1.4
Articulated Trucks	0	5	0	0	-	5	0	0	0	0	-	0	0	1	0	0	-	1	1	0	0	0	-	1	7
% Articulated Trucks	0.0	2.4	0.0	-	-	1.7	0.0	0.0	0.0	-	-	0.0	0.0	0.4	0.0	-	-	0.3	2.4	0.0	0.0	-	-	0.5	0.7
Bicycles on Crosswalk	-	-	-	-	2	-	-	-	-	-	0	-	-	-	-	-	0	-	-	-	-	-	1	-	-
% Bicycles on Crosswalk	-	-	-	-	66.7	-	-	-	-	-	-	-	-	-	-	-	-	-	-	-	-	-	100.0	-	-
Pedestrians	-	-	-	-	1	-	-	-	-	-	0	-	-	-	-	-	0	-	-	-	-	-	0	-	-
% Pedestrians	-	-	-	-	33.3	-	-	-	-	-	-	-	-	-	-	-	-	-	-	-	-	-	0.0	-	-



City of Lloydminster  
4420-50 Avenue

Lloydminster, Alberta, Canada T9V 0W2  
(780) 875-6184 waguinaldo@lloydminster.ca

Count Name: 18 Street and 50 Avenue  
Site Code: 1850  
Start Date: 06/13/2023  
Page No: 5



Turning Movement Peak Hour Data Plot (7:45 AM)



City of Lloydminster  
4420-50 Avenue

Lloydminster, Alberta, Canada T9V 0W2  
(780) 875-6184 waguinaldo@lloydminster.ca

Count Name: 18 Street and 50 Avenue  
Site Code: 1850  
Start Date: 06/13/2023  
Page No: 6

### Turning Movement Peak Hour Data (12:00 PM)

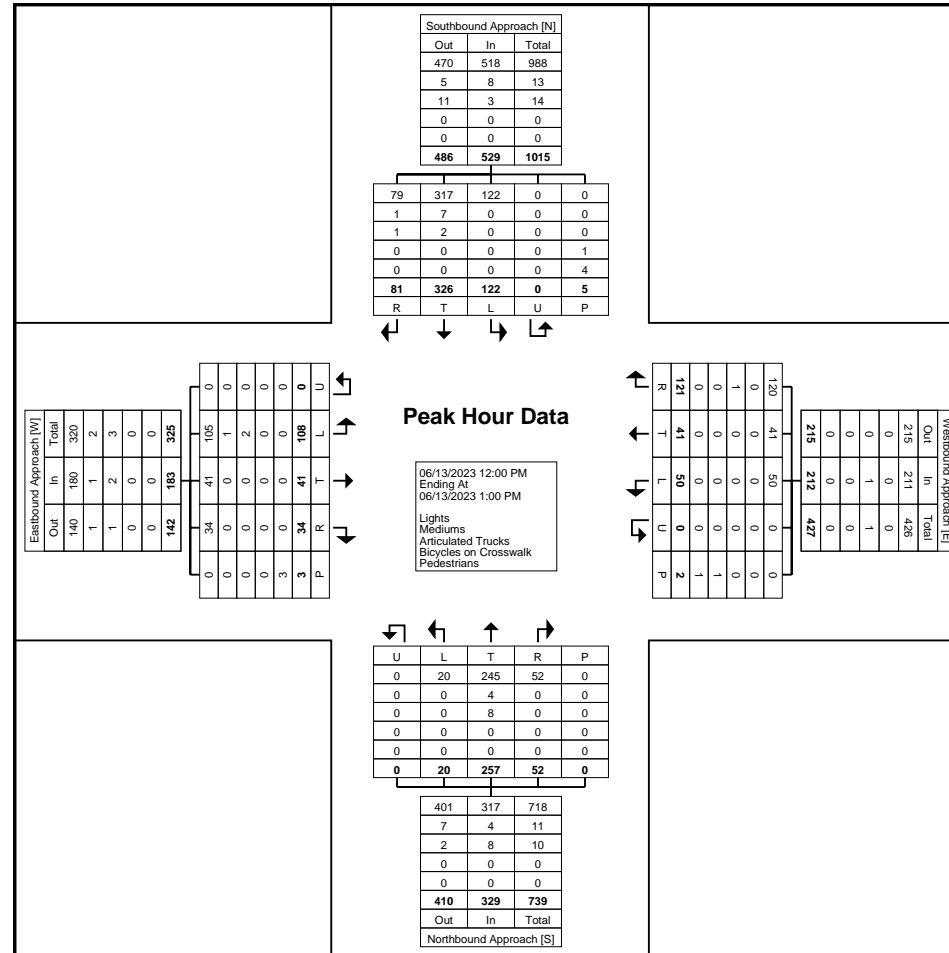
Start Time	Southbound Approach Southbound						Westbound Approach Westbound						Northbound Approach Northbound						Eastbound Approach Eastbound						Int. Total
	Right	Thru	Left	U-Turn	Peds	App. Total	Right	Thru	Left	U-Turn	Peds	App. Total	Right	Thru	Left	U-Turn	Peds	App. Total	Right	Thru	Left	U-Turn	Peds	App. Total	
12:00 PM	31	62	33	0	0	126	23	13	10	0	0	46	11	63	6	0	0	80	4	16	30	0	0	50	302
12:15 PM	17	93	29	0	0	139	26	7	15	0	0	48	14	73	5	0	0	92	8	12	29	0	0	49	328
12:30 PM	14	85	29	0	4	128	36	11	15	0	2	62	11	48	5	0	0	64	11	4	25	0	3	40	294
12:45 PM	19	86	31	0	1	136	36	10	10	0	0	56	16	73	4	0	0	93	11	9	24	0	0	44	329
Total	81	326	122	0	5	529	121	41	50	0	2	212	52	257	20	0	0	329	34	41	108	0	3	183	1253
Approach %	15.3	61.6	23.1	0.0	-	-	57.1	19.3	23.6	0.0	-	-	15.8	78.1	6.1	0.0	-	-	18.6	22.4	59.0	0.0	-	-	-
Total %	6.5	26.0	9.7	0.0	-	42.2	9.7	3.3	4.0	0.0	-	16.9	4.2	20.5	1.6	0.0	-	26.3	2.7	3.3	8.6	0.0	-	14.6	-
PHF	0.653	0.876	0.924	0.000	-	0.951	0.840	0.788	0.833	0.000	-	0.855	0.813	0.880	0.833	0.000	-	0.884	0.773	0.641	0.900	0.000	-	0.915	0.952
Lights	79	317	122	0	-	518	120	41	50	0	-	211	52	245	20	0	-	317	34	41	105	0	-	180	1226
% Lights	97.5	97.2	100.0	-	-	97.9	99.2	100.0	100.0	-	-	99.5	100.0	95.3	100.0	-	-	96.4	100.0	100.0	97.2	-	-	98.4	97.8
Mediums	1	7	0	0	-	8	0	0	0	0	-	0	0	4	0	0	-	4	0	0	1	0	-	1	13
% Mediums	1.2	2.1	0.0	-	-	1.5	0.0	0.0	0.0	-	-	0.0	0.0	1.6	0.0	-	-	1.2	0.0	0.0	0.9	-	-	0.5	1.0
Articulated Trucks	1	2	0	0	-	3	1	0	0	0	-	1	0	8	0	0	-	8	0	0	2	0	-	2	14
% Articulated Trucks	1.2	0.6	0.0	-	-	0.6	0.8	0.0	0.0	-	-	0.5	0.0	3.1	0.0	-	-	2.4	0.0	0.0	1.9	-	-	1.1	1.1
Bicycles on Crosswalk	-	-	-	-	1	-	-	-	-	-	1	-	-	-	-	-	0	-	-	-	-	-	0	-	-
% Bicycles on Crosswalk	-	-	-	-	20.0	-	-	-	-	-	50.0	-	-	-	-	-	-	-	-	-	-	-	0.0	-	-
Pedestrians	-	-	-	-	4	-	-	-	-	-	1	-	-	-	-	-	0	-	-	-	-	-	3	-	-
% Pedestrians	-	-	-	-	80.0	-	-	-	-	-	50.0	-	-	-	-	-	-	-	-	-	-	-	100.0	-	-



City of Lloydminster  
4420-50 Avenue

Lloydminster, Alberta, Canada T9V 0W2  
(780) 875-6184 waguinaldo@lloydminster.ca

Count Name: 18 Street and 50 Avenue  
Site Code: 1850  
Start Date: 06/13/2023  
Page No: 7



Turning Movement Peak Hour Data Plot (12:00 PM)





City of Lloydminster  
4420-50 Avenue

Lloydminster, Alberta, Canada T9V 0W2  
(780) 875-6184 waguinaldo@lloydminster.ca

Count Name: 18 Street and 50 Avenue  
Site Code: 1850  
Start Date: 06/13/2023  
Page No: 8

### Turning Movement Peak Hour Data (4:45 PM)

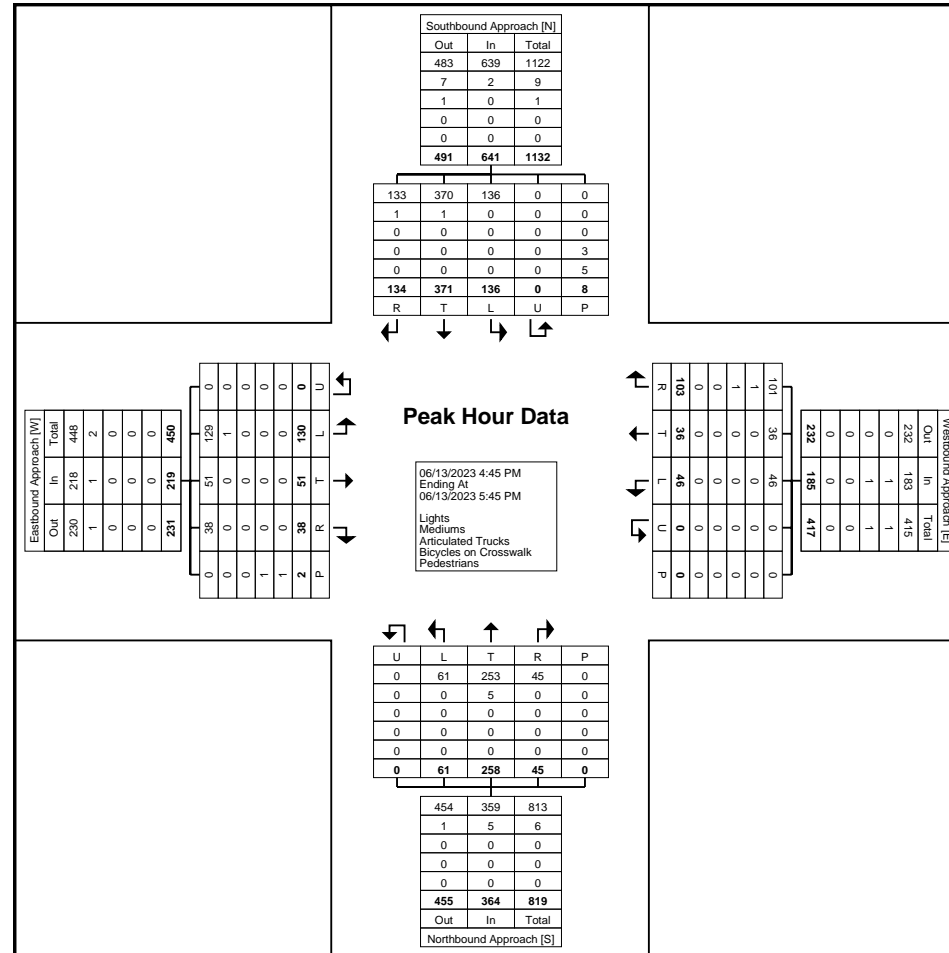
Start Time	Southbound Approach Southbound						Westbound Approach Westbound						Northbound Approach Northbound						Eastbound Approach Eastbound						Int. Total
	Right	Thru	Left	U-Turn	Peds	App. Total	Right	Thru	Left	U-Turn	Peds	App. Total	Right	Thru	Left	U-Turn	Peds	App. Total	Right	Thru	Left	U-Turn	Peds	App. Total	
4:45 PM	40	85	28	0	1	153	25	6	11	0	0	42	11	81	11	0	0	103	15	10	26	0	1	51	349
5:00 PM	31	98	30	0	3	159	31	7	6	0	0	44	11	54	20	0	0	85	7	14	38	0	1	59	347
5:15 PM	31	91	45	0	3	167	18	9	14	0	0	41	13	72	15	0	0	100	8	13	41	0	0	62	370
5:30 PM	32	97	33	0	1	162	29	14	15	0	0	58	10	51	15	0	0	76	8	14	25	0	0	47	343
Total	134	371	136	0	8	641	103	36	46	0	0	185	45	258	61	0	0	364	38	51	130	0	2	219	1409
Approach %	20.9	57.9	21.2	0.0	-	-	55.7	19.5	24.9	0.0	-	-	12.4	70.9	16.8	0.0	-	-	17.4	23.3	59.4	0.0	-	-	-
Total %	9.5	26.3	9.7	0.0	-	45.5	7.3	2.6	3.3	0.0	-	13.1	3.2	18.3	4.3	0.0	-	25.8	2.7	3.6	9.2	0.0	-	15.5	-
PHF	0.838	0.946	0.756	0.000	-	0.960	0.831	0.643	0.767	0.000	-	0.797	0.865	0.796	0.763	0.000	-	0.883	0.633	0.911	0.793	0.000	-	0.883	0.952
Lights	133	370	136	0	-	639	101	36	46	0	-	183	45	253	61	0	-	359	38	51	129	0	-	218	1399
% Lights	99.3	99.7	100.0	-	-	99.7	98.1	100.0	100.0	-	-	98.9	100.0	98.1	100.0	-	-	98.6	100.0	100.0	99.2	-	-	99.5	99.3
Mediums	1	1	0	0	-	2	1	0	0	0	-	1	0	5	0	0	-	5	0	0	1	0	-	1	9
% Mediums	0.7	0.3	0.0	-	-	0.3	1.0	0.0	0.0	-	-	0.5	0.0	1.9	0.0	-	-	1.4	0.0	0.0	0.8	-	-	0.5	0.6
Articulated Trucks	0	0	0	0	-	0	1	0	0	0	-	1	0	0	0	0	-	0	0	0	0	0	-	0	1
% Articulated Trucks	0.0	0.0	0.0	-	-	0.0	1.0	0.0	0.0	-	-	0.5	0.0	0.0	0.0	-	-	0.0	0.0	0.0	0.0	-	-	0.0	0.1
Bicycles on Crosswalk	-	-	-	-	3	-	-	-	-	-	0	-	-	-	-	-	0	-	-	-	-	-	1	-	-
% Bicycles on Crosswalk	-	-	-	-	37.5	-	-	-	-	-	-	-	-	-	-	-	-	-	-	-	-	-	50.0	-	-
Pedestrians	-	-	-	-	5	-	-	-	-	-	0	-	-	-	-	-	0	-	-	-	-	-	1	-	-
% Pedestrians	-	-	-	-	62.5	-	-	-	-	-	-	-	-	-	-	-	-	-	-	-	-	-	50.0	-	-



City of Lloydminster  
4420-50 Avenue

Lloydminster, Alberta, Canada T9V 0W2  
(780) 875-6184 waguinaldo@lloydminster.ca

Count Name: 18 Street and 50 Avenue  
Site Code: 1850  
Start Date: 06/13/2023  
Page No: 9



Turning Movement Peak Hour Data Plot (4:45 PM)



City of Lloydminster  
4420-50 Avenue

Lloydminster, Alberta, Canada T9V 0W2  
(780) 875-6184 waguinaldo@lloydminster.ca

Count Name: 18 Street and 59 Avenue  
Site Code: 1859  
Start Date: 06/12/2023  
Page No: 1

### Turning Movement Data

Start Time	Southbound Approach					Northbound Approach					Eastbound Approach					Int. Total
	Southbound					Northbound					Eastbound					
	Right	Thru	U-Turn	Peds	App. Total	Thru	Left	U-Turn	Peds	App. Total	Right	Left	U-Turn	Peds	App. Total	
7:00 AM	1	18	0	0	19	10	0	0	0	10	1	4	0	0	5	34
7:15 AM	2	16	0	0	18	13	1	0	0	14	2	6	0	0	8	40
7:30 AM	2	25	0	0	27	17	0	0	0	17	3	9	0	0	12	56
7:45 AM	4	30	0	0	34	22	1	0	0	23	7	16	0	0	23	80
Hourly Total	9	89	0	0	98	62	2	0	0	64	13	35	0	0	48	210
8:00 AM	5	16	0	0	21	26	0	0	0	26	6	15	0	0	21	68
8:15 AM	6	19	0	0	25	32	1	0	0	33	1	13	0	0	14	72
8:30 AM	6	14	0	0	20	20	1	0	0	21	1	10	0	0	11	52
8:45 AM	5	23	0	0	28	20	1	0	0	21	2	5	0	2	7	56
Hourly Total	22	72	0	0	94	98	3	0	0	101	10	43	0	2	53	248
*** BREAK ***	-	-	-	-	-	-	-	-	-	-	-	-	-	-	-	-
11:30 AM	6	12	0	0	18	19	1	0	0	20	1	4	0	0	5	43
11:45 AM	8	10	0	0	18	22	1	0	0	23	1	7	0	0	8	49
Hourly Total	14	22	0	0	36	41	2	0	0	43	2	11	0	0	13	92
12:00 PM	9	19	0	0	28	25	2	0	0	27	2	6	0	0	8	63
12:15 PM	7	24	0	0	31	20	1	0	0	21	1	5	0	0	6	58
12:30 PM	8	27	0	0	35	13	1	0	0	14	1	4	0	1	5	54
12:45 PM	8	25	0	0	33	29	1	0	0	30	3	7	0	0	10	73
Hourly Total	32	95	0	0	127	87	5	0	0	92	7	22	0	1	29	248
1:00 PM	4	23	0	0	27	23	4	0	0	27	1	11	0	0	12	66
1:15 PM	5	15	0	0	20	23	2	0	0	25	1	5	0	1	6	51
*** BREAK ***	-	-	-	-	-	-	-	-	-	-	-	-	-	-	-	-
Hourly Total	9	38	0	0	47	46	6	0	0	52	2	16	0	1	18	117
4:00 PM	11	17	0	0	28	24	4	0	0	28	0	8	0	0	8	64
4:15 PM	11	23	0	0	34	33	3	0	0	36	0	12	0	1	12	82
4:30 PM	10	33	0	0	43	26	1	0	0	27	3	9	0	1	12	82
4:45 PM	15	30	0	0	45	51	2	0	0	53	2	5	0	0	7	105
Hourly Total	47	103	0	0	150	134	10	0	0	144	5	34	0	2	39	333
5:00 PM	13	27	0	0	40	34	0	0	0	34	6	11	0	0	17	91
5:15 PM	18	31	0	0	49	31	3	0	0	34	3	5	0	2	8	91
5:30 PM	5	27	0	0	32	29	1	0	0	30	3	10	0	1	13	75
5:45 PM	7	28	0	0	35	26	0	0	0	26	0	8	0	2	8	69
Hourly Total	43	113	0	0	156	120	4	0	0	124	12	34	0	5	46	326
Grand Total	176	532	0	0	708	588	32	0	0	620	51	195	0	11	246	1574
Approach %	24.9	75.1	0.0	-	-	94.8	5.2	0.0	-	-	20.7	79.3	0.0	-	-	-
Total %	11.2	33.8	0.0	-	45.0	37.4	2.0	0.0	-	39.4	3.2	12.4	0.0	-	15.6	-

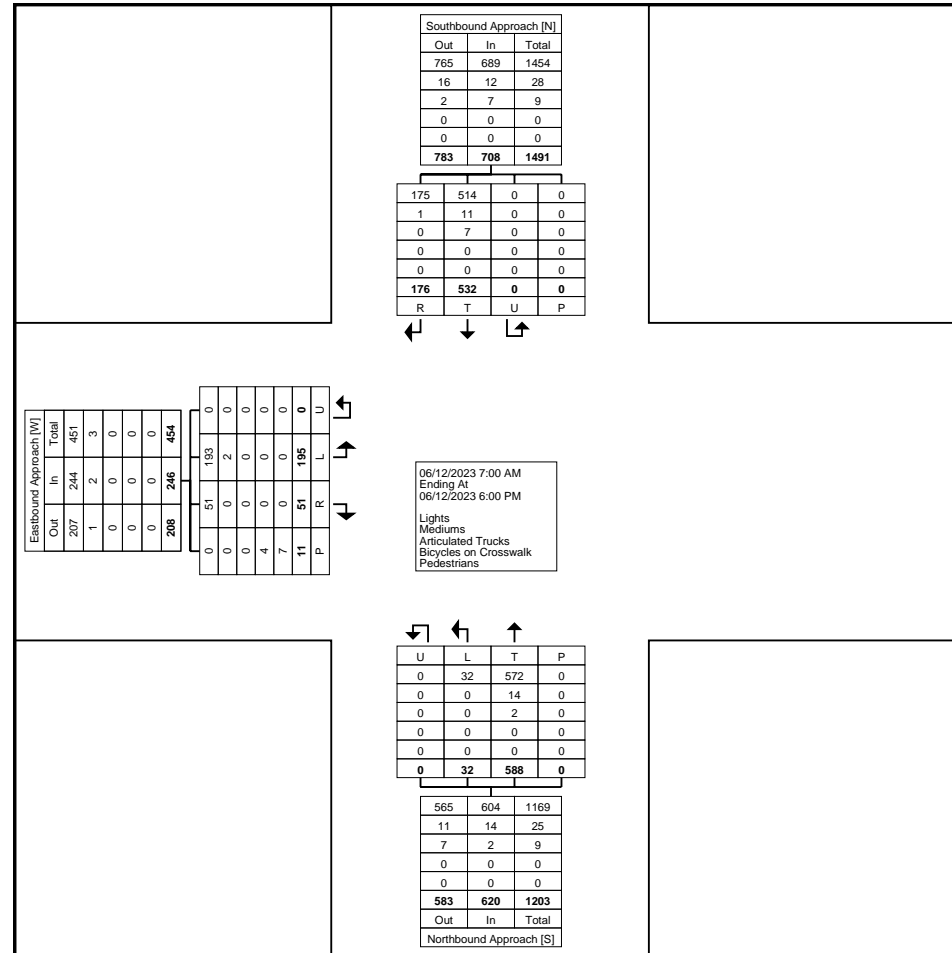
Lights	175	514	0	-	689	572	32	0	-	604	51	193	0	-	244	1537
% Lights	99.4	96.6	-	-	97.3	97.3	100.0	-	-	97.4	100.0	99.0	-	-	99.2	97.6
Mediums	1	11	0	-	12	14	0	0	-	14	0	2	0	-	2	28
% Mediums	0.6	2.1	-	-	1.7	2.4	0.0	-	-	2.3	0.0	1.0	-	-	0.8	1.8
Articulated Trucks	0	7	0	-	7	2	0	0	-	2	0	0	0	-	0	9
% Articulated Trucks	0.0	1.3	-	-	1.0	0.3	0.0	-	-	0.3	0.0	0.0	-	-	0.0	0.6
Bicycles on Crosswalk	-	-	-	0	-	-	-	-	0	-	-	-	-	4	-	-
% Bicycles on Crosswalk	-	-	-	-	-	-	-	-	-	-	-	-	-	36.4	-	-
Pedestrians	-	-	-	0	-	-	-	-	0	-	-	-	-	7	-	-
% Pedestrians	-	-	-	-	-	-	-	-	-	-	-	-	-	63.6	-	-



City of Lloydminster  
4420-50 Avenue

Lloydminster, Alberta, Canada T9V 0W2  
(780) 875-6184 waguinaldo@lloydminster.ca

Count Name: 18 Street and 59 Avenue  
Site Code: 1859  
Start Date: 06/12/2023  
Page No: 3



Turning Movement Data Plot

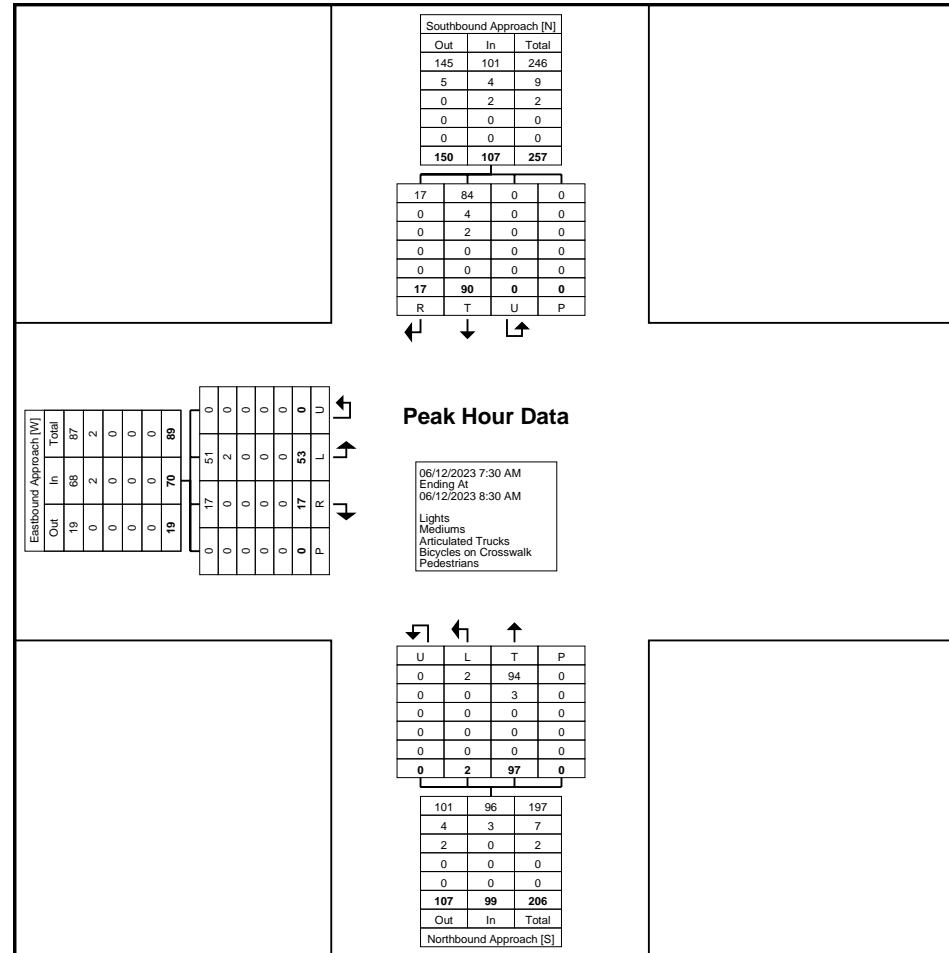




City of Lloydminster  
4420-50 Avenue

Lloydminster, Alberta, Canada T9V 0W2  
(780) 875-6184 waguinaldo@lloydminster.ca

Count Name: 18 Street and 59 Avenue  
Site Code: 1859  
Start Date: 06/12/2023  
Page No: 5



Turning Movement Peak Hour Data Plot (7:30 AM)



City of Lloydminster  
4420-50 Avenue

Lloydminster, Alberta, Canada T9V 0W2  
(780) 875-6184 waguinaldo@lloydminster.ca

Count Name: 18 Street and 59 Avenue  
Site Code: 1859  
Start Date: 06/12/2023  
Page No: 6

### Turning Movement Peak Hour Data (12:15 PM)

Start Time	Southbound Approach					Northbound Approach					Eastbound Approach					Int. Total
	Right	Thru	U-Turn	Peds	App. Total	Thru	Left	U-Turn	Peds	App. Total	Right	Left	U-Turn	Peds	App. Total	
12:15 PM	7	24	0	0	31	20	1	0	0	21	1	5	0	0	6	58
12:30 PM	8	27	0	0	35	13	1	0	0	14	1	4	0	1	5	54
12:45 PM	8	25	0	0	33	29	1	0	0	30	3	7	0	0	10	73
1:00 PM	4	23	0	0	27	23	4	0	0	27	1	11	0	0	12	66
Total	27	99	0	0	126	85	7	0	0	92	6	27	0	1	33	251
Approach %	21.4	78.6	0.0	-	-	92.4	7.6	0.0	-	-	18.2	81.8	0.0	-	-	-
Total %	10.8	39.4	0.0	-	50.2	33.9	2.8	0.0	-	36.7	2.4	10.8	0.0	-	13.1	-
PHF	0.844	0.917	0.000	-	0.900	0.733	0.438	0.000	-	0.767	0.500	0.614	0.000	-	0.688	0.860
Lights	27	96	0	-	123	82	7	0	-	89	6	27	0	-	33	245
% Lights	100.0	97.0	-	-	97.6	96.5	100.0	-	-	96.7	100.0	100.0	-	-	100.0	97.6
Mediums	0	1	0	-	1	1	0	0	-	1	0	0	0	-	0	2
% Mediums	0.0	1.0	-	-	0.8	1.2	0.0	-	-	1.1	0.0	0.0	-	-	0.0	0.8
Articulated Trucks	0	2	0	-	2	2	0	0	-	2	0	0	0	-	0	4
% Articulated Trucks	0.0	2.0	-	-	1.6	2.4	0.0	-	-	2.2	0.0	0.0	-	-	0.0	1.6
Bicycles on Crosswalk	-	-	-	0	-	-	-	-	0	-	-	-	-	1	-	-
% Bicycles on Crosswalk	-	-	-	-	-	-	-	-	-	-	-	-	-	100.0	-	-
Pedestrians	-	-	-	0	-	-	-	-	0	-	-	-	-	0	-	-
% Pedestrians	-	-	-	-	-	-	-	-	-	-	-	-	-	0.0	-	-

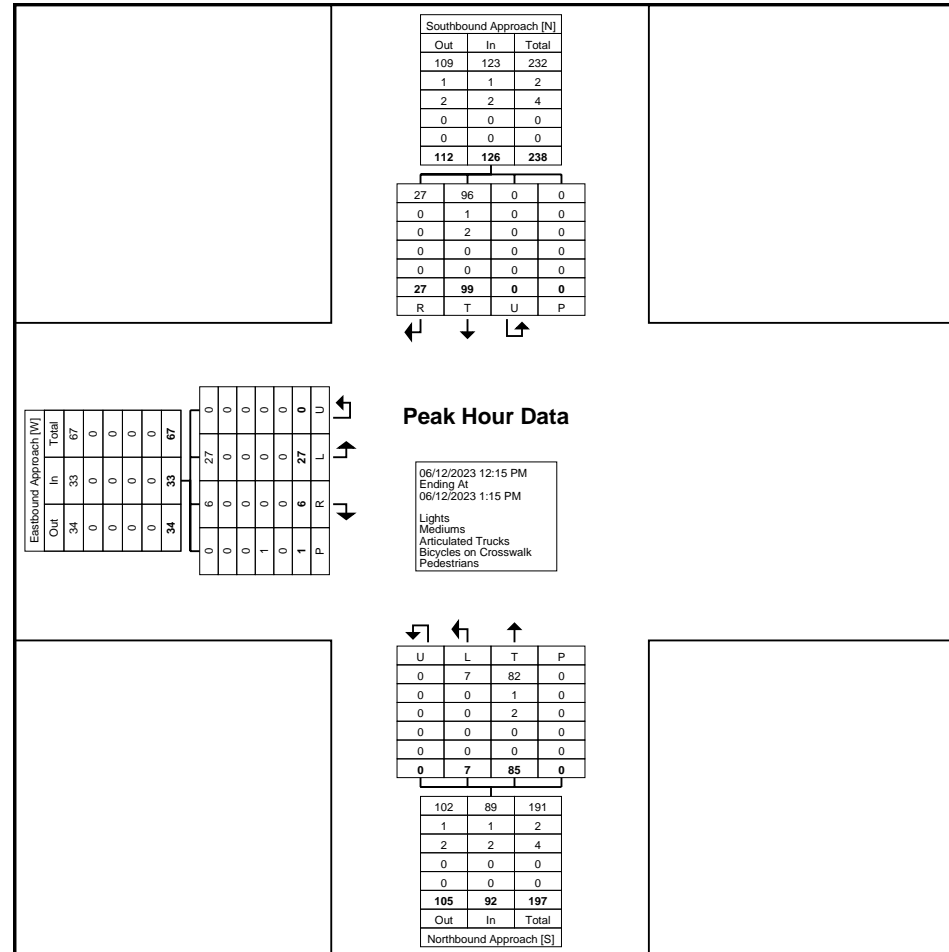




City of Lloydminster  
4420-50 Avenue

Lloydminster, Alberta, Canada T9V 0W2  
(780) 875-6184 waguinaldo@lloydminster.ca

Count Name: 18 Street and 59 Avenue  
Site Code: 1859  
Start Date: 06/12/2023  
Page No: 7



Turning Movement Peak Hour Data Plot (12:15 PM)



City of Lloydminster  
4420-50 Avenue

Lloydminster, Alberta, Canada T9V 0W2  
(780) 875-6184 waguinaldo@lloydminster.ca

Count Name: 18 Street and 59 Avenue  
Site Code: 1859  
Start Date: 06/12/2023  
Page No: 8

### Turning Movement Peak Hour Data (4:30 PM)

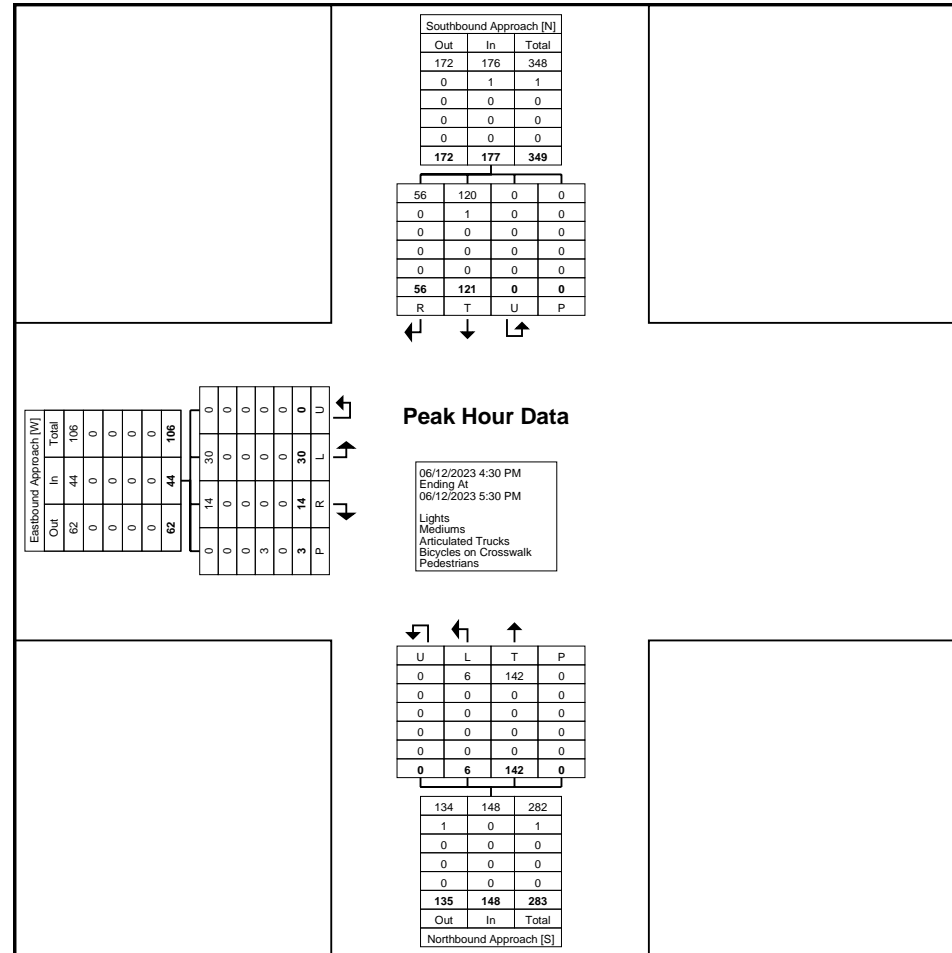
Start Time	Southbound Approach					Northbound Approach					Eastbound Approach					Int. Total
	Right	Thru	U-Turn	Peds	App. Total	Thru	Left	U-Turn	Peds	App. Total	Right	Left	U-Turn	Peds	App. Total	
4:30 PM	10	33	0	0	43	26	1	0	0	27	3	9	0	1	12	82
4:45 PM	15	30	0	0	45	51	2	0	0	53	2	5	0	0	7	105
5:00 PM	13	27	0	0	40	34	0	0	0	34	6	11	0	0	17	91
5:15 PM	18	31	0	0	49	31	3	0	0	34	3	5	0	2	8	91
Total	56	121	0	0	177	142	6	0	0	148	14	30	0	3	44	369
Approach %	31.6	68.4	0.0	-	-	95.9	4.1	0.0	-	-	31.8	68.2	0.0	-	-	-
Total %	15.2	32.8	0.0	-	48.0	38.5	1.6	0.0	-	40.1	3.8	8.1	0.0	-	11.9	-
PHF	0.778	0.917	0.000	-	0.903	0.696	0.500	0.000	-	0.698	0.583	0.682	0.000	-	0.647	0.879
Lights	56	120	0	-	176	142	6	0	-	148	14	30	0	-	44	368
% Lights	100.0	99.2	-	-	99.4	100.0	100.0	-	-	100.0	100.0	100.0	-	-	100.0	99.7
Mediums	0	1	0	-	1	0	0	0	-	0	0	0	0	-	0	1
% Mediums	0.0	0.8	-	-	0.6	0.0	0.0	-	-	0.0	0.0	0.0	-	-	0.0	0.3
Articulated Trucks	0	0	0	-	0	0	0	0	-	0	0	0	0	-	0	0
% Articulated Trucks	0.0	0.0	-	-	0.0	0.0	0.0	-	-	0.0	0.0	0.0	-	-	0.0	0.0
Bicycles on Crosswalk	-	-	-	0	-	-	-	-	0	-	-	-	-	3	-	-
% Bicycles on Crosswalk	-	-	-	-	-	-	-	-	-	-	-	-	-	100.0	-	-
Pedestrians	-	-	-	0	-	-	-	-	0	-	-	-	-	0	-	-
% Pedestrians	-	-	-	-	-	-	-	-	-	-	-	-	-	0.0	-	-



City of Lloydminster  
4420-50 Avenue

Lloydminster, Alberta, Canada T9V 0W2  
(780) 875-6184 waguinaldo@lloydminster.ca

Count Name: 18 Street and 59 Avenue  
Site Code: 1859  
Start Date: 06/12/2023  
Page No: 9



Turning Movement Peak Hour Data Plot (4:30 PM)



City of Lloydminster  
4420-50 Avenue

Lloydminster, Alberta, Canada T9V 0W2  
(780) 875-6184 waguinaldo@lloydminster.ca

Count Name: 18 Street and 61 Avenue (RBT)  
Site Code: 1861  
Start Date: 06/14/2023  
Page No: 1

### Turning Movement Data

Start Time	Southbound Approach Southbound						Westbound Approach Westbound						Northbound Approach Northbound						Eastbound Approach Eastbound						Int. Total
	Right	Thru	Left	U-Turn	Peds	App. Total	Right	Thru	Left	U-Turn	Peds	App. Total	Right	Thru	Left	U-Turn	Peds	App. Total	Right	Thru	Left	U-Turn	Peds	App. Total	
7:00 AM	0	11	0	0	0	11	0	0	1	0	0	1	1	0	0	0	0	1	0	0	0	0	0	0	13
7:15 AM	0	10	0	0	0	10	0	0	2	0	0	2	0	2	0	1	0	3	0	0	0	0	0	0	15
7:30 AM	0	22	0	0	0	22	0	0	5	0	0	5	0	6	0	1	0	7	0	0	0	0	0	0	34
7:45 AM	0	21	1	0	0	22	2	0	6	0	0	8	3	9	0	1	0	13	0	1	0	0	0	1	44
Hourly Total	0	64	1	0	0	65	2	0	14	0	0	16	4	17	0	3	0	24	0	1	0	0	0	1	106
8:00 AM	1	6	0	0	1	7	0	0	4	0	2	4	3	4	0	0	0	7	0	0	0	0	0	0	18
8:15 AM	0	8	1	0	1	9	2	0	2	0	0	4	3	4	0	0	0	7	0	0	0	0	0	0	20
8:30 AM	0	8	1	0	0	9	0	0	1	0	1	1	3	4	0	1	0	8	0	0	0	0	0	0	18
8:45 AM	0	15	2	0	0	17	0	0	2	0	0	2	1	9	0	0	1	10	0	0	0	0	0	0	29
Hourly Total	1	37	4	0	2	42	2	0	9	0	3	11	10	21	0	1	1	32	0	0	0	0	0	0	85
*** BREAK ***	-	-	-	-	-	-	-	-	-	-	-	-	-	-	-	-	-	-	-	-	-	-	-	-	-
11:30 AM	0	5	2	0	0	7	1	0	1	0	0	2	0	6	0	1	0	7	0	0	0	0	0	0	16
11:45 AM	0	11	1	1	0	13	1	0	1	0	0	2	2	11	0	0	0	13	0	0	0	0	0	0	28
Hourly Total	0	16	3	1	0	20	2	0	2	0	0	4	2	17	0	1	0	20	0	0	0	0	0	0	44
12:00 PM	0	9	0	0	0	9	0	0	3	0	0	3	5	16	0	1	0	22	0	0	0	0	0	0	34
12:15 PM	0	8	1	0	3	9	0	0	1	0	0	1	1	10	0	0	2	11	0	0	0	0	0	0	21
12:30 PM	0	6	0	0	0	6	0	0	1	0	0	1	3	9	0	1	1	13	0	0	0	0	0	0	20
12:45 PM	0	12	0	0	0	12	0	0	1	0	3	1	9	11	0	0	0	20	0	0	0	0	0	0	33
Hourly Total	0	35	1	0	3	36	0	0	6	0	3	6	18	46	0	2	3	66	0	0	0	0	0	0	108
1:00 PM	0	11	0	0	1	11	0	0	2	0	0	2	1	10	0	0	0	11	0	0	0	0	0	0	24
1:15 PM	0	6	0	1	2	7	1	0	2	0	0	3	2	8	0	0	0	10	0	0	0	0	0	0	20
*** BREAK ***	-	-	-	-	-	-	-	-	-	-	-	-	-	-	-	-	-	-	-	-	-	-	-	-	-
Hourly Total	0	17	0	1	3	18	1	0	4	0	0	5	3	18	0	0	0	21	0	0	0	0	0	0	44
4:00 PM	0	10	2	0	0	12	0	0	3	0	0	3	4	12	0	0	0	16	0	0	0	0	0	0	31
4:15 PM	0	9	0	0	0	9	0	0	2	0	3	2	5	15	0	0	1	20	0	0	0	0	0	0	31
4:30 PM	0	13	0	0	3	13	0	0	2	0	0	2	4	17	1	2	2	24	0	0	0	0	0	0	39
4:45 PM	0	9	0	1	1	10	3	0	3	0	2	6	8	25	0	0	0	33	0	0	1	0	0	1	50
Hourly Total	0	41	2	1	4	44	3	0	10	0	5	13	21	69	1	2	3	93	0	0	1	0	0	1	151
5:00 PM	0	10	2	0	0	12	1	0	3	0	0	4	9	23	0	0	7	32	0	0	0	0	0	0	48
5:15 PM	0	12	0	0	1	12	2	0	4	0	0	6	2	25	0	0	0	27	0	0	0	0	0	0	45
5:30 PM	0	10	2	0	0	12	1	0	3	0	0	4	3	14	0	0	0	17	0	0	0	0	0	0	33
5:45 PM	0	16	1	0	0	17	1	0	5	0	0	6	6	13	0	0	0	19	0	0	0	0	0	0	42
Hourly Total	0	48	5	0	1	53	5	0	15	0	0	20	20	75	0	0	7	95	0	0	0	0	0	0	168
Grand Total	1	258	16	3	13	278	15	0	60	0	11	75	78	263	1	9	14	351	0	1	1	0	0	2	706
Approach %	0.4	92.8	5.8	1.1	-	-	20.0	0.0	80.0	0.0	-	-	22.2	74.9	0.3	2.6	-	-	0.0	50.0	50.0	0.0	-	-	-

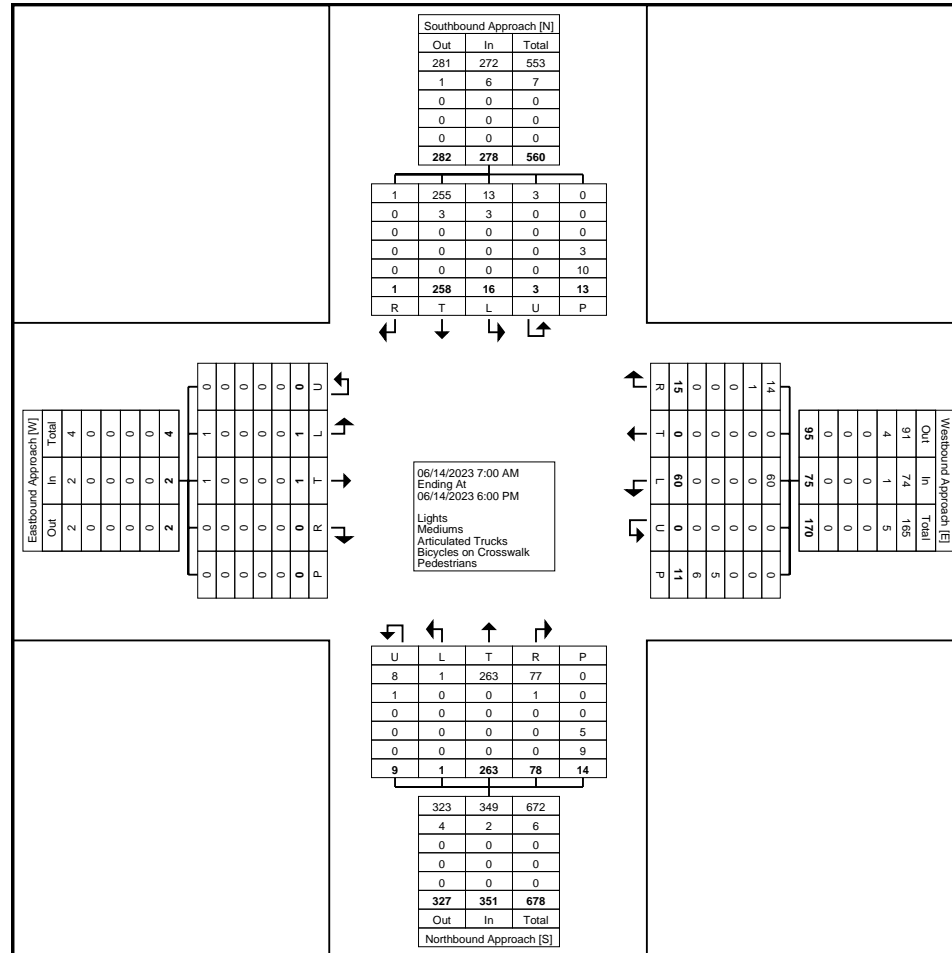
Total %	0.1	36.5	2.3	0.4	-	39.4	2.1	0.0	8.5	0.0	-	10.6	11.0	37.3	0.1	1.3	-	49.7	0.0	0.1	0.1	0.0	-	0.3	-
Lights	1	255	13	3	-	272	14	0	60	0	-	74	77	263	1	8	-	349	0	1	1	0	-	2	697
% Lights	100.0	98.8	81.3	100.0	-	97.8	93.3	-	100.0	-	-	98.7	98.7	100.0	100.0	88.9	-	99.4	-	100.0	100.0	-	-	100.0	98.7
Mediums	0	3	3	0	-	6	1	0	0	0	-	1	1	0	0	1	-	2	0	0	0	0	-	0	9
% Mediums	0.0	1.2	18.8	0.0	-	2.2	6.7	-	0.0	-	-	1.3	1.3	0.0	0.0	11.1	-	0.6	-	0.0	0.0	-	-	0.0	1.3
Articulated Trucks	0	0	0	0	-	0	0	0	0	0	-	0	0	0	0	0	-	0	0	0	0	0	-	0	0
% Articulated Trucks	0.0	0.0	0.0	0.0	-	0.0	0.0	-	0.0	-	-	0.0	0.0	0.0	0.0	0.0	-	0.0	-	0.0	0.0	-	-	0.0	0.0
Bicycles on Crosswalk	-	-	-	-	3	-	-	-	-	-	5	-	-	-	-	-	5	-	-	-	-	-	0	-	-
% Bicycles on Crosswalk	-	-	-	-	23.1	-	-	-	-	-	45.5	-	-	-	-	-	35.7	-	-	-	-	-	-	-	-
Pedestrians	-	-	-	-	10	-	-	-	-	-	6	-	-	-	-	-	9	-	-	-	-	-	0	-	-
% Pedestrians	-	-	-	-	76.9	-	-	-	-	-	54.5	-	-	-	-	-	64.3	-	-	-	-	-	-	-	-



City of Lloydminster  
4420-50 Avenue

Lloydminster, Alberta, Canada T9V 0W2  
(780) 875-6184 waguinaldo@lloydminster.ca

Count Name: 18 Street and 61 Avenue (RBT)  
Site Code: 1861  
Start Date: 06/14/2023  
Page No: 3



Turning Movement Data Plot



City of Lloydminster  
4420-50 Avenue

Lloydminster, Alberta, Canada T9V 0W2  
(780) 875-6184 waguinaldo@lloydminster.ca

Count Name: 18 Street and 61 Avenue (RBT)  
Site Code: 1861  
Start Date: 06/14/2023  
Page No: 4

### Approach Data

Start Time	Sb Street Southbound						Wb Street Westbound						Nb Street Northbound						Eb Street Eastbound					
	Peds CCW	Peds CW	Circulating	Out	In	Next	Peds CCW	Peds CW	Circulating	Out	In	Next	Peds CCW	Peds CW	Circulating	Out	In	Next	Peds CCW	Peds CW	Circulating	Out	In	Next
7:00 AM	0	0	1	0	10	0	0	0	0	1	1	0	0	0	0	14	1	0	0	0	11	0	0	0
7:15 AM	0	0	1	2	9	0	0	0	3	0	1	0	0	0	0	14	3	2	0	0	10	0	0	0
7:30 AM	0	0	4	6	19	0	0	0	6	0	4	0	0	0	0	32	6	6	0	0	23	0	0	0
7:45 AM	0	0	6	11	20	1	0	0	10	5	7	0	0	0	2	30	13	9	0	0	26	0	0	0
Hourly Total	0	0	12	19	58	1	0	0	19	6	13	0	0	0	2	90	23	17	0	0	70	0	0	0
8:00 AM	1	0	4	4	7	0	0	2	4	3	4	0	0	0	0	10	7	4	0	0	10	1	0	0
8:15 AM	0	1	2	7	9	1	0	0	4	4	4	0	0	0	1	10	7	4	0	0	11	0	0	0
8:30 AM	0	0	2	3	9	1	1	0	6	4	1	0	0	0	1	10	9	4	0	0	11	0	0	0
8:45 AM	0	0	2	10	17	2	0	0	8	3	2	0	1	0	2	17	9	9	0	0	19	0	0	0
Hourly Total	1	1	10	24	42	4	1	2	22	14	11	0	1	0	4	47	32	21	0	0	51	1	0	0
*** BREAK ***	-	-	-	-	-	-	-	-	-	-	-	-	-	-	-	-	-	-	-	-	-	-	-	-
11:30 AM	0	0	1	6	7	2	0	0	9	3	2	0	0	0	2	6	9	6	0	0	8	0	0	0
11:45 AM	0	0	1	15	13	1	0	0	10	3	2	0	0	0	2	12	12	11	0	0	14	0	0	0
Hourly Total	0	0	2	21	20	3	0	0	19	6	4	0	0	0	4	18	21	17	0	0	22	0	0	0
12:00 PM	0	0	3	15	9	0	0	0	18	5	3	0	0	0	0	13	23	16	0	0	13	0	0	0
12:15 PM	2	1	2	11	9	1	0	0	9	2	1	0	2	0	1	10	10	10	0	0	11	0	0	0
12:30 PM	0	0	2	9	6	0	0	0	11	3	1	0	0	1	0	8	14	9	0	0	8	0	0	0
12:45 PM	0	0	1	11	12	0	3	0	12	10	1	0	0	0	0	13	21	11	0	0	13	0	0	0
Hourly Total	2	1	8	46	36	1	3	0	50	20	6	0	2	1	1	44	68	46	0	0	45	0	0	0
1:00 PM	1	0	2	9	12	0	0	0	12	1	2	0	0	0	1	14	12	10	0	0	14	0	0	0
1:15 PM	0	2	2	10	7	0	0	0	7	2	3	0	0	0	1	8	9	8	0	0	9	0	0	0
*** BREAK ***	-	-	-	-	-	-	-	-	-	-	-	-	-	-	-	-	-	-	-	-	-	-	-	-
Hourly Total	1	2	4	19	19	0	0	0	19	3	5	0	0	0	2	22	21	18	0	0	23	0	0	0
4:00 PM	0	0	3	11	13	2	0	0	15	5	3	0	0	0	3	13	18	12	0	0	16	0	0	0
4:15 PM	0	0	2	14	9	0	1	2	16	5	2	0	1	0	0	11	21	15	0	0	11	0	0	0
4:30 PM	0	3	3	15	13	0	0	0	22	4	2	0	0	2	0	16	26	17	0	0	16	0	0	0
4:45 PM	0	1	2	33	10	0	2	0	22	8	5	0	0	0	0	12	30	25	0	0	13	0	0	0
Hourly Total	0	4	10	73	45	2	3	2	75	22	12	0	1	2	3	52	95	69	0	0	56	0	0	0
5:00 PM	0	0	3	24	12	2	0	0	24	11	4	0	0	7	2	13	33	23	0	0	15	0	0	0
5:15 PM	1	0	4	28	12	0	0	0	24	2	6	0	0	0	0	16	26	25	0	0	16	0	0	0
5:30 PM	0	0	3	15	12	2	0	0	14	5	4	0	0	0	2	13	17	14	0	0	15	0	0	0
5:45 PM	0	0	5	14	17	1	0	0	14	7	6	0	0	0	1	22	20	13	0	0	23	0	0	0
Hourly Total	1	0	15	81	53	5	0	0	76	25	20	0	0	7	5	64	96	75	0	0	69	0	0	0
Grand Total	5	8	61	283	273	16	7	4	280	96	71	0	4	10	21	337	356	263	0	0	336	1	0	0
Approach %	-	-	9.6	44.7	43.1	2.5	-	-	62.6	21.5	15.9	0.0	-	-	2.1	34.5	36.4	26.9	-	-	99.7	0.3	0.0	0.0







City of Lloydminster  
4420-50 Avenue

Lloydminster, Alberta, Canada T9V 0W2  
(780) 875-6184 waguinaldo@lloydminster.ca

Count Name: 18 Street and 61 Avenue (RBT)  
Site Code: 1861  
Start Date: 06/14/2023  
Page No: 6

### Turning Movement Peak Hour Data (7:30 AM)

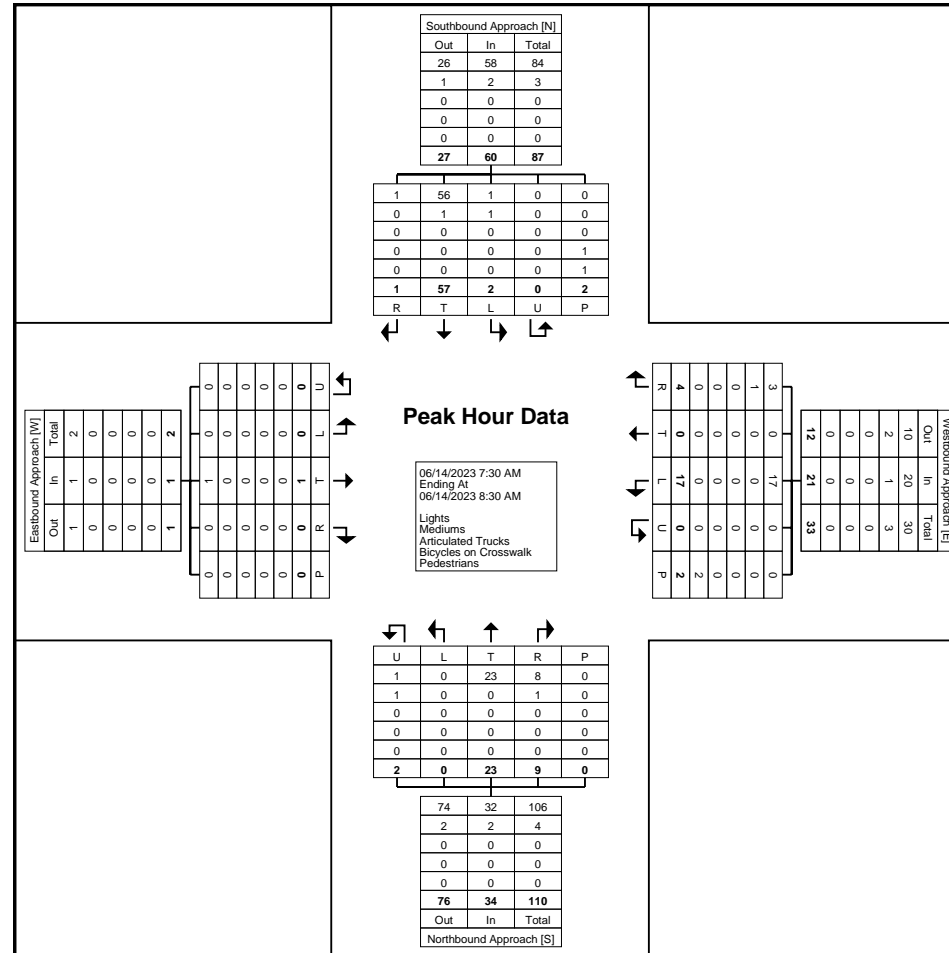
Start Time	Southbound Approach Southbound						Westbound Approach Westbound						Northbound Approach Northbound						Eastbound Approach Eastbound						Int. Total
	Right	Thru	Left	U-Turn	Peds	App. Total	Right	Thru	Left	U-Turn	Peds	App. Total	Right	Thru	Left	U-Turn	Peds	App. Total	Right	Thru	Left	U-Turn	Peds	App. Total	
7:30 AM	0	22	0	0	0	22	0	0	5	0	0	5	0	6	0	1	0	7	0	0	0	0	0	0	34
7:45 AM	0	21	1	0	0	22	2	0	6	0	0	8	3	9	0	1	0	13	0	1	0	0	0	1	44
8:00 AM	1	6	0	0	1	7	0	0	4	0	2	4	3	4	0	0	0	7	0	0	0	0	0	0	18
8:15 AM	0	8	1	0	1	9	2	0	2	0	0	4	3	4	0	0	0	7	0	0	0	0	0	0	20
Total	1	57	2	0	2	60	4	0	17	0	2	21	9	23	0	2	0	34	0	1	0	0	0	1	116
Approach %	1.7	95.0	3.3	0.0	-	-	19.0	0.0	81.0	0.0	-	-	26.5	67.6	0.0	5.9	-	-	0.0	100.0	0.0	0.0	-	-	-
Total %	0.9	49.1	1.7	0.0	-	51.7	3.4	0.0	14.7	0.0	-	18.1	7.8	19.8	0.0	1.7	-	29.3	0.0	0.9	0.0	0.0	-	0.9	-
PHF	0.250	0.648	0.500	0.000	-	0.682	0.500	0.000	0.708	0.000	-	0.656	0.750	0.639	0.000	0.500	-	0.654	0.000	0.250	0.000	0.000	-	0.250	0.659
Lights	1	56	1	0	-	58	3	0	17	0	-	20	8	23	0	1	-	32	0	1	0	0	-	1	111
% Lights	100.0	98.2	50.0	-	-	96.7	75.0	-	100.0	-	-	95.2	88.9	100.0	-	50.0	-	94.1	-	100.0	-	-	-	100.0	95.7
Mediums	0	1	1	0	-	2	1	0	0	0	-	1	1	0	0	1	-	2	0	0	0	0	-	0	5
% Mediums	0.0	1.8	50.0	-	-	3.3	25.0	-	0.0	-	-	4.8	11.1	0.0	-	50.0	-	5.9	-	0.0	-	-	-	0.0	4.3
Articulated Trucks	0	0	0	0	-	0	0	0	0	0	-	0	0	0	0	0	-	0	0	0	0	0	-	0	0
% Articulated Trucks	0.0	0.0	0.0	-	-	0.0	0.0	-	0.0	-	-	0.0	0.0	0.0	-	0.0	-	0.0	-	0.0	-	-	-	0.0	0.0
Bicycles on Crosswalk	-	-	-	-	1	-	-	-	-	-	0	-	-	-	-	-	0	-	-	-	-	-	0	-	-
% Bicycles on Crosswalk	-	-	-	-	50.0	-	-	-	-	-	0.0	-	-	-	-	-	-	-	-	-	-	-	-	-	-
Pedestrians	-	-	-	-	1	-	-	-	-	-	2	-	-	-	-	-	0	-	-	-	-	-	0	-	-
% Pedestrians	-	-	-	-	50.0	-	-	-	-	-	100.0	-	-	-	-	-	-	-	-	-	-	-	-	-	-



City of Lloydminster  
4420-50 Avenue

Lloydminster, Alberta, Canada T9V 0W2  
(780) 875-6184 waguinaldo@lloydminster.ca

Count Name: 18 Street and 61 Avenue (RBT)  
Site Code: 1861  
Start Date: 06/14/2023  
Page No: 7



Turning Movement Peak Hour Data Plot (7:30 AM)



City of Lloydminster  
4420-50 Avenue

Lloydminster, Alberta, Canada T9V 0W2  
(780) 875-6184 waguinaldo@lloydminster.ca

Count Name: 18 Street and 61 Avenue (RBT)  
Site Code: 1861  
Start Date: 06/14/2023  
Page No: 8

### Turning Movement Peak Hour Data (12:00 PM)

Start Time	Southbound Approach Southbound						Westbound Approach Westbound						Northbound Approach Northbound						Eastbound Approach Eastbound						Int. Total
	Right	Thru	Left	U-Turn	Peds	App. Total	Right	Thru	Left	U-Turn	Peds	App. Total	Right	Thru	Left	U-Turn	Peds	App. Total	Right	Thru	Left	U-Turn	Peds	App. Total	
12:00 PM	0	9	0	0	0	9	0	0	3	0	0	3	5	16	0	1	0	22	0	0	0	0	0	0	34
12:15 PM	0	8	1	0	3	9	0	0	1	0	0	1	1	10	0	0	2	11	0	0	0	0	0	0	21
12:30 PM	0	6	0	0	0	6	0	0	1	0	0	1	3	9	0	1	1	13	0	0	0	0	0	0	20
12:45 PM	0	12	0	0	0	12	0	0	1	0	3	1	9	11	0	0	0	20	0	0	0	0	0	0	33
Total	0	35	1	0	3	36	0	0	6	0	3	6	18	46	0	2	3	66	0	0	0	0	0	0	108
Approach %	0.0	97.2	2.8	0.0	-	-	0.0	0.0	100.0	0.0	-	-	27.3	69.7	0.0	3.0	-	-	0.0	0.0	0.0	0.0	-	-	-
Total %	0.0	32.4	0.9	0.0	-	33.3	0.0	0.0	5.6	0.0	-	5.6	16.7	42.6	0.0	1.9	-	61.1	0.0	0.0	0.0	0.0	-	0.0	-
PHF	0.000	0.729	0.250	0.000	-	0.750	0.000	0.000	0.500	0.000	-	0.500	0.500	0.719	0.000	0.500	-	0.750	0.000	0.000	0.000	0.000	-	0.000	0.794
Lights	0	34	0	0	-	34	0	0	6	0	-	6	18	46	0	2	-	66	0	0	0	0	-	0	106
% Lights	-	97.1	0.0	-	-	94.4	-	-	100.0	-	-	100.0	100.0	100.0	-	100.0	-	100.0	-	-	-	-	-	-	98.1
Mediums	0	1	1	0	-	2	0	0	0	0	-	0	0	0	0	0	-	0	0	0	0	0	-	0	2
% Mediums	-	2.9	100.0	-	-	5.6	-	-	0.0	-	-	0.0	0.0	0.0	-	0.0	-	0.0	-	-	-	-	-	-	1.9
Articulated Trucks	0	0	0	0	-	0	0	0	0	0	-	0	0	0	0	0	-	0	0	0	0	0	-	0	0
% Articulated Trucks	-	0.0	0.0	-	-	0.0	-	-	0.0	-	-	0.0	0.0	0.0	-	0.0	-	0.0	-	-	-	-	-	-	0.0
Bicycles on Crosswalk	-	-	-	-	0	-	-	-	-	-	0	-	-	-	-	-	3	-	-	-	-	-	0	-	-
% Bicycles on Crosswalk	-	-	-	-	0.0	-	-	-	-	-	0.0	-	-	-	-	-	100.0	-	-	-	-	-	-	-	-
Pedestrians	-	-	-	-	3	-	-	-	-	-	3	-	-	-	-	-	0	-	-	-	-	-	0	-	-
% Pedestrians	-	-	-	-	100.0	-	-	-	-	-	100.0	-	-	-	-	-	0.0	-	-	-	-	-	-	-	-





City of Lloydminster  
4420-50 Avenue

Lloydminster, Alberta, Canada T9V 0W2  
(780) 875-6184 waguinaldo@lloydminster.ca

Count Name: 18 Street and 61 Avenue (RBT)  
Site Code: 1861  
Start Date: 06/14/2023  
Page No: 10

### Turning Movement Peak Hour Data (4:30 PM)

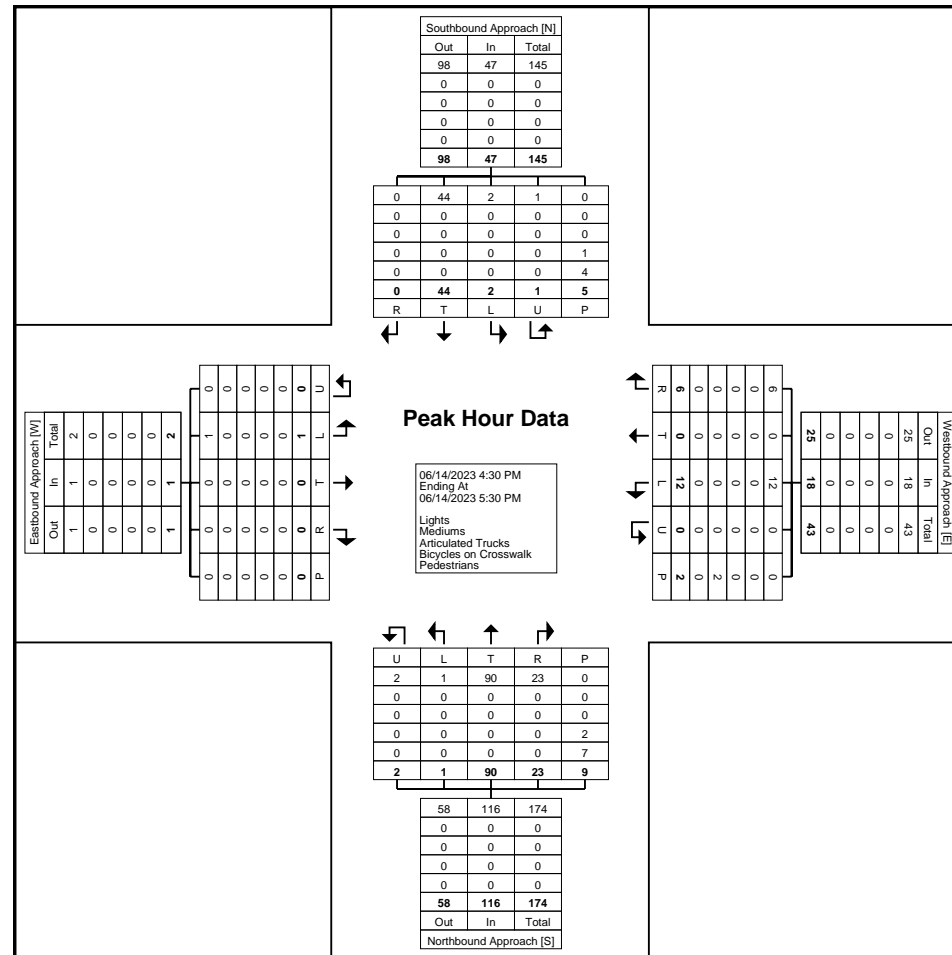
Start Time	Southbound Approach Southbound						Westbound Approach Westbound						Northbound Approach Northbound						Eastbound Approach Eastbound						Int. Total
	Right	Thru	Left	U-Turn	Peds	App. Total	Right	Thru	Left	U-Turn	Peds	App. Total	Right	Thru	Left	U-Turn	Peds	App. Total	Right	Thru	Left	U-Turn	Peds	App. Total	
4:30 PM	0	13	0	0	3	13	0	0	2	0	0	2	4	17	1	2	2	24	0	0	0	0	0	0	39
4:45 PM	0	9	0	1	1	10	3	0	3	0	2	6	8	25	0	0	0	33	0	0	1	0	0	1	50
5:00 PM	0	10	2	0	0	12	1	0	3	0	0	4	9	23	0	0	7	32	0	0	0	0	0	0	48
5:15 PM	0	12	0	0	1	12	2	0	4	0	0	6	2	25	0	0	0	27	0	0	0	0	0	0	45
Total	0	44	2	1	5	47	6	0	12	0	2	18	23	90	1	2	9	116	0	0	1	0	0	1	182
Approach %	0.0	93.6	4.3	2.1	-	-	33.3	0.0	66.7	0.0	-	-	19.8	77.6	0.9	1.7	-	-	0.0	0.0	100.0	0.0	-	-	-
Total %	0.0	24.2	1.1	0.5	-	25.8	3.3	0.0	6.6	0.0	-	9.9	12.6	49.5	0.5	1.1	-	63.7	0.0	0.0	0.5	0.0	-	0.5	-
PHF	0.000	0.846	0.250	0.250	-	0.904	0.500	0.000	0.750	0.000	-	0.750	0.639	0.900	0.250	0.250	-	0.879	0.000	0.000	0.250	0.000	-	0.250	0.910
Lights	0	44	2	1	-	47	6	0	12	0	-	18	23	90	1	2	-	116	0	0	1	0	-	1	182
% Lights	-	100.0	100.0	100.0	-	100.0	100.0	-	100.0	-	-	100.0	100.0	100.0	100.0	100.0	-	100.0	-	-	100.0	-	-	100.0	100.0
Mediums	0	0	0	0	-	0	0	0	0	0	-	0	0	0	0	0	-	0	0	0	0	0	-	0	0
% Mediums	-	0.0	0.0	0.0	-	0.0	0.0	-	0.0	-	-	0.0	0.0	0.0	0.0	0.0	-	0.0	-	-	0.0	-	-	0.0	0.0
Articulated Trucks	0	0	0	0	-	0	0	0	0	0	-	0	0	0	0	0	-	0	0	0	0	0	-	0	0
% Articulated Trucks	-	0.0	0.0	0.0	-	0.0	0.0	-	0.0	-	-	0.0	0.0	0.0	0.0	0.0	-	0.0	-	-	0.0	-	-	0.0	0.0
Bicycles on Crosswalk	-	-	-	-	1	-	-	-	-	-	2	-	-	-	-	-	2	-	-	-	-	-	0	-	-
% Bicycles on Crosswalk	-	-	-	-	20.0	-	-	-	-	-	100.0	-	-	-	-	-	22.2	-	-	-	-	-	-	-	-
Pedestrians	-	-	-	-	4	-	-	-	-	-	0	-	-	-	-	-	7	-	-	-	-	-	0	-	-
% Pedestrians	-	-	-	-	80.0	-	-	-	-	-	0.0	-	-	-	-	-	77.8	-	-	-	-	-	-	-	-



City of Lloydminster  
4420-50 Avenue

Lloydminster, Alberta, Canada T9V 0W2  
(780) 875-6184 waguinaldo@lloydminster.ca

Count Name: 18 Street and 61 Avenue (RBT)  
Site Code: 1861  
Start Date: 06/14/2023  
Page No: 11



Turning Movement Peak Hour Data Plot (4:30 PM)



City of Lloydminster  
4420-50 Avenue

Lloydminster, Alberta, Canada T9V 0W2  
(780) 875-6184 waguinaldo@lloydminster.ca

Count Name: 19 Street and 47 Avenue  
Site Code: 1947  
Start Date: 06/15/2023  
Page No: 1

### Turning Movement Data

Start Time	Southbound Approach Southbound						Westbound Approach Westbound						Northbound Approach Northbound						Eastbound Approach Eastbound						Int. Total
	Right	Thru	Left	U-Turn	Peds	App. Total	Right	Thru	Left	U-Turn	Peds	App. Total	Right	Thru	Left	U-Turn	Peds	App. Total	Right	Thru	Left	U-Turn	Peds	App. Total	
7:00 AM	11	0	0	0	0	11	0	0	0	0	0	0	0	4	6	0	0	10	1	0	0	0	0	1	22
7:15 AM	13	2	0	0	0	15	0	1	0	0	0	1	0	5	7	0	0	12	1	0	5	0	1	6	34
7:30 AM	20	1	0	0	0	21	0	0	0	0	0	0	0	9	13	0	0	22	3	1	11	0	5	15	58
7:45 AM	20	0	0	0	1	20	0	0	0	0	2	0	0	14	11	0	3	25	4	0	17	0	0	21	66
Hourly Total	64	3	0	0	1	67	0	1	0	0	2	1	0	32	37	0	3	69	9	1	33	0	6	43	180
8:00 AM	14	2	0	0	0	16	0	0	0	0	2	0	0	9	6	0	2	15	5	0	16	0	4	21	52
8:15 AM	13	4	0	0	0	17	0	0	0	0	1	0	0	8	5	0	0	13	2	0	18	0	11	20	50
8:30 AM	21	6	0	0	0	27	0	0	0	0	0	0	0	10	6	0	0	16	2	0	11	0	1	13	56
8:45 AM	13	8	0	0	0	21	0	0	0	0	1	0	0	7	2	0	0	9	4	0	11	0	0	15	45
Hourly Total	61	20	0	0	0	81	0	0	0	0	4	0	0	34	19	0	2	53	13	0	56	0	16	69	203
*** BREAK ***	-	-	-	-	-	-	-	-	-	-	-	-	-	-	-	-	-	-	-	-	-	-	-	-	-
11:30 AM	7	4	0	0	0	11	0	0	0	0	0	0	0	3	5	0	0	8	3	0	10	0	0	13	32
11:45 AM	13	6	0	0	0	19	0	0	0	0	0	0	0	5	5	0	0	10	2	0	12	0	0	14	43
Hourly Total	20	10	0	0	0	30	0	0	0	0	0	0	0	8	10	0	0	18	5	0	22	0	0	27	75
12:00 PM	14	6	0	0	0	20	0	0	0	0	0	0	0	2	3	0	0	5	3	0	13	0	0	16	41
12:15 PM	12	6	0	0	0	18	0	0	0	0	0	0	0	4	3	0	0	7	5	0	13	0	0	18	43
12:30 PM	3	11	0	0	0	14	0	0	0	0	0	0	0	9	2	0	0	11	3	0	5	0	0	8	33
12:45 PM	12	2	0	0	0	14	0	0	0	0	0	0	0	7	3	0	0	10	3	0	15	0	0	18	42
Hourly Total	41	25	0	0	0	66	0	0	0	0	0	0	0	22	11	0	0	33	14	0	46	0	0	60	159
1:00 PM	14	3	0	0	0	17	0	0	0	0	1	0	0	5	3	0	0	8	3	0	11	0	0	14	39
1:15 PM	11	7	0	0	0	18	0	0	0	0	0	0	0	8	2	0	0	10	6	0	8	0	0	14	42
*** BREAK ***	-	-	-	-	-	-	-	-	-	-	-	-	-	-	-	-	-	-	-	-	-	-	-	-	-
Hourly Total	25	10	0	0	0	35	0	0	0	0	1	0	0	13	5	0	0	18	9	0	19	0	0	28	81
4:00 PM	12	7	0	0	0	19	0	0	0	0	0	0	0	5	5	0	0	10	9	0	26	0	0	35	64
4:15 PM	16	12	0	0	0	28	0	0	0	0	0	0	0	6	6	0	0	12	9	0	14	0	0	23	63
4:30 PM	14	8	0	0	0	22	0	0	0	0	0	0	0	5	7	0	0	12	6	0	11	1	0	18	52
4:45 PM	15	10	1	0	0	26	0	0	0	0	0	0	0	6	10	0	0	16	13	0	18	0	0	31	73
Hourly Total	57	37	1	0	0	95	0	0	0	0	0	0	0	22	28	0	0	50	37	0	69	1	0	107	252
5:00 PM	17	14	0	0	0	31	0	0	0	0	0	0	0	8	6	0	0	14	11	0	14	0	0	25	70
5:15 PM	17	11	0	0	0	28	0	0	0	0	0	0	0	10	2	0	0	12	11	0	20	0	0	31	71
5:30 PM	11	14	0	0	0	25	0	0	0	0	0	0	0	7	3	0	1	10	4	0	16	0	1	20	55
5:45 PM	18	5	0	0	0	23	0	0	0	0	2	0	0	7	7	0	0	14	8	0	15	0	1	23	60
Hourly Total	63	44	0	0	0	107	0	0	0	0	2	0	0	32	18	0	1	50	34	0	65	0	2	99	256
Grand Total	331	149	1	0	1	481	0	1	0	0	9	1	0	163	128	0	6	291	121	1	310	1	24	433	1206
Approach %	68.8	31.0	0.2	0.0	-	-	0.0	100.0	0.0	0.0	-	-	0.0	56.0	44.0	0.0	-	-	27.9	0.2	71.6	0.2	-	-	-

Total %	27.4	12.4	0.1	0.0	-	39.9	0.0	0.1	0.0	0.0	-	0.1	0.0	13.5	10.6	0.0	-	24.1	10.0	0.1	25.7	0.1	-	35.9	-
Lights	324	147	1	0	-	472	0	1	0	0	-	1	0	156	127	0	-	283	116	1	304	1	-	422	1178
% Lights	97.9	98.7	100.0	-	-	98.1	-	100.0	-	-	-	100.0	-	95.7	99.2	-	-	97.3	95.9	100.0	98.1	100.0	-	97.5	97.7
Mediums	7	2	0	0	-	9	0	0	0	0	-	0	0	7	1	0	-	8	5	0	5	0	-	10	27
% Mediums	2.1	1.3	0.0	-	-	1.9	-	0.0	-	-	-	0.0	-	4.3	0.8	-	-	2.7	4.1	0.0	1.6	0.0	-	2.3	2.2
Articulated Trucks	0	0	0	0	-	0	0	0	0	0	-	0	0	0	0	0	-	0	0	0	1	0	-	1	1
% Articulated Trucks	0.0	0.0	0.0	-	-	0.0	-	0.0	-	-	-	0.0	-	0.0	0.0	-	-	0.0	0.0	0.0	0.3	0.0	-	0.2	0.1
Bicycles on Crosswalk	-	-	-	-	1	-	-	-	-	3	-	-	-	-	-	-	4	-	-	-	-	-	0	-	-
% Bicycles on Crosswalk	-	-	-	-	100.0	-	-	-	-	33.3	-	-	-	-	-	-	66.7	-	-	-	-	-	0.0	-	-
Pedestrians	-	-	-	-	0	-	-	-	-	6	-	-	-	-	-	-	2	-	-	-	-	-	24	-	-
% Pedestrians	-	-	-	-	0.0	-	-	-	-	66.7	-	-	-	-	-	-	33.3	-	-	-	-	-	100.0	-	-







City of Lloydminster  
4420-50 Avenue

Lloydminster, Alberta, Canada T9V 0W2  
(780) 875-6184 waguinaldo@lloydminster.ca

Count Name: 19 Street and 47 Avenue  
Site Code: 1947  
Start Date: 06/15/2023  
Page No: 4

### Turning Movement Peak Hour Data (7:30 AM)

Start Time	Southbound Approach Southbound						Westbound Approach Westbound						Northbound Approach Northbound						Eastbound Approach Eastbound						Int. Total
	Right	Thru	Left	U-Turn	Peds	App. Total	Right	Thru	Left	U-Turn	Peds	App. Total	Right	Thru	Left	U-Turn	Peds	App. Total	Right	Thru	Left	U-Turn	Peds	App. Total	
7:30 AM	20	1	0	0	0	21	0	0	0	0	0	0	0	9	13	0	0	22	3	1	11	0	5	15	58
7:45 AM	20	0	0	0	1	20	0	0	0	0	2	0	0	14	11	0	3	25	4	0	17	0	0	21	66
8:00 AM	14	2	0	0	0	16	0	0	0	0	2	0	0	9	6	0	2	15	5	0	16	0	4	21	52
8:15 AM	13	4	0	0	0	17	0	0	0	0	1	0	0	8	5	0	0	13	2	0	18	0	11	20	50
Total	67	7	0	0	1	74	0	0	0	0	5	0	0	40	35	0	5	75	14	1	62	0	20	77	226
Approach %	90.5	9.5	0.0	0.0	-	-	0.0	0.0	0.0	0.0	-	-	0.0	53.3	46.7	0.0	-	-	18.2	1.3	80.5	0.0	-	-	-
Total %	29.6	3.1	0.0	0.0	-	32.7	0.0	0.0	0.0	0.0	-	0.0	0.0	17.7	15.5	0.0	-	33.2	6.2	0.4	27.4	0.0	-	34.1	-
PHF	0.838	0.438	0.000	0.000	-	0.881	0.000	0.000	0.000	0.000	-	0.000	0.000	0.714	0.673	0.000	-	0.750	0.700	0.250	0.861	0.000	-	0.917	0.856
Lights	63	7	0	0	-	70	0	0	0	0	-	0	0	38	35	0	-	73	12	1	60	0	-	73	216
% Lights	94.0	100.0	-	-	-	94.6	-	-	-	-	-	-	-	95.0	100.0	-	-	97.3	85.7	100.0	96.8	-	-	94.8	95.6
Mediums	4	0	0	0	-	4	0	0	0	0	-	0	0	2	0	0	-	2	2	0	2	0	-	4	10
% Mediums	6.0	0.0	-	-	-	5.4	-	-	-	-	-	-	-	5.0	0.0	-	-	2.7	14.3	0.0	3.2	-	-	5.2	4.4
Articulated Trucks	0	0	0	0	-	0	0	0	0	0	-	0	0	0	0	0	-	0	0	0	0	0	-	0	0
% Articulated Trucks	0.0	0.0	-	-	-	0.0	-	-	-	-	-	-	-	0.0	0.0	-	-	0.0	0.0	0.0	0.0	-	-	0.0	0.0
Bicycles on Crosswalk	-	-	-	-	1	-	-	-	-	-	3	-	-	-	-	-	3	-	-	-	-	-	0	-	-
% Bicycles on Crosswalk	-	-	-	-	100.0	-	-	-	-	-	60.0	-	-	-	-	-	60.0	-	-	-	-	-	0.0	-	-
Pedestrians	-	-	-	-	0	-	-	-	-	-	2	-	-	-	-	-	2	-	-	-	-	-	20	-	-
% Pedestrians	-	-	-	-	0.0	-	-	-	-	-	40.0	-	-	-	-	-	40.0	-	-	-	-	-	100.0	-	-





City of Lloydminster  
4420-50 Avenue

Lloydminster, Alberta, Canada T9V 0W2  
(780) 875-6184 waguinaldo@lloydminster.ca

Count Name: 19 Street and 47 Avenue  
Site Code: 1947  
Start Date: 06/15/2023  
Page No: 6

### Turning Movement Peak Hour Data (11:45 AM)

Start Time	Southbound Approach Southbound						Westbound Approach Westbound						Northbound Approach Northbound						Eastbound Approach Eastbound						Int. Total
	Right	Thru	Left	U-Turn	Peds	App. Total	Right	Thru	Left	U-Turn	Peds	App. Total	Right	Thru	Left	U-Turn	Peds	App. Total	Right	Thru	Left	U-Turn	Peds	App. Total	
11:45 AM	13	6	0	0	0	19	0	0	0	0	0	0	0	5	5	0	0	10	2	0	12	0	0	14	43
12:00 PM	14	6	0	0	0	20	0	0	0	0	0	0	0	2	3	0	0	5	3	0	13	0	0	16	41
12:15 PM	12	6	0	0	0	18	0	0	0	0	0	0	0	4	3	0	0	7	5	0	13	0	0	18	43
12:30 PM	3	11	0	0	0	14	0	0	0	0	0	0	0	9	2	0	0	11	3	0	5	0	0	8	33
Total	42	29	0	0	0	71	0	0	0	0	0	0	0	20	13	0	0	33	13	0	43	0	0	56	160
Approach %	59.2	40.8	0.0	0.0	-	-	0.0	0.0	0.0	0.0	-	-	0.0	60.6	39.4	0.0	-	-	23.2	0.0	76.8	0.0	-	-	-
Total %	26.3	18.1	0.0	0.0	-	44.4	0.0	0.0	0.0	0.0	-	0.0	0.0	12.5	8.1	0.0	-	20.6	8.1	0.0	26.9	0.0	-	35.0	-
PHF	0.750	0.659	0.000	0.000	-	0.888	0.000	0.000	0.000	0.000	-	0.000	0.000	0.556	0.650	0.000	-	0.750	0.650	0.000	0.827	0.000	-	0.778	0.930
Lights	42	28	0	0	-	70	0	0	0	0	-	0	0	17	13	0	-	30	11	0	42	0	-	53	153
% Lights	100.0	96.6	-	-	-	98.6	-	-	-	-	-	-	-	85.0	100.0	-	-	90.9	84.6	-	97.7	-	-	94.6	95.6
Mediums	0	1	0	0	-	1	0	0	0	0	-	0	0	3	0	0	-	3	2	0	0	0	-	2	6
% Mediums	0.0	3.4	-	-	-	1.4	-	-	-	-	-	-	-	15.0	0.0	-	-	9.1	15.4	-	0.0	-	-	3.6	3.8
Articulated Trucks	0	0	0	0	-	0	0	0	0	0	-	0	0	0	0	0	-	0	0	0	1	0	-	1	1
% Articulated Trucks	0.0	0.0	-	-	-	0.0	-	-	-	-	-	-	-	0.0	0.0	-	-	0.0	0.0	-	2.3	-	-	1.8	0.6
Bicycles on Crosswalk	-	-	-	-	0	-	-	-	-	-	0	-	-	-	-	-	0	-	-	-	-	-	0	-	-
% Bicycles on Crosswalk	-	-	-	-	-	-	-	-	-	-	-	-	-	-	-	-	-	-	-	-	-	-	0	-	-
Pedestrians	-	-	-	-	0	-	-	-	-	-	0	-	-	-	-	-	0	-	-	-	-	-	0	-	-
% Pedestrians	-	-	-	-	-	-	-	-	-	-	-	-	-	-	-	-	-	-	-	-	-	-	0	-	-





City of Lloydminster  
4420-50 Avenue

Lloydminster, Alberta, Canada T9V 0W2  
(780) 875-6184 waguinaldo@lloydminster.ca

Count Name: 19 Street and 47 Avenue  
Site Code: 1947  
Start Date: 06/15/2023  
Page No: 8

### Turning Movement Peak Hour Data (4:45 PM)

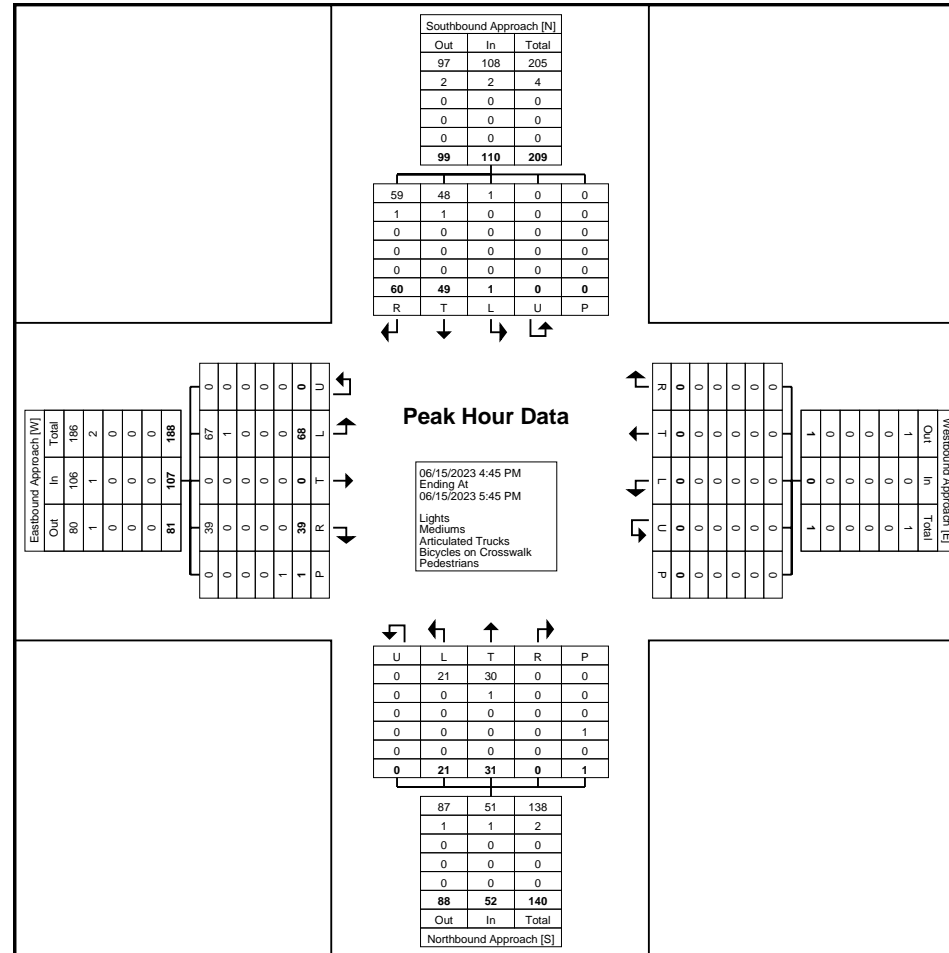
Start Time	Southbound Approach Southbound						Westbound Approach Westbound						Northbound Approach Northbound						Eastbound Approach Eastbound						Int. Total	
	Right	Thru	Left	U-Turn	Peds	App. Total	Right	Thru	Left	U-Turn	Peds	App. Total	Right	Thru	Left	U-Turn	Peds	App. Total	Right	Thru	Left	U-Turn	Peds	App. Total		
4:45 PM	15	10	1	0	0	26	0	0	0	0	0	0	0	6	10	0	0	0	16	13	0	18	0	0	31	73
5:00 PM	17	14	0	0	0	31	0	0	0	0	0	0	0	8	6	0	0	0	14	11	0	14	0	0	25	70
5:15 PM	17	11	0	0	0	28	0	0	0	0	0	0	0	10	2	0	0	0	12	11	0	20	0	0	31	71
5:30 PM	11	14	0	0	0	25	0	0	0	0	0	0	0	7	3	0	1	10	4	0	16	0	1	20	55	
Total	60	49	1	0	0	110	0	0	0	0	0	0	0	31	21	0	1	52	39	0	68	0	1	107	269	
Approach %	54.5	44.5	0.9	0.0	-	-	0.0	0.0	0.0	0.0	-	-	0.0	59.6	40.4	0.0	-	-	36.4	0.0	63.6	0.0	-	-	-	-
Total %	22.3	18.2	0.4	0.0	-	40.9	0.0	0.0	0.0	0.0	-	0.0	0.0	11.5	7.8	0.0	-	19.3	14.5	0.0	25.3	0.0	-	39.8	-	
PHF	0.882	0.875	0.250	0.000	-	0.887	0.000	0.000	0.000	0.000	-	0.000	0.000	0.775	0.525	0.000	-	0.813	0.750	0.000	0.850	0.000	-	0.863	0.921	
Lights	59	48	1	0	-	108	0	0	0	0	-	0	0	30	21	0	-	51	39	0	67	0	-	106	265	
% Lights	98.3	98.0	100.0	-	-	98.2	-	-	-	-	-	-	-	96.8	100.0	-	-	98.1	100.0	-	98.5	-	-	99.1	98.5	
Mediums	1	1	0	0	-	2	0	0	0	0	-	0	0	1	0	0	-	1	0	0	1	0	-	1	4	
% Mediums	1.7	2.0	0.0	-	-	1.8	-	-	-	-	-	-	-	3.2	0.0	-	-	1.9	0.0	-	1.5	-	-	0.9	1.5	
Articulated Trucks	0	0	0	0	-	0	0	0	0	0	-	0	0	0	0	0	-	0	0	0	0	0	-	0	0	
% Articulated Trucks	0.0	0.0	0.0	-	-	0.0	-	-	-	-	-	-	-	0.0	0.0	-	-	0.0	0.0	-	0.0	-	-	0.0	0.0	
Bicycles on Crosswalk	-	-	-	-	0	-	-	-	-	-	0	-	-	-	-	-	1	-	-	-	-	-	0	-	-	
% Bicycles on Crosswalk	-	-	-	-	-	-	-	-	-	-	-	-	-	-	-	-	100.0	-	-	-	-	-	0.0	-	-	
Pedestrians	-	-	-	-	0	-	-	-	-	-	0	-	-	-	-	-	0	-	-	-	-	-	1	-	-	
% Pedestrians	-	-	-	-	-	-	-	-	-	-	-	-	-	-	-	-	0.0	-	-	-	-	-	100.0	-	-	



City of Lloydminster  
4420-50 Avenue

Lloydminster, Alberta, Canada T9V 0W2  
(780) 875-6184 waguinaldo@lloydminster.ca

Count Name: 19 Street and 47 Avenue  
Site Code: 1947  
Start Date: 06/15/2023  
Page No: 9



Turning Movement Peak Hour Data Plot (4:45 PM)



City of Lloydminster  
4420-50 Avenue

Lloydminster, Alberta, Canada T9V 0W2  
(780) 875-6184 waguinaldo@lloydminster.ca

Count Name: 23 Street and 53 Street  
Site Code: 2353  
Start Date: 06/12/2023  
Page No: 1

### Turning Movement Data

Start Time	Southbound Approach					Westbound Approach					Eastbound Approach					Int. Total
	Southbound					Westbound					Eastbound					
	Right	Left	U-Turn	Peds	App. Total	Right	Thru	U-Turn	Peds	App. Total	Thru	Left	U-Turn	Peds	App. Total	
7:00 AM	0	7	0	0	7	22	3	0	0	25	15	2	0	0	17	49
7:15 AM	4	8	0	0	12	24	8	0	0	32	12	5	0	1	17	61
7:30 AM	3	10	0	0	13	31	7	0	0	38	6	5	0	0	11	62
7:45 AM	7	12	0	2	19	56	6	0	0	62	13	10	0	0	23	104
Hourly Total	14	37	0	2	51	133	24	0	0	157	46	22	0	1	68	276
8:00 AM	15	25	0	1	40	39	12	0	0	51	10	23	0	0	33	124
8:15 AM	11	15	0	4	26	33	23	0	0	56	20	27	0	2	47	129
8:30 AM	11	16	0	1	27	34	8	0	2	42	21	28	0	0	49	118
8:45 AM	5	6	0	1	11	39	9	0	0	48	6	6	0	0	12	71
Hourly Total	42	62	0	7	104	145	52	0	2	197	57	84	0	2	141	442
*** BREAK ***	-	-	-	-	-	-	-	-	-	-	-	-	-	-	-	-
11:30 AM	3	22	0	1	25	12	7	0	0	19	9	6	0	0	15	59
11:45 AM	10	17	0	1	27	17	6	0	0	23	10	9	0	0	19	69
Hourly Total	13	39	0	2	52	29	13	0	0	42	19	15	0	0	34	128
12:00 PM	7	34	0	1	41	21	15	0	0	36	10	6	0	0	16	93
12:15 PM	9	31	0	0	40	28	15	0	0	43	13	9	0	0	22	105
12:30 PM	5	34	0	0	39	17	7	0	0	24	9	10	0	1	19	82
12:45 PM	8	22	0	0	30	36	4	0	0	40	11	9	0	0	20	90
Hourly Total	29	121	0	1	150	102	41	0	0	143	43	34	0	1	77	370
1:00 PM	7	19	0	1	26	30	4	0	0	34	7	11	0	0	18	78
1:15 PM	12	32	0	0	44	30	1	0	0	31	9	10	0	0	19	94
*** BREAK ***	-	-	-	-	-	-	-	-	-	-	-	-	-	-	-	-
Hourly Total	19	51	0	1	70	60	5	0	0	65	16	21	0	0	37	172
4:00 PM	18	39	0	0	57	27	11	0	0	38	13	9	0	0	22	117
4:15 PM	15	33	0	0	48	11	7	0	0	18	14	7	0	0	21	87
4:30 PM	10	32	0	2	42	22	15	0	0	37	10	15	0	1	25	104
4:45 PM	18	52	0	3	70	30	12	0	0	42	11	15	0	0	26	138
Hourly Total	61	156	0	5	217	90	45	0	0	135	48	46	0	1	94	446
5:00 PM	14	49	0	3	63	35	9	0	1	44	16	5	0	0	21	128
5:15 PM	10	61	0	0	71	31	8	0	0	39	12	10	0	1	22	132
5:30 PM	7	27	0	3	34	30	10	0	0	40	10	10	0	0	20	94
5:45 PM	10	41	0	1	51	22	12	0	0	34	14	7	0	0	21	106
Hourly Total	41	178	0	7	219	118	39	0	1	157	52	32	0	1	84	460
Grand Total	219	644	0	25	863	677	219	0	3	896	281	254	0	6	535	2294
Approach %	25.4	74.6	0.0	-	-	75.6	24.4	0.0	-	-	52.5	47.5	0.0	-	-	-
Total %	9.5	28.1	0.0	-	37.6	29.5	9.5	0.0	-	39.1	12.2	11.1	0.0	-	23.3	-



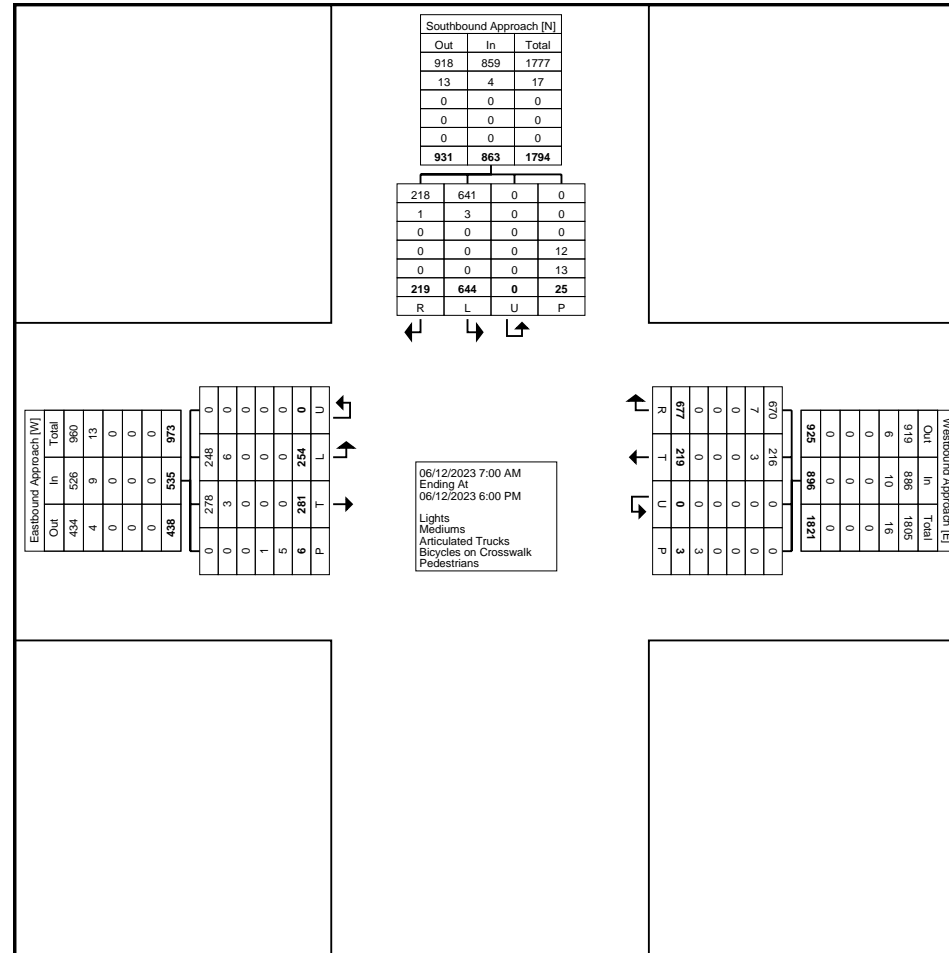
Lights	218	641	0	-	859	670	216	0	-	886	278	248	0	-	526	2271
% Lights	99.5	99.5	-	-	99.5	99.0	98.6	-	-	98.9	98.9	97.6	-	-	98.3	99.0
Mediums	1	3	0	-	4	7	3	0	-	10	3	6	0	-	9	23
% Mediums	0.5	0.5	-	-	0.5	1.0	1.4	-	-	1.1	1.1	2.4	-	-	1.7	1.0
Articulated Trucks	0	0	0	-	0	0	0	0	-	0	0	0	0	-	0	0
% Articulated Trucks	0.0	0.0	-	-	0.0	0.0	0.0	-	-	0.0	0.0	0.0	-	-	0.0	0.0
Bicycles on Crosswalk	-	-	-	12	-	-	-	-	0	-	-	-	-	1	-	-
% Bicycles on Crosswalk	-	-	-	48.0	-	-	-	-	0.0	-	-	-	-	16.7	-	-
Pedestrians	-	-	-	13	-	-	-	-	3	-	-	-	-	5	-	-
% Pedestrians	-	-	-	52.0	-	-	-	-	100.0	-	-	-	-	83.3	-	-



City of Lloydminster  
4420-50 Avenue

Lloydminster, Alberta, Canada T9V 0W2  
(780) 875-6184 waguinaldo@lloydminster.ca

Count Name: 23 Street and 53 Street  
Site Code: 2353  
Start Date: 06/12/2023  
Page No: 3



Turning Movement Data Plot



City of Lloydminster  
4420-50 Avenue

Lloydminster, Alberta, Canada T9V 0W2  
(780) 875-6184 waguinaldo@lloydminster.ca

Count Name: 23 Street and 53 Street  
Site Code: 2353  
Start Date: 06/12/2023  
Page No: 4

### Turning Movement Peak Hour Data (7:45 AM)

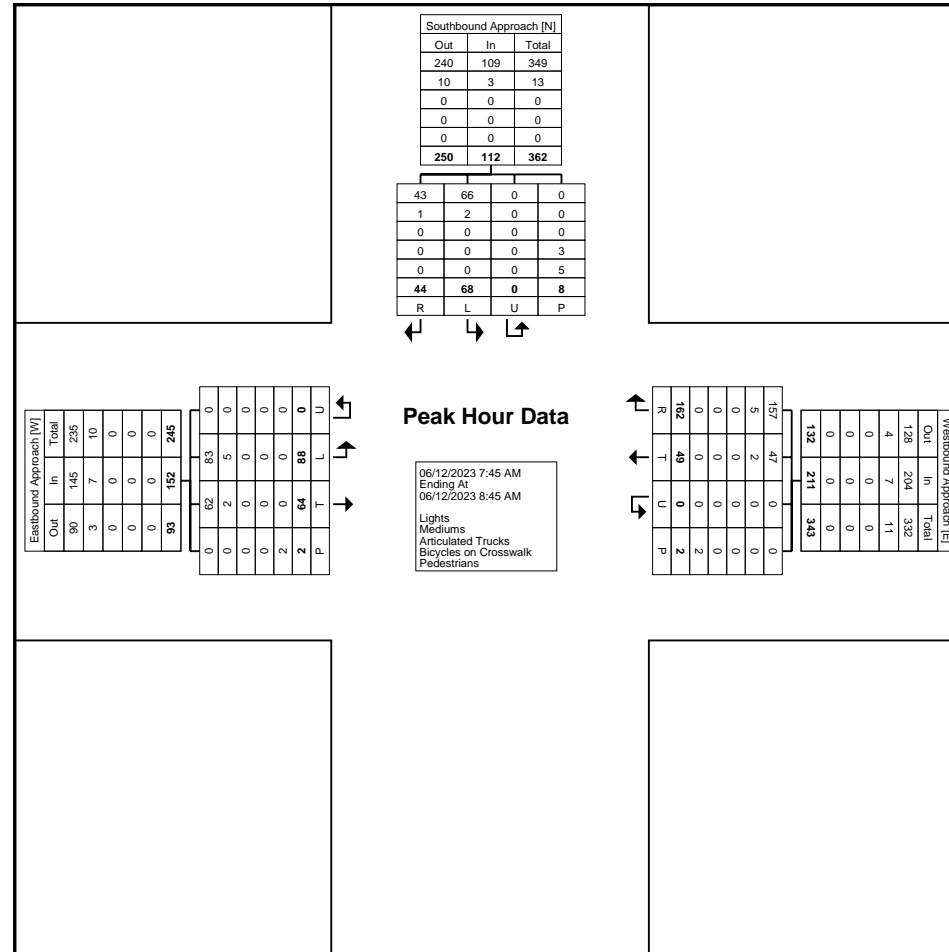
Start Time	Southbound Approach					Westbound Approach					Eastbound Approach					Int. Total
	Right	Left	U-Turn	Peds	App. Total	Right	Thru	U-Turn	Peds	App. Total	Thru	Left	U-Turn	Peds	App. Total	
7:45 AM	7	12	0	2	19	56	6	0	0	62	13	10	0	0	23	104
8:00 AM	15	25	0	1	40	39	12	0	0	51	10	23	0	0	33	124
8:15 AM	11	15	0	4	26	33	23	0	0	56	20	27	0	2	47	129
8:30 AM	11	16	0	1	27	34	8	0	2	42	21	28	0	0	49	118
Total	44	68	0	8	112	162	49	0	2	211	64	88	0	2	152	475
Approach %	39.3	60.7	0.0	-	-	76.8	23.2	0.0	-	-	42.1	57.9	0.0	-	-	-
Total %	9.3	14.3	0.0	-	23.6	34.1	10.3	0.0	-	44.4	13.5	18.5	0.0	-	32.0	-
PHF	0.733	0.680	0.000	-	0.700	0.723	0.533	0.000	-	0.851	0.762	0.786	0.000	-	0.776	0.921
Lights	43	66	0	-	109	157	47	0	-	204	62	83	0	-	145	458
% Lights	97.7	97.1	-	-	97.3	96.9	95.9	-	-	96.7	96.9	94.3	-	-	95.4	96.4
Mediums	1	2	0	-	3	5	2	0	-	7	2	5	0	-	7	17
% Mediums	2.3	2.9	-	-	2.7	3.1	4.1	-	-	3.3	3.1	5.7	-	-	4.6	3.6
Articulated Trucks	0	0	0	-	0	0	0	0	-	0	0	0	0	-	0	0
% Articulated Trucks	0.0	0.0	-	-	0.0	0.0	0.0	-	-	0.0	0.0	0.0	-	-	0.0	0.0
Bicycles on Crosswalk	-	-	-	3	-	-	-	-	0	-	-	-	-	0	-	-
% Bicycles on Crosswalk	-	-	-	37.5	-	-	-	-	0.0	-	-	-	-	0.0	-	-
Pedestrians	-	-	-	5	-	-	-	-	2	-	-	-	-	2	-	-
% Pedestrians	-	-	-	62.5	-	-	-	-	100.0	-	-	-	-	100.0	-	-



City of Lloydminster  
4420-50 Avenue

Lloydminster, Alberta, Canada T9V 0W2  
(780) 875-6184 waguinaldo@lloydminster.ca

Count Name: 23 Street and 53 Street  
Site Code: 2353  
Start Date: 06/12/2023  
Page No: 5



Turning Movement Peak Hour Data Plot (7:45 AM)



City of Lloydminster  
4420-50 Avenue

Lloydminster, Alberta, Canada T9V 0W2  
(780) 875-6184 waguinaldo@lloydminster.ca

Count Name: 23 Street and 53 Street  
Site Code: 2353  
Start Date: 06/12/2023  
Page No: 6

### Turning Movement Peak Hour Data (12:00 PM)

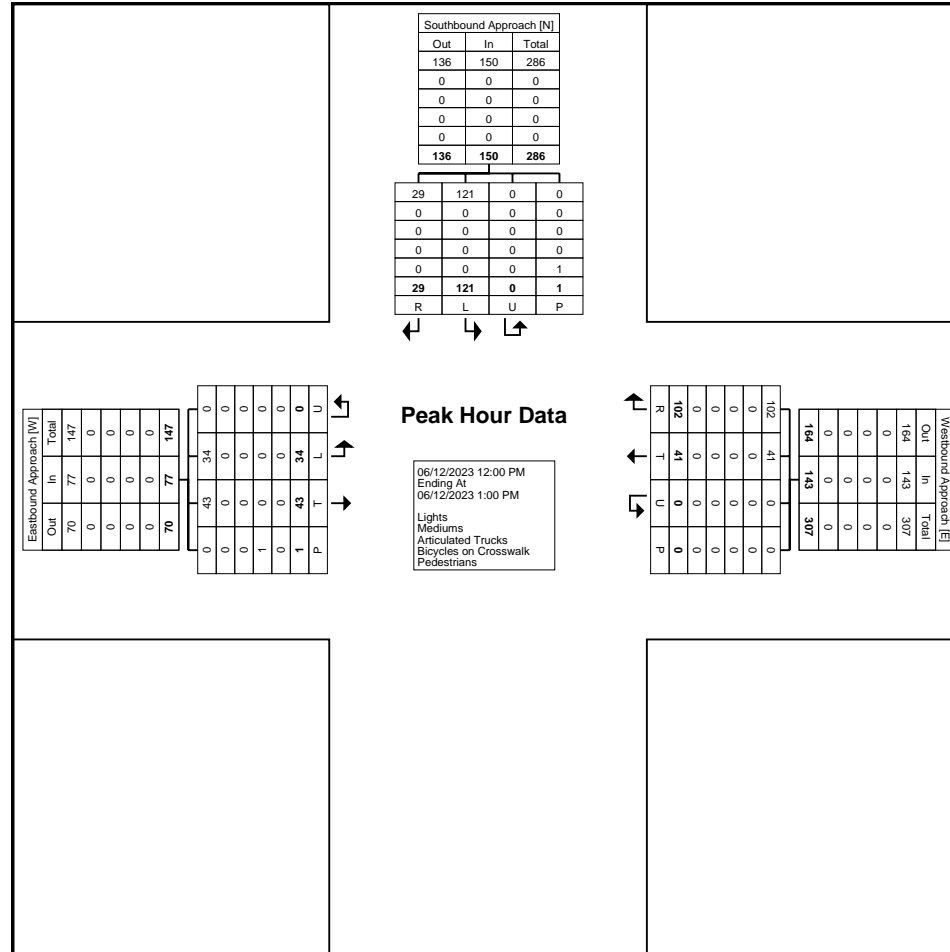
Start Time	Southbound Approach					Westbound Approach					Eastbound Approach					Int. Total
	Right	Left	U-Turn	Peds	App. Total	Right	Thru	U-Turn	Peds	App. Total	Thru	Left	U-Turn	Peds	App. Total	
12:00 PM	7	34	0	1	41	21	15	0	0	36	10	6	0	0	16	93
12:15 PM	9	31	0	0	40	28	15	0	0	43	13	9	0	0	22	105
12:30 PM	5	34	0	0	39	17	7	0	0	24	9	10	0	1	19	82
12:45 PM	8	22	0	0	30	36	4	0	0	40	11	9	0	0	20	90
Total	29	121	0	1	150	102	41	0	0	143	43	34	0	1	77	370
Approach %	19.3	80.7	0.0	-	-	71.3	28.7	0.0	-	-	55.8	44.2	0.0	-	-	-
Total %	7.8	32.7	0.0	-	40.5	27.6	11.1	0.0	-	38.6	11.6	9.2	0.0	-	20.8	-
PHF	0.806	0.890	0.000	-	0.915	0.708	0.683	0.000	-	0.831	0.827	0.850	0.000	-	0.875	0.881
Lights	29	121	0	-	150	102	41	0	-	143	43	34	0	-	77	370
% Lights	100.0	100.0	-	-	100.0	100.0	100.0	-	-	100.0	100.0	100.0	-	-	100.0	100.0
Mediums	0	0	0	-	0	0	0	0	-	0	0	0	0	-	0	0
% Mediums	0.0	0.0	-	-	0.0	0.0	0.0	-	-	0.0	0.0	0.0	-	-	0.0	0.0
Articulated Trucks	0	0	0	-	0	0	0	0	-	0	0	0	0	-	0	0
% Articulated Trucks	0.0	0.0	-	-	0.0	0.0	0.0	-	-	0.0	0.0	0.0	-	-	0.0	0.0
Bicycles on Crosswalk	-	-	-	0	-	-	-	-	0	-	-	-	-	1	-	-
% Bicycles on Crosswalk	-	-	-	0.0	-	-	-	-	-	-	-	-	-	100.0	-	-
Pedestrians	-	-	-	1	-	-	-	-	0	-	-	-	-	0	-	-
% Pedestrians	-	-	-	100.0	-	-	-	-	-	-	-	-	-	0.0	-	-



City of Lloydminster  
4420-50 Avenue

Lloydminster, Alberta, Canada T9V 0W2  
(780) 875-6184 waguinaldo@lloydminster.ca

Count Name: 23 Street and 53 Street  
Site Code: 2353  
Start Date: 06/12/2023  
Page No: 7



Turning Movement Peak Hour Data Plot (12:00 PM)



City of Lloydminster  
4420-50 Avenue

Lloydminster, Alberta, Canada T9V 0W2  
(780) 875-6184 waguinaldo@lloydminster.ca

Count Name: 23 Street and 53 Street  
Site Code: 2353  
Start Date: 06/12/2023  
Page No: 8

### Turning Movement Peak Hour Data (4:30 PM)

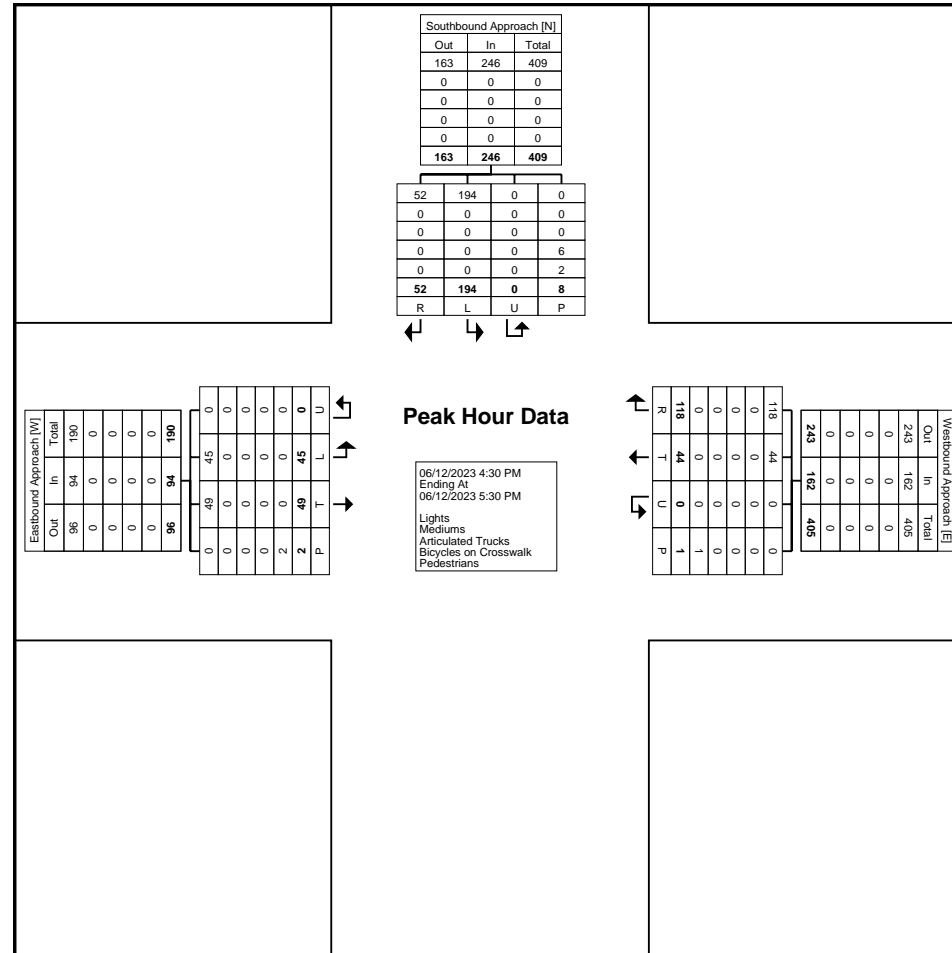
Start Time	Southbound Approach					Westbound Approach					Eastbound Approach					Int. Total
	Right	Left	U-Turn	Peds	App. Total	Right	Thru	U-Turn	Peds	App. Total	Thru	Left	U-Turn	Peds	App. Total	
4:30 PM	10	32	0	2	42	22	15	0	0	37	10	15	0	1	25	104
4:45 PM	18	52	0	3	70	30	12	0	0	42	11	15	0	0	26	138
5:00 PM	14	49	0	3	63	35	9	0	1	44	16	5	0	0	21	128
5:15 PM	10	61	0	0	71	31	8	0	0	39	12	10	0	1	22	132
Total	52	194	0	8	246	118	44	0	1	162	49	45	0	2	94	502
Approach %	21.1	78.9	0.0	-	-	72.8	27.2	0.0	-	-	52.1	47.9	0.0	-	-	-
Total %	10.4	38.6	0.0	-	49.0	23.5	8.8	0.0	-	32.3	9.8	9.0	0.0	-	18.7	-
PHF	0.722	0.795	0.000	-	0.866	0.843	0.733	0.000	-	0.920	0.766	0.750	0.000	-	0.904	0.909
Lights	52	194	0	-	246	118	44	0	-	162	49	45	0	-	94	502
% Lights	100.0	100.0	-	-	100.0	100.0	100.0	-	-	100.0	100.0	100.0	-	-	100.0	100.0
Mediums	0	0	0	-	0	0	0	0	-	0	0	0	0	-	0	0
% Mediums	0.0	0.0	-	-	0.0	0.0	0.0	-	-	0.0	0.0	0.0	-	-	0.0	0.0
Articulated Trucks	0	0	0	-	0	0	0	0	-	0	0	0	0	-	0	0
% Articulated Trucks	0.0	0.0	-	-	0.0	0.0	0.0	-	-	0.0	0.0	0.0	-	-	0.0	0.0
Bicycles on Crosswalk	-	-	-	6	-	-	-	-	0	-	-	-	-	0	-	-
% Bicycles on Crosswalk	-	-	-	75.0	-	-	-	-	0.0	-	-	-	-	0.0	-	-
Pedestrians	-	-	-	2	-	-	-	-	1	-	-	-	-	2	-	-
% Pedestrians	-	-	-	25.0	-	-	-	-	100.0	-	-	-	-	100.0	-	-



City of Lloydminster  
4420-50 Avenue

Lloydminster, Alberta, Canada T9V 0W2  
(780) 875-6184 waguinaldo@lloydminster.ca

Count Name: 23 Street and 53 Street  
Site Code: 2353  
Start Date: 06/12/2023  
Page No: 9



Turning Movement Peak Hour Data Plot (4:30 PM)





City of Lloydminster  
4420-50 Avenue

Lloydminster, Alberta, Canada T9V 0W2  
(780) 875-6184 waguinaldo@lloydminster.ca

Count Name: 26 Street and 53 Avenue  
Site Code: 2653  
Start Date: 06/06/2023  
Page No: 1

### Turning Movement Data

Start Time	Southbound Approach					Northbound Approach					Eastbound Approach					Int. Total
	Right	Thru	U-Turn	Peds	App. Total	Thru	Left	U-Turn	Peds	App. Total	Right	Left	U-Turn	Peds	App. Total	
7:00 AM	0	6	0	0	6	11	0	0	0	11	0	0	0	0	0	17
7:15 AM	0	7	0	0	7	8	0	0	0	8	1	1	0	0	2	17
7:30 AM	0	14	0	0	14	14	1	0	0	15	1	2	0	0	3	32
7:45 AM	0	20	0	0	20	37	0	0	0	37	1	1	0	4	2	59
Hourly Total	0	47	0	0	47	70	1	0	0	71	3	4	0	4	7	125
8:00 AM	0	32	0	0	32	36	0	0	1	36	1	2	0	5	3	71
8:15 AM	1	19	0	0	20	32	0	0	0	32	0	2	0	1	2	54
8:30 AM	1	20	1	0	22	36	0	0	1	36	0	1	0	7	1	59
8:45 AM	1	19	0	0	20	24	0	0	1	24	1	1	0	0	2	46
Hourly Total	3	90	1	0	94	128	0	0	3	128	2	6	0	13	8	230
*** BREAK ***	-	-	-	-	-	-	-	-	-	-	-	-	-	-	-	-
11:30 AM	1	17	0	0	18	25	0	0	0	25	0	0	0	0	0	43
11:45 AM	1	23	0	0	24	17	1	0	0	18	1	3	0	0	4	46
Hourly Total	2	40	0	0	42	42	1	0	0	43	1	3	0	0	4	89
12:00 PM	0	26	0	0	26	39	0	0	0	39	1	0	0	3	1	66
12:15 PM	1	26	0	0	27	33	1	0	0	34	2	0	0	0	2	63
12:30 PM	2	21	0	0	23	18	2	0	0	20	1	3	0	0	4	47
12:45 PM	2	27	0	0	29	33	0	0	0	33	2	0	0	1	2	64
Hourly Total	5	100	0	0	105	123	3	0	0	126	6	3	0	4	9	240
1:00 PM	0	32	0	0	32	25	0	0	0	25	1	0	0	1	1	58
1:15 PM	1	17	1	0	19	29	1	0	0	30	0	0	0	0	0	49
*** BREAK ***	-	-	-	-	-	-	-	-	-	-	-	-	-	-	-	-
Hourly Total	1	49	1	0	51	54	1	0	0	55	1	0	0	1	1	107
4:00 PM	1	27	0	0	28	19	3	0	5	22	0	0	0	3	0	50
4:15 PM	3	35	0	2	38	16	0	0	2	16	0	1	0	2	1	55
4:30 PM	0	40	0	0	40	29	1	0	1	30	0	1	0	0	1	71
4:45 PM	1	40	0	0	41	45	0	0	0	45	2	0	0	0	2	88
Hourly Total	5	142	0	2	147	109	4	0	8	113	2	2	0	5	4	264
5:00 PM	3	43	0	0	46	42	2	0	2	44	0	2	0	0	2	92
5:15 PM	2	46	0	0	48	37	1	1	1	39	1	0	0	3	1	88
5:30 PM	0	29	0	0	29	31	1	1	0	33	1	0	0	0	1	63
5:45 PM	1	36	0	0	37	35	3	0	3	38	0	4	0	0	4	79
Hourly Total	6	154	0	0	160	145	7	2	6	154	2	6	0	3	8	322
Grand Total	22	622	2	2	646	671	17	2	17	690	17	24	0	30	41	1377
Approach %	3.4	96.3	0.3	-	-	97.2	2.5	0.3	-	-	41.5	58.5	0.0	-	-	-
Total %	1.6	45.2	0.1	-	46.9	48.7	1.2	0.1	-	50.1	1.2	1.7	0.0	-	3.0	-


Lights	22	609	2	-	633	664	16	2	-	682	17	24	0	-	41	1356
% Lights	100.0	97.9	100.0	-	98.0	99.0	94.1	100.0	-	98.8	100.0	100.0	-	-	100.0	98.5
Mediums	0	13	0	-	13	7	1	0	-	8	0	0	0	-	0	21
% Mediums	0.0	2.1	0.0	-	2.0	1.0	5.9	0.0	-	1.2	0.0	0.0	-	-	0.0	1.5
Articulated Trucks	0	0	0	-	0	0	0	0	-	0	0	0	0	-	0	0
% Articulated Trucks	0.0	0.0	0.0	-	0.0	0.0	0.0	0.0	-	0.0	0.0	0.0	-	-	0.0	0.0
Bicycles on Crosswalk	-	-	-	0	-	-	-	-	4	-	-	-	-	10	-	-
% Bicycles on Crosswalk	-	-	-	0.0	-	-	-	-	23.5	-	-	-	-	33.3	-	-
Pedestrians	-	-	-	2	-	-	-	-	13	-	-	-	-	20	-	-
% Pedestrians	-	-	-	100.0	-	-	-	-	76.5	-	-	-	-	66.7	-	-



City of Lloydminster  
4420-50 Avenue

Lloydminster, Alberta, Canada T9V 0W2  
(780) 875-6184 waguinaldo@lloydminster.ca

Count Name: 26 Street and 53 Avenue  
Site Code: 2653  
Start Date: 06/06/2023  
Page No: 3





City of Lloydminster  
4420-50 Avenue

Lloydminster, Alberta, Canada T9V 0W2  
(780) 875-6184 waguinaldo@lloydminster.ca

Count Name: 26 Street and 53 Avenue  
Site Code: 2653  
Start Date: 06/06/2023  
Page No: 4

### Turning Movement Peak Hour Data (7:45 AM)

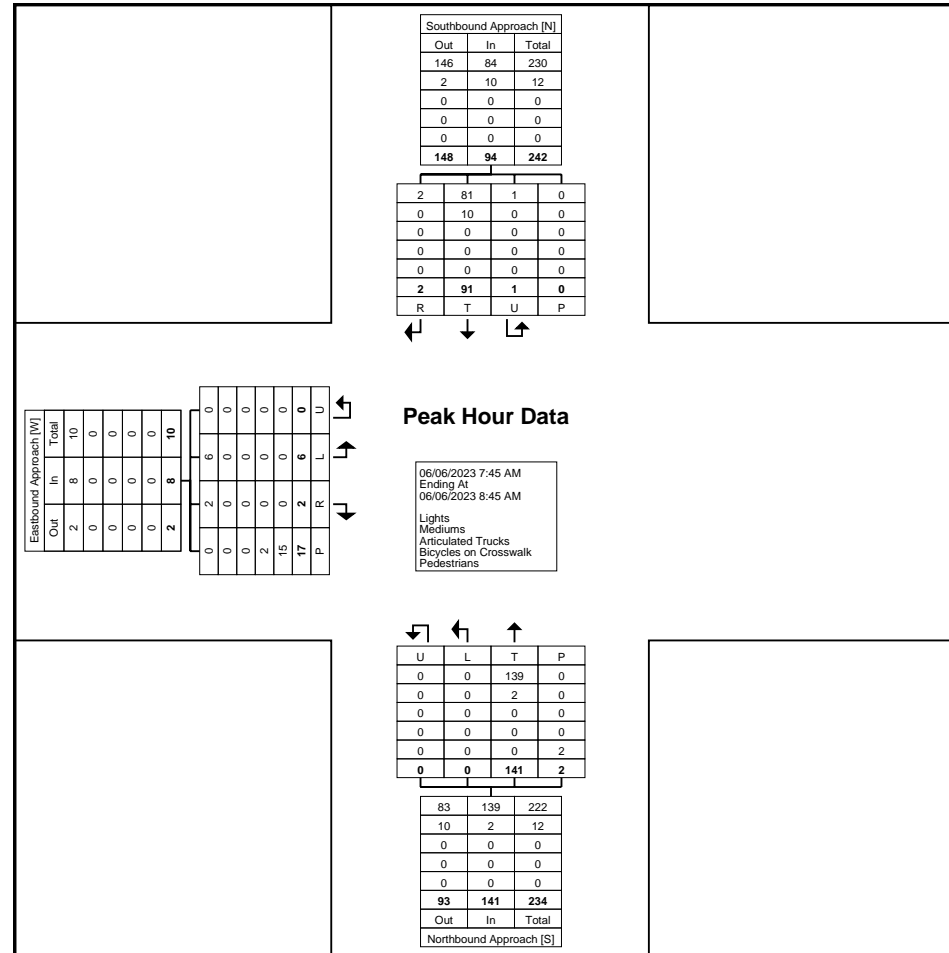
Start Time	Southbound Approach					Northbound Approach					Eastbound Approach					Int. Total
	Right	Thru	U-Turn	Peds	App. Total	Thru	Left	U-Turn	Peds	App. Total	Right	Left	U-Turn	Peds	App. Total	
7:45 AM	0	20	0	0	20	37	0	0	0	37	1	1	0	4	2	59
8:00 AM	0	32	0	0	32	36	0	0	1	36	1	2	0	5	3	71
8:15 AM	1	19	0	0	20	32	0	0	0	32	0	2	0	1	2	54
8:30 AM	1	20	1	0	22	36	0	0	1	36	0	1	0	7	1	59
Total	2	91	1	0	94	141	0	0	2	141	2	6	0	17	8	243
Approach %	2.1	96.8	1.1	-	-	100.0	0.0	0.0	-	-	25.0	75.0	0.0	-	-	-
Total %	0.8	37.4	0.4	-	38.7	58.0	0.0	0.0	-	58.0	0.8	2.5	0.0	-	3.3	-
PHF	0.500	0.711	0.250	-	0.734	0.953	0.000	0.000	-	0.953	0.500	0.750	0.000	-	0.667	0.856
Lights	2	81	1	-	84	139	0	0	-	139	2	6	0	-	8	231
% Lights	100.0	89.0	100.0	-	89.4	98.6	-	-	-	98.6	100.0	100.0	-	-	100.0	95.1
Mediums	0	10	0	-	10	2	0	0	-	2	0	0	0	-	0	12
% Mediums	0.0	11.0	0.0	-	10.6	1.4	-	-	-	1.4	0.0	0.0	-	-	0.0	4.9
Articulated Trucks	0	0	0	-	0	0	0	0	-	0	0	0	0	-	0	0
% Articulated Trucks	0.0	0.0	0.0	-	0.0	0.0	-	-	-	0.0	0.0	0.0	-	-	0.0	0.0
Bicycles on Crosswalk	-	-	-	0	-	-	-	-	0	-	-	-	-	2	-	-
% Bicycles on Crosswalk	-	-	-	-	-	-	-	-	0.0	-	-	-	-	11.8	-	-
Pedestrians	-	-	-	0	-	-	-	-	2	-	-	-	-	15	-	-
% Pedestrians	-	-	-	-	-	-	-	-	100.0	-	-	-	-	88.2	-	-



City of Lloydminster  
4420-50 Avenue

Lloydminster, Alberta, Canada T9V 0W2  
(780) 875-6184 waguinaldo@lloydminster.ca

Count Name: 26 Street and 53 Avenue  
Site Code: 2653  
Start Date: 06/06/2023  
Page No: 5



Turning Movement Peak Hour Data Plot (7:45 AM)



City of Lloydminster  
4420-50 Avenue

Lloydminster, Alberta, Canada T9V 0W2  
(780) 875-6184 waguinaldo@lloydminster.ca

Count Name: 26 Street and 53 Avenue  
Site Code: 2653  
Start Date: 06/06/2023  
Page No: 6

### Turning Movement Peak Hour Data (12:00 PM)

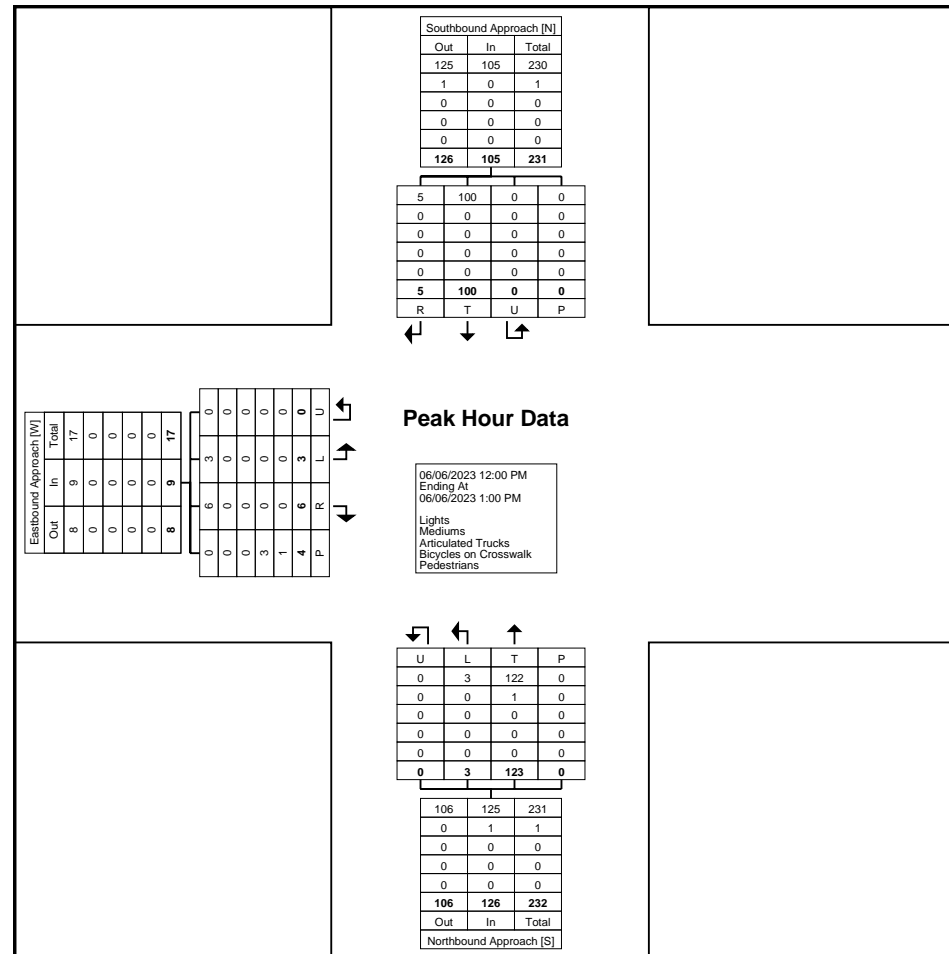
Start Time	Southbound Approach					Northbound Approach					Eastbound Approach					Int. Total
	Right	Thru	U-Turn	Peds	App. Total	Thru	Left	U-Turn	Peds	App. Total	Right	Left	U-Turn	Peds	App. Total	
12:00 PM	0	26	0	0	26	39	0	0	0	39	1	0	0	3	1	66
12:15 PM	1	26	0	0	27	33	1	0	0	34	2	0	0	0	2	63
12:30 PM	2	21	0	0	23	18	2	0	0	20	1	3	0	0	4	47
12:45 PM	2	27	0	0	29	33	0	0	0	33	2	0	0	1	2	64
Total	5	100	0	0	105	123	3	0	0	126	6	3	0	4	9	240
Approach %	4.8	95.2	0.0	-	-	97.6	2.4	0.0	-	-	66.7	33.3	0.0	-	-	-
Total %	2.1	41.7	0.0	-	43.8	51.3	1.3	0.0	-	52.5	2.5	1.3	0.0	-	3.8	-
PHF	0.625	0.926	0.000	-	0.905	0.788	0.375	0.000	-	0.808	0.750	0.250	0.000	-	0.563	0.909
Lights	5	100	0	-	105	122	3	0	-	125	6	3	0	-	9	239
% Lights	100.0	100.0	-	-	100.0	99.2	100.0	-	-	99.2	100.0	100.0	-	-	100.0	99.6
Mediums	0	0	0	-	0	1	0	0	-	1	0	0	0	-	0	1
% Mediums	0.0	0.0	-	-	0.0	0.8	0.0	-	-	0.8	0.0	0.0	-	-	0.0	0.4
Articulated Trucks	0	0	0	-	0	0	0	0	-	0	0	0	0	-	0	0
% Articulated Trucks	0.0	0.0	-	-	0.0	0.0	0.0	-	-	0.0	0.0	0.0	-	-	0.0	0.0
Bicycles on Crosswalk	-	-	-	0	-	-	-	-	0	-	-	-	-	3	-	-
% Bicycles on Crosswalk	-	-	-	-	-	-	-	-	-	-	-	-	-	75.0	-	-
Pedestrians	-	-	-	0	-	-	-	-	0	-	-	-	-	1	-	-
% Pedestrians	-	-	-	-	-	-	-	-	-	-	-	-	-	25.0	-	-



City of Lloydminster  
4420-50 Avenue

Lloydminster, Alberta, Canada T9V 0W2  
(780) 875-6184 waguinaldo@lloydminster.ca

Count Name: 26 Street and 53 Avenue  
Site Code: 2653  
Start Date: 06/06/2023  
Page No: 7



Turning Movement Peak Hour Data Plot (12:00 PM)



City of Lloydminster  
4420-50 Avenue

Lloydminster, Alberta, Canada T9V 0W2  
(780) 875-6184 waguinaldo@lloydminster.ca

Count Name: 26 Street and 53 Avenue  
Site Code: 2653  
Start Date: 06/06/2023  
Page No: 8

### Turning Movement Peak Hour Data (4:30 PM)

Start Time	Southbound Approach					Northbound Approach					Eastbound Approach					Int. Total
	Right	Thru	U-Turn	Peds	App. Total	Thru	Left	U-Turn	Peds	App. Total	Right	Left	U-Turn	Peds	App. Total	
4:30 PM	0	40	0	0	40	29	1	0	1	30	0	1	0	0	1	71
4:45 PM	1	40	0	0	41	45	0	0	0	45	2	0	0	0	2	88
5:00 PM	3	43	0	0	46	42	2	0	2	44	0	2	0	0	2	92
5:15 PM	2	46	0	0	48	37	1	1	1	39	1	0	0	3	1	88
Total	6	169	0	0	175	153	4	1	4	158	3	3	0	3	6	339
Approach %	3.4	96.6	0.0	-	-	96.8	2.5	0.6	-	-	50.0	50.0	0.0	-	-	-
Total %	1.8	49.9	0.0	-	51.6	45.1	1.2	0.3	-	46.6	0.9	0.9	0.0	-	1.8	-
PHF	0.500	0.918	0.000	-	0.911	0.850	0.500	0.250	-	0.878	0.375	0.375	0.000	-	0.750	0.921
Lights	6	169	0	-	175	153	4	1	-	158	3	3	0	-	6	339
% Lights	100.0	100.0	-	-	100.0	100.0	100.0	100.0	-	100.0	100.0	100.0	-	-	100.0	100.0
Mediums	0	0	0	-	0	0	0	0	-	0	0	0	0	-	0	0
% Mediums	0.0	0.0	-	-	0.0	0.0	0.0	0.0	-	0.0	0.0	0.0	-	-	0.0	0.0
Articulated Trucks	0	0	0	-	0	0	0	0	-	0	0	0	0	-	0	0
% Articulated Trucks	0.0	0.0	-	-	0.0	0.0	0.0	0.0	-	0.0	0.0	0.0	-	-	0.0	0.0
Bicycles on Crosswalk	-	-	-	0	-	-	-	-	1	-	-	-	-	3	-	-
% Bicycles on Crosswalk	-	-	-	-	-	-	-	-	25.0	-	-	-	-	100.0	-	-
Pedestrians	-	-	-	0	-	-	-	-	3	-	-	-	-	0	-	-
% Pedestrians	-	-	-	-	-	-	-	-	75.0	-	-	-	-	0.0	-	-

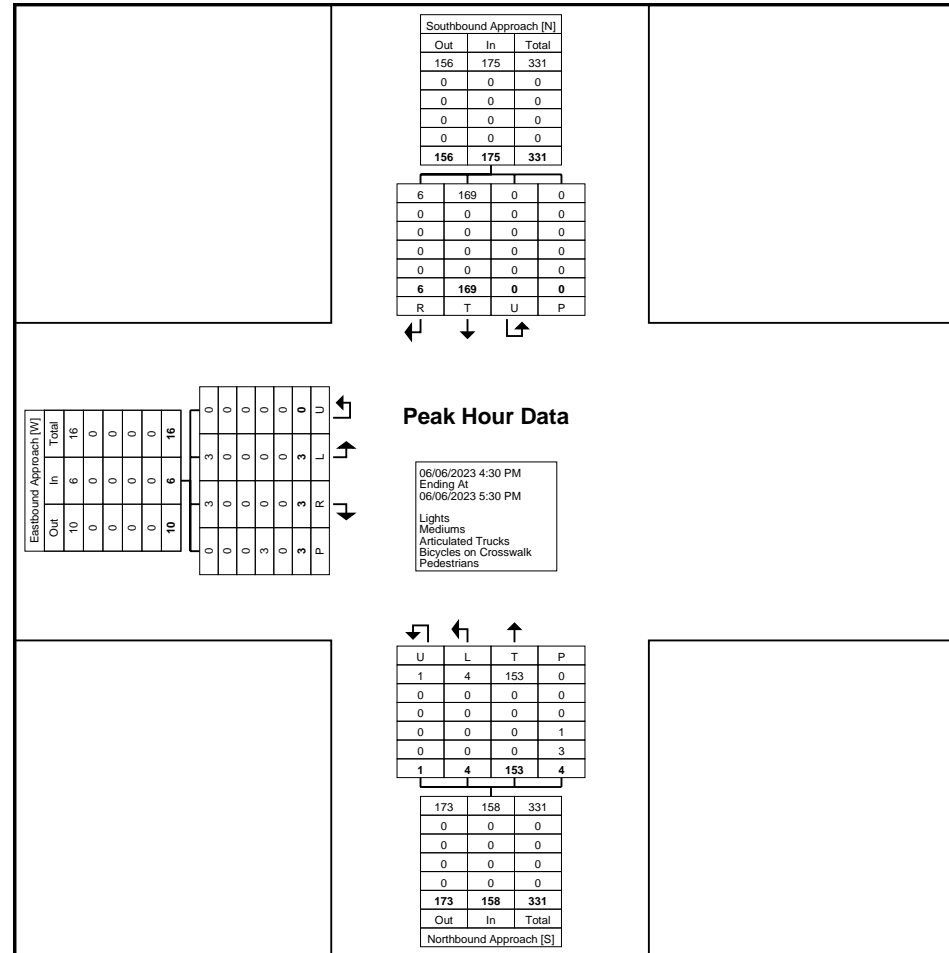




City of Lloydminster  
4420-50 Avenue

Lloydminster, Alberta, Canada T9V 0W2  
(780) 875-6184 waguinaldo@lloydminster.ca

Count Name: 26 Street and 53 Avenue  
Site Code: 2653  
Start Date: 06/06/2023  
Page No: 9



Turning Movement Peak Hour Data Plot (4:30 PM)



City of Lloydminster  
4420-50 Avenue

Lloydminster, Alberta, Canada T9V 0W2  
(780) 875-6184 waguinaldo@lloydminster.ca

Count Name: 27 Street and 53 Avenue  
Site Code: 2753  
Start Date: 06/06/2023  
Page No: 1

### Turning Movement Data

Start Time	Southbound Approach Southbound						Westbound Approach Westbound						Northbound Approach Northbound						Eastbound Approach Eastbound						Int. Total
	Right	Thru	Left	U-Turn	Peds	App. Total	Right	Thru	Left	U-Turn	Peds	App. Total	Right	Thru	Left	U-Turn	Peds	App. Total	Right	Thru	Left	U-Turn	Peds	App. Total	
7:00 AM	1	5	0	0	0	6	0	3	2	0	0	5	6	3	1	0	1	10	2	5	0	0	0	7	28
7:15 AM	1	2	1	0	0	4	0	1	0	0	0	1	6	1	2	0	0	9	3	6	1	0	0	10	24
7:30 AM	0	3	2	0	0	5	1	6	9	0	0	16	11	3	6	0	0	20	5	10	0	0	0	15	56
7:45 AM	0	5	1	0	0	6	0	5	10	0	0	15	34	7	5	0	0	46	8	17	1	0	0	26	93
Hourly Total	2	15	4	0	0	21	1	15	21	0	0	37	57	14	14	0	1	85	18	38	2	0	0	58	201
8:00 AM	1	1	2	0	2	4	1	13	9	0	1	23	23	3	6	0	0	32	16	14	0	0	0	30	89
8:15 AM	1	4	3	0	5	8	0	19	10	0	1	29	20	6	6	0	0	32	8	28	0	0	2	36	105
8:30 AM	0	2	3	0	0	5	2	14	9	0	0	25	24	12	5	0	0	41	8	13	0	0	0	21	92
8:45 AM	0	0	0	0	0	0	0	4	12	0	0	16	12	6	7	0	1	25	6	11	0	0	0	17	58
Hourly Total	2	7	8	0	7	17	3	50	40	0	2	93	79	27	24	0	1	130	38	66	0	0	2	104	344
*** BREAK ***	-	-	-	-	-	-	-	-	-	-	-	-	-	-	-	-	-	-	-	-	-	-	-	-	-
11:30 AM	0	3	1	0	0	4	0	11	14	0	3	25	13	7	2	0	0	22	7	20	0	0	0	27	78
11:45 AM	0	0	1	0	0	1	0	16	18	0	1	34	19	1	4	0	0	24	3	10	0	0	0	13	72
Hourly Total	0	3	2	0	0	5	0	27	32	0	4	59	32	8	6	0	0	46	10	30	0	0	0	40	150
12:00 PM	0	2	0	0	0	2	0	11	16	0	0	27	22	10	8	0	1	40	6	12	0	0	0	18	87
12:15 PM	1	2	0	0	0	3	0	16	19	0	2	35	15	9	5	0	0	29	4	5	0	0	0	9	76
12:30 PM	0	4	2	0	0	6	0	7	13	0	0	20	10	5	4	0	0	19	12	8	0	0	0	20	65
12:45 PM	0	7	1	0	0	8	1	11	12	0	1	24	26	1	7	0	0	34	11	11	0	0	0	22	88
Hourly Total	1	15	3	0	0	19	1	45	60	0	3	106	73	25	24	0	1	122	33	36	0	0	0	69	316
1:00 PM	1	2	0	0	0	3	1	22	20	0	1	43	17	12	3	0	0	32	8	11	0	0	4	19	97
1:15 PM	0	0	2	0	0	2	1	13	13	0	0	27	12	6	4	0	0	22	3	11	0	0	0	14	65
*** BREAK ***	-	-	-	-	-	-	-	-	-	-	-	-	-	-	-	-	-	-	-	-	-	-	-	-	-
Hourly Total	1	2	2	0	0	5	2	35	33	0	1	70	29	18	7	0	0	54	11	22	0	0	4	33	162
4:00 PM	0	1	0	0	0	1	1	16	25	0	0	42	15	4	3	0	2	22	8	9	0	0	0	17	82
4:15 PM	0	3	1	0	0	4	0	31	25	0	1	56	9	6	2	0	3	17	7	13	0	0	0	20	97
4:30 PM	0	3	0	0	0	3	0	34	39	0	0	73	26	5	2	0	2	33	2	13	0	0	1	15	124
4:45 PM	0	1	1	0	1	2	0	31	28	0	1	59	24	10	7	0	1	41	11	15	1	0	0	27	129
Hourly Total	0	8	2	0	1	10	1	112	117	0	2	230	74	25	14	0	8	113	28	50	1	0	1	79	432
5:00 PM	1	4	4	0	1	9	0	22	26	0	0	48	31	10	6	0	0	47	14	10	0	0	0	24	128
5:15 PM	0	2	3	0	1	5	2	13	40	0	0	55	22	8	3	0	0	33	7	20	1	0	0	28	121
5:30 PM	1	1	1	0	0	3	0	18	20	0	2	38	23	8	7	0	5	38	7	11	0	0	0	18	97
5:45 PM	0	5	1	0	0	6	1	13	24	0	0	38	20	9	2	0	1	31	5	15	0	0	0	20	95
Hourly Total	2	12	9	0	2	23	3	66	110	0	2	179	96	35	18	0	6	149	33	56	1	0	0	90	441
Grand Total	8	62	30	0	10	100	11	350	413	0	14	774	440	152	107	0	17	699	171	298	4	0	7	473	2046
Approach %	8.0	62.0	30.0	0.0	-	-	1.4	45.2	53.4	0.0	-	-	62.9	21.7	15.3	0.0	-	-	36.2	63.0	0.8	0.0	-	-	-

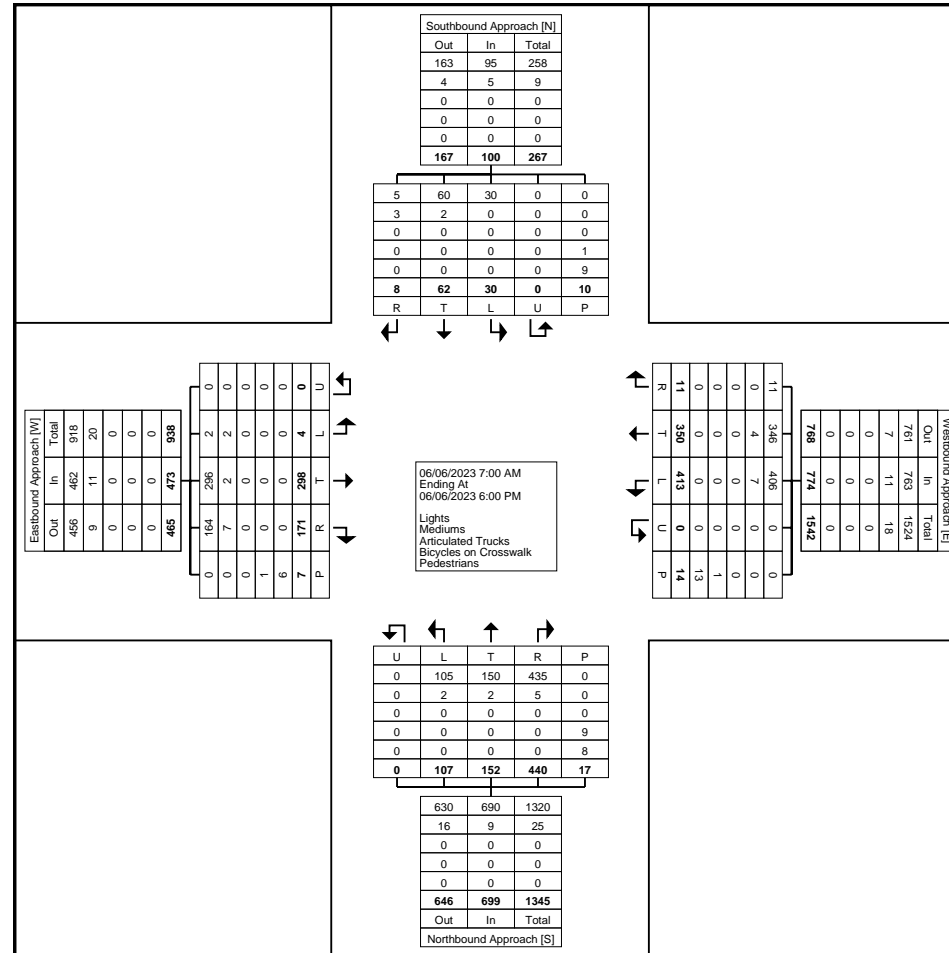
Total %	0.4	3.0	1.5	0.0	-	4.9	0.5	17.1	20.2	0.0	-	37.8	21.5	7.4	5.2	0.0	-	34.2	8.4	14.6	0.2	0.0	-	23.1	-
Lights	5	60	30	0	-	95	11	346	406	0	-	763	435	150	105	0	-	690	164	296	2	0	-	462	2010
% Lights	62.5	96.8	100.0	-	-	95.0	100.0	98.9	98.3	-	-	98.6	98.9	98.7	98.1	-	-	98.7	95.9	99.3	50.0	-	-	97.7	98.2
Mediums	3	2	0	0	-	5	0	4	7	0	-	11	5	2	2	0	-	9	7	2	2	0	-	11	36
% Mediums	37.5	3.2	0.0	-	-	5.0	0.0	1.1	1.7	-	-	1.4	1.1	1.3	1.9	-	-	1.3	4.1	0.7	50.0	-	-	2.3	1.8
Articulated Trucks	0	0	0	0	-	0	0	0	0	0	-	0	0	0	0	0	-	0	0	0	0	0	-	0	0
% Articulated Trucks	0.0	0.0	0.0	-	-	0.0	0.0	0.0	0.0	-	-	0.0	0.0	0.0	0.0	-	-	0.0	0.0	0.0	0.0	-	-	0.0	0.0
Bicycles on Crosswalk	-	-	-	-	1	-	-	-	-	-	1	-	-	-	-	-	9	-	-	-	-	-	1	-	-
% Bicycles on Crosswalk	-	-	-	-	10.0	-	-	-	-	-	7.1	-	-	-	-	-	52.9	-	-	-	-	-	14.3	-	-
Pedestrians	-	-	-	-	9	-	-	-	-	-	13	-	-	-	-	-	8	-	-	-	-	-	6	-	-
% Pedestrians	-	-	-	-	90.0	-	-	-	-	-	92.9	-	-	-	-	-	47.1	-	-	-	-	-	85.7	-	-



City of Lloydminster  
4420-50 Avenue

Lloydminster, Alberta, Canada T9V 0W2  
(780) 875-6184 waguinaldo@lloydminster.ca

Count Name: 27 Street and 53 Avenue  
Site Code: 2753  
Start Date: 06/06/2023  
Page No: 3



Turning Movement Data Plot



City of Lloydminster  
4420-50 Avenue

Lloydminster, Alberta, Canada T9V 0W2  
(780) 875-6184 waguinaldo@lloydminster.ca

Count Name: 27 Street and 53 Avenue  
Site Code: 2753  
Start Date: 06/06/2023  
Page No: 4

### Turning Movement Peak Hour Data (7:45 AM)

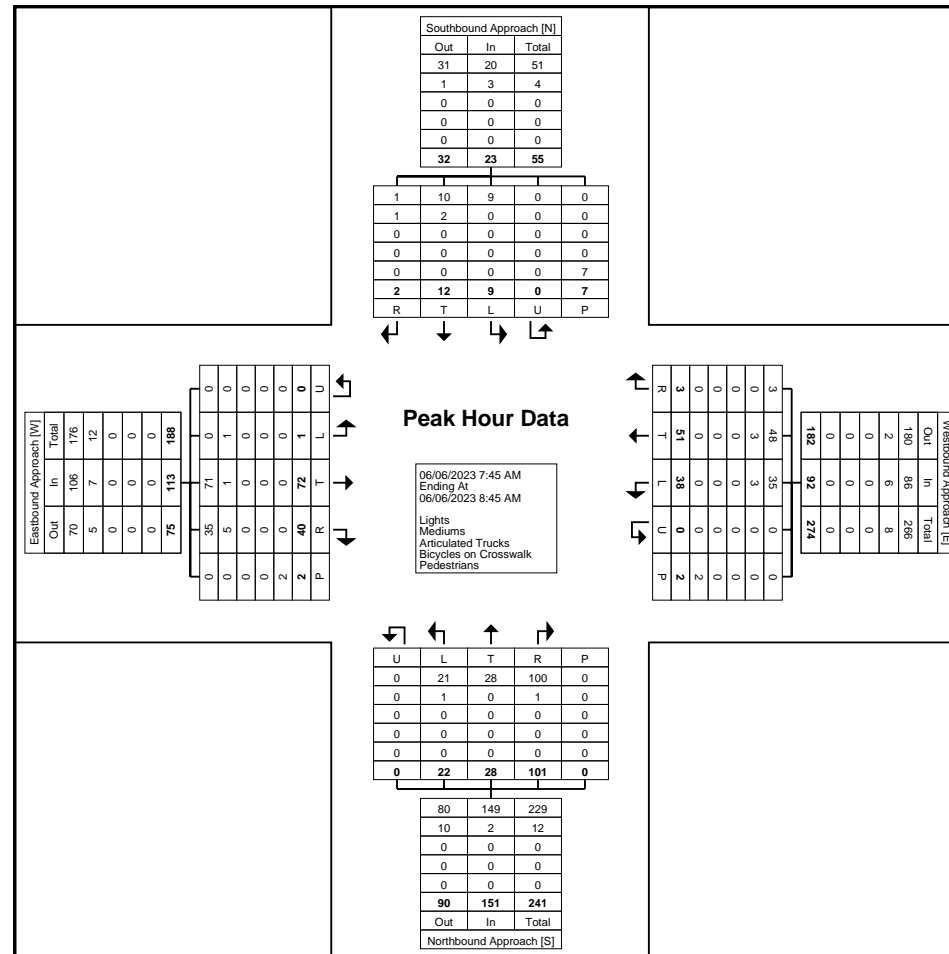
Start Time	Southbound Approach Southbound						Westbound Approach Westbound						Northbound Approach Northbound						Eastbound Approach Eastbound						Int. Total
	Right	Thru	Left	U-Turn	Peds	App. Total	Right	Thru	Left	U-Turn	Peds	App. Total	Right	Thru	Left	U-Turn	Peds	App. Total	Right	Thru	Left	U-Turn	Peds	App. Total	
7:45 AM	0	5	1	0	0	6	0	5	10	0	0	15	34	7	5	0	0	46	8	17	1	0	0	26	93
8:00 AM	1	1	2	0	2	4	1	13	9	0	1	23	23	3	6	0	0	32	16	14	0	0	0	30	89
8:15 AM	1	4	3	0	5	8	0	19	10	0	1	29	20	6	6	0	0	32	8	28	0	0	2	36	105
8:30 AM	0	2	3	0	0	5	2	14	9	0	0	25	24	12	5	0	0	41	8	13	0	0	0	21	92
Total	2	12	9	0	7	23	3	51	38	0	2	92	101	28	22	0	0	151	40	72	1	0	2	113	379
Approach %	8.7	52.2	39.1	0.0	-	-	3.3	55.4	41.3	0.0	-	-	66.9	18.5	14.6	0.0	-	-	35.4	63.7	0.9	0.0	-	-	-
Total %	0.5	3.2	2.4	0.0	-	6.1	0.8	13.5	10.0	0.0	-	24.3	26.6	7.4	5.8	0.0	-	39.8	10.6	19.0	0.3	0.0	-	29.8	-
PHF	0.500	0.600	0.750	0.000	-	0.719	0.375	0.671	0.950	0.000	-	0.793	0.743	0.583	0.917	0.000	-	0.821	0.625	0.643	0.250	0.000	-	0.785	0.902
Lights	1	10	9	0	-	20	3	48	35	0	-	86	100	28	21	0	-	149	35	71	0	0	-	106	361
% Lights	50.0	83.3	100.0	-	-	87.0	100.0	94.1	92.1	-	-	93.5	99.0	100.0	95.5	-	-	98.7	87.5	98.6	0.0	-	-	93.8	95.3
Mediums	1	2	0	0	-	3	0	3	3	0	-	6	1	0	1	0	-	2	5	1	1	0	-	7	18
% Mediums	50.0	16.7	0.0	-	-	13.0	0.0	5.9	7.9	-	-	6.5	1.0	0.0	4.5	-	-	1.3	12.5	1.4	100.0	-	-	6.2	4.7
Articulated Trucks	0	0	0	0	-	0	0	0	0	0	-	0	0	0	0	0	-	0	0	0	0	0	-	0	0
% Articulated Trucks	0.0	0.0	0.0	-	-	0.0	0.0	0.0	0.0	-	-	0.0	0.0	0.0	0.0	-	-	0.0	0.0	0.0	0.0	-	-	0.0	0.0
Bicycles on Crosswalk	-	-	-	-	0	-	-	-	-	-	0	-	-	-	-	-	0	-	-	-	-	-	0	-	-
% Bicycles on Crosswalk	-	-	-	-	0.0	-	-	-	-	-	0.0	-	-	-	-	-	-	-	-	-	-	-	0.0	-	-
Pedestrians	-	-	-	-	7	-	-	-	-	-	2	-	-	-	-	-	0	-	-	-	-	-	2	-	-
% Pedestrians	-	-	-	-	100.0	-	-	-	-	-	100.0	-	-	-	-	-	-	-	-	-	-	-	100.0	-	-



City of Lloydminster  
4420-50 Avenue

Lloydminster, Alberta, Canada T9V 0W2  
(780) 875-6184 waguinaldo@lloydminster.ca

Count Name: 27 Street and 53 Avenue  
Site Code: 2753  
Start Date: 06/06/2023  
Page No: 5



Turning Movement Peak Hour Data Plot (7:45 AM)



City of Lloydminster  
4420-50 Avenue

Lloydminster, Alberta, Canada T9V 0W2  
(780) 875-6184 waguinaldo@lloydminster.ca

Count Name: 27 Street and 53 Avenue  
Site Code: 2753  
Start Date: 06/06/2023  
Page No: 6

### Turning Movement Peak Hour Data (12:15 PM)

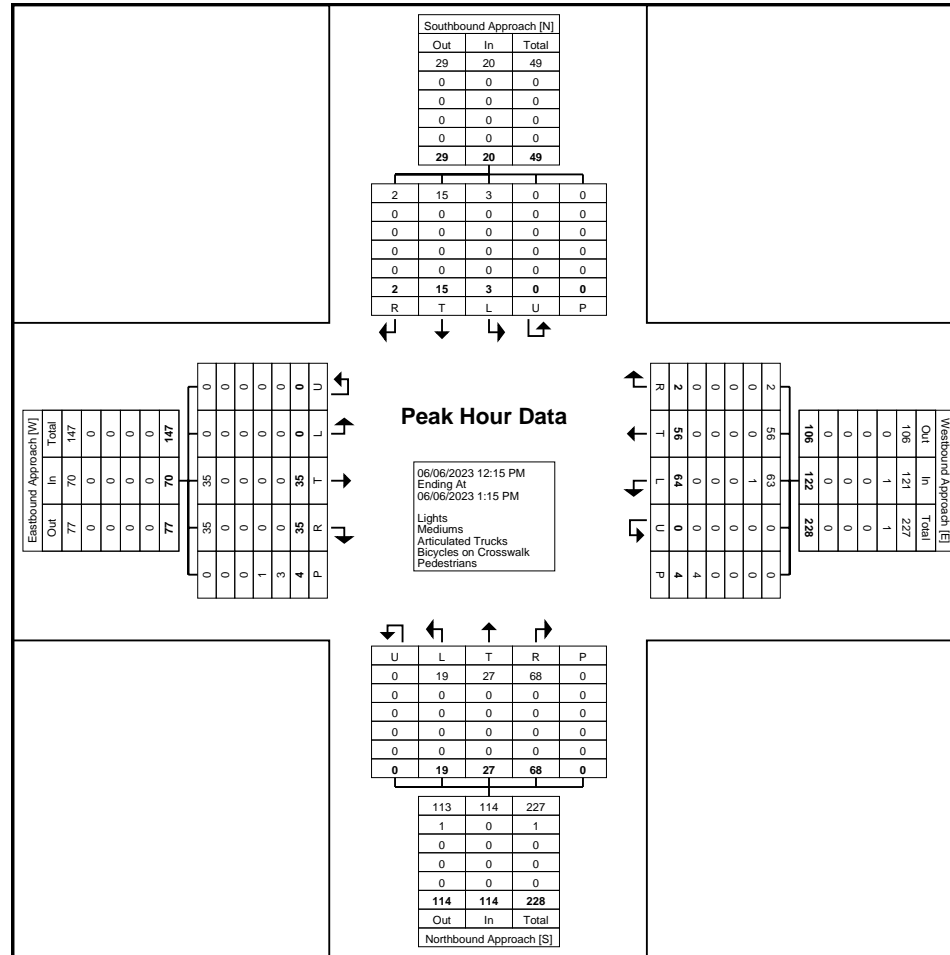
Start Time	Southbound Approach Southbound						Westbound Approach Westbound						Northbound Approach Northbound						Eastbound Approach Eastbound						Int. Total
	Right	Thru	Left	U-Turn	Peds	App. Total	Right	Thru	Left	U-Turn	Peds	App. Total	Right	Thru	Left	U-Turn	Peds	App. Total	Right	Thru	Left	U-Turn	Peds	App. Total	
12:15 PM	1	2	0	0	0	3	0	16	19	0	2	35	15	9	5	0	0	29	4	5	0	0	0	9	76
12:30 PM	0	4	2	0	0	6	0	7	13	0	0	20	10	5	4	0	0	19	12	8	0	0	0	20	65
12:45 PM	0	7	1	0	0	8	1	11	12	0	1	24	26	1	7	0	0	34	11	11	0	0	0	22	88
1:00 PM	1	2	0	0	0	3	1	22	20	0	1	43	17	12	3	0	0	32	8	11	0	0	4	19	97
<b>Total</b>	<b>2</b>	<b>15</b>	<b>3</b>	<b>0</b>	<b>0</b>	<b>20</b>	<b>2</b>	<b>56</b>	<b>64</b>	<b>0</b>	<b>4</b>	<b>122</b>	<b>68</b>	<b>27</b>	<b>19</b>	<b>0</b>	<b>0</b>	<b>114</b>	<b>35</b>	<b>35</b>	<b>0</b>	<b>0</b>	<b>4</b>	<b>70</b>	<b>326</b>
Approach %	10.0	75.0	15.0	0.0	-	-	1.6	45.9	52.5	0.0	-	-	59.6	23.7	16.7	0.0	-	-	50.0	50.0	0.0	0.0	-	-	-
Total %	0.6	4.6	0.9	0.0	-	6.1	0.6	17.2	19.6	0.0	-	37.4	20.9	8.3	5.8	0.0	-	35.0	10.7	10.7	0.0	0.0	-	21.5	-
PHF	0.500	0.536	0.375	0.000	-	0.625	0.500	0.636	0.800	0.000	-	0.709	0.654	0.563	0.679	0.000	-	0.838	0.729	0.795	0.000	0.000	-	0.795	0.840
Lights	2	15	3	0	-	20	2	56	63	0	-	121	68	27	19	0	-	114	35	35	0	0	-	70	325
% Lights	100.0	100.0	100.0	-	-	100.0	100.0	100.0	98.4	-	-	99.2	100.0	100.0	100.0	-	-	100.0	100.0	100.0	-	-	-	100.0	99.7
Mediums	0	0	0	0	-	0	0	0	1	0	-	1	0	0	0	0	-	0	0	0	0	0	-	0	1
% Mediums	0.0	0.0	0.0	-	-	0.0	0.0	0.0	1.6	-	-	0.8	0.0	0.0	0.0	-	-	0.0	0.0	0.0	-	-	-	0.0	0.3
Articulated Trucks	0	0	0	0	-	0	0	0	0	0	-	0	0	0	0	0	-	0	0	0	0	0	-	0	0
% Articulated Trucks	0.0	0.0	0.0	-	-	0.0	0.0	0.0	0.0	-	-	0.0	0.0	0.0	0.0	-	-	0.0	0.0	0.0	-	-	-	0.0	0.0
Bicycles on Crosswalk	-	-	-	-	0	-	-	-	-	-	0	-	-	-	-	-	0	-	-	-	-	-	1	-	-
% Bicycles on Crosswalk	-	-	-	-	-	-	-	-	-	-	0.0	-	-	-	-	-	-	-	-	-	-	-	25.0	-	-
Pedestrians	-	-	-	-	0	-	-	-	-	-	4	-	-	-	-	-	0	-	-	-	-	-	3	-	-
% Pedestrians	-	-	-	-	-	-	-	-	-	-	100.0	-	-	-	-	-	-	-	-	-	-	-	75.0	-	-



City of Lloydminster  
4420-50 Avenue

Lloydminster, Alberta, Canada T9V 0W2  
(780) 875-6184 waguinaldo@lloydminster.ca

Count Name: 27 Street and 53 Avenue  
Site Code: 2753  
Start Date: 06/06/2023  
Page No: 7



Turning Movement Peak Hour Data Plot (12:15 PM)





City of Lloydminster  
4420-50 Avenue

Lloydminster, Alberta, Canada T9V 0W2  
(780) 875-6184 waguinaldo@lloydminster.ca

Count Name: 27 Street and 53 Avenue  
Site Code: 2753  
Start Date: 06/06/2023  
Page No: 8

### Turning Movement Peak Hour Data (4:30 PM)

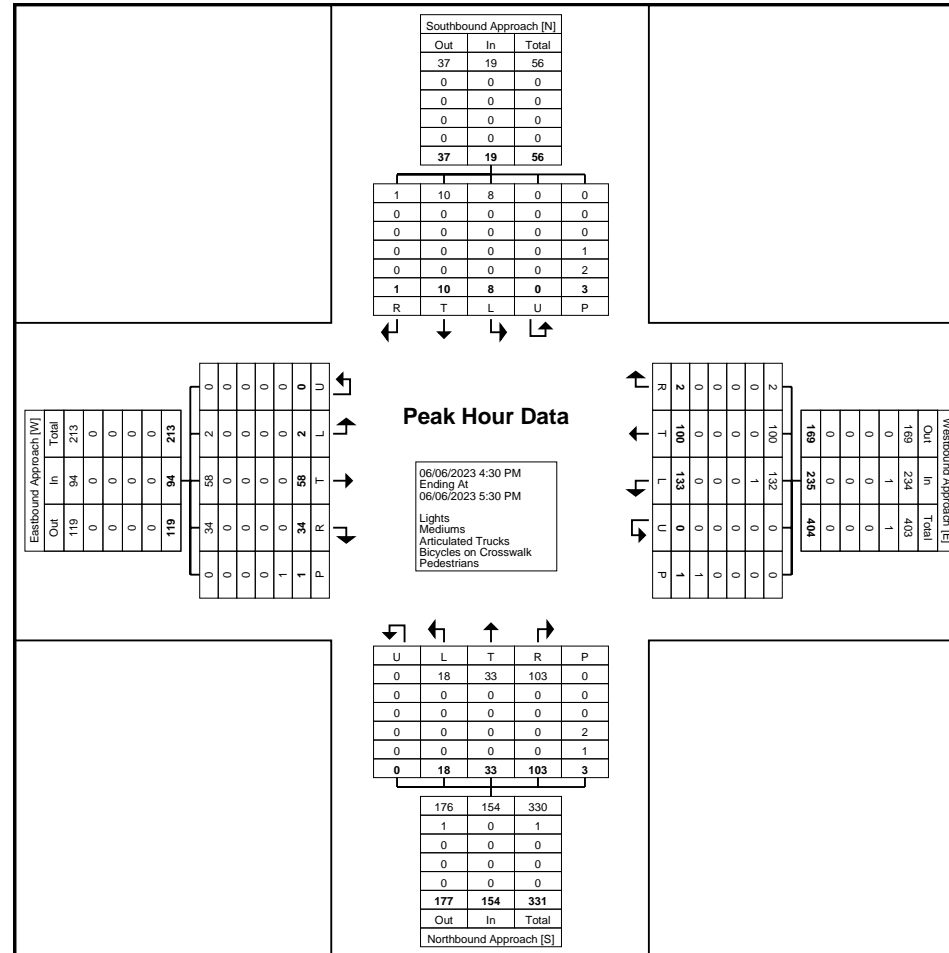
Start Time	Southbound Approach Southbound						Westbound Approach Westbound						Northbound Approach Northbound						Eastbound Approach Eastbound						Int. Total
	Right	Thru	Left	U-Turn	Peds	App. Total	Right	Thru	Left	U-Turn	Peds	App. Total	Right	Thru	Left	U-Turn	Peds	App. Total	Right	Thru	Left	U-Turn	Peds	App. Total	
4:30 PM	0	3	0	0	0	3	0	34	39	0	0	73	26	5	2	0	2	33	2	13	0	0	1	15	124
4:45 PM	0	1	1	0	1	2	0	31	28	0	1	59	24	10	7	0	1	41	11	15	1	0	0	27	129
5:00 PM	1	4	4	0	1	9	0	22	26	0	0	48	31	10	6	0	0	47	14	10	0	0	0	24	128
5:15 PM	0	2	3	0	1	5	2	13	40	0	0	55	22	8	3	0	0	33	7	20	1	0	0	28	121
Total	1	10	8	0	3	19	2	100	133	0	1	235	103	33	18	0	3	154	34	58	2	0	1	94	502
Approach %	5.3	52.6	42.1	0.0	-	-	0.9	42.6	56.6	0.0	-	-	66.9	21.4	11.7	0.0	-	-	36.2	61.7	2.1	0.0	-	-	-
Total %	0.2	2.0	1.6	0.0	-	3.8	0.4	19.9	26.5	0.0	-	46.8	20.5	6.6	3.6	0.0	-	30.7	6.8	11.6	0.4	0.0	-	18.7	-
PHF	0.250	0.625	0.500	0.000	-	0.528	0.250	0.735	0.831	0.000	-	0.805	0.831	0.825	0.643	0.000	-	0.819	0.607	0.725	0.500	0.000	-	0.839	0.973
Lights	1	10	8	0	-	19	2	100	132	0	-	234	103	33	18	0	-	154	34	58	2	0	-	94	501
% Lights	100.0	100.0	100.0	-	-	100.0	100.0	100.0	99.2	-	-	99.6	100.0	100.0	100.0	-	-	100.0	100.0	100.0	100.0	-	-	100.0	99.8
Mediums	0	0	0	0	-	0	0	0	1	0	-	1	0	0	0	0	-	0	0	0	0	0	-	0	1
% Mediums	0.0	0.0	0.0	-	-	0.0	0.0	0.0	0.8	-	-	0.4	0.0	0.0	0.0	-	-	0.0	0.0	0.0	0.0	-	-	0.0	0.2
Articulated Trucks	0	0	0	0	-	0	0	0	0	0	-	0	0	0	0	0	-	0	0	0	0	0	-	0	0
% Articulated Trucks	0.0	0.0	0.0	-	-	0.0	0.0	0.0	0.0	-	-	0.0	0.0	0.0	0.0	-	-	0.0	0.0	0.0	0.0	-	-	0.0	0.0
Bicycles on Crosswalk	-	-	-	-	1	-	-	-	-	-	0	-	-	-	-	-	2	-	-	-	-	-	0	-	-
% Bicycles on Crosswalk	-	-	-	-	33.3	-	-	-	-	-	0.0	-	-	-	-	-	66.7	-	-	-	-	-	0.0	-	-
Pedestrians	-	-	-	-	2	-	-	-	-	-	1	-	-	-	-	-	1	-	-	-	-	-	1	-	-
% Pedestrians	-	-	-	-	66.7	-	-	-	-	-	100.0	-	-	-	-	-	33.3	-	-	-	-	-	100.0	-	-



City of Lloydminster  
4420-50 Avenue

Lloydminster, Alberta, Canada T9V 0W2  
(780) 875-6184 waguinaldo@lloydminster.ca

Count Name: 27 Street and 53 Avenue  
Site Code: 2753  
Start Date: 06/06/2023  
Page No: 9



Turning Movement Peak Hour Data Plot (4:30 PM)



City of Lloydminster  
4420-50 Avenue

Lloydminster, Alberta, Canada T9V 0W2  
(780) 875-6184 waguinaldo@lloydminster.ca

Count Name: 27 Street and 57 Avenue  
Site Code: 2757  
Start Date: 06/05/2023  
Page No: 1

### Turning Movement Data

Start Time	Westbound Approach					Northbound Approach					Eastbound Approach					Int. Total
	Westbound					Northbound					Eastbound					
	Thru	Left	U-Turn	Peds	App. Total	Right	Left	U-Turn	Peds	App. Total	Right	Thru	U-Turn	Peds	App. Total	
7:00 AM	4	0	0	0	4	0	2	0	0	2	1	1	0	0	2	8
7:15 AM	6	0	0	1	6	0	1	0	1	1	0	2	0	0	2	9
7:30 AM	5	0	0	0	5	1	3	0	1	4	0	7	0	0	7	16
7:45 AM	10	0	0	0	10	0	1	0	4	1	0	21	0	4	21	32
Hourly Total	25	0	0	1	25	1	7	0	6	8	1	31	0	4	32	65
8:00 AM	19	1	0	0	20	1	2	0	2	3	0	34	0	2	34	57
8:15 AM	24	0	0	0	24	2	2	0	5	4	2	32	2	1	36	64
8:30 AM	23	1	0	0	24	1	2	0	0	3	0	12	3	1	15	42
8:45 AM	10	0	0	0	10	1	3	0	1	4	0	5	1	0	6	20
Hourly Total	76	2	0	0	78	5	9	0	8	14	2	83	6	4	91	183
*** BREAK ***	-	-	-	-	-	-	-	-	-	-	-	-	-	-	-	-
11:30 AM	6	0	1	0	7	0	2	0	0	2	1	7	0	0	8	17
11:45 AM	9	0	0	0	9	1	2	0	0	3	0	14	0	1	14	26
Hourly Total	15	0	1	0	16	1	4	0	0	5	1	21	0	1	22	43
12:00 PM	9	0	0	2	9	0	0	0	0	0	4	10	0	0	14	23
12:15 PM	16	0	0	0	16	1	2	0	0	3	3	18	0	0	21	40
12:30 PM	9	1	0	0	10	1	3	0	0	4	2	7	0	0	9	23
12:45 PM	8	1	0	0	9	1	2	0	0	3	1	10	0	0	11	23
Hourly Total	42	2	0	2	44	3	7	0	0	10	10	45	0	0	55	109
1:00 PM	15	0	0	0	15	0	2	0	0	2	1	6	0	0	7	24
1:15 PM	13	0	0	0	13	0	1	0	0	1	0	10	0	0	10	24
*** BREAK ***	-	-	-	-	-	-	-	-	-	-	-	-	-	-	-	-
Hourly Total	28	0	0	0	28	0	3	0	0	3	1	16	0	0	17	48
4:00 PM	8	0	1	0	9	1	0	0	0	1	2	16	0	0	18	28
4:15 PM	16	1	0	0	17	0	1	0	0	1	1	11	0	0	12	30
4:30 PM	11	1	0	5	12	0	0	0	0	0	1	8	0	0	9	21
4:45 PM	8	1	0	0	9	0	2	0	0	2	2	11	1	0	14	25
Hourly Total	43	3	1	5	47	1	3	0	0	4	6	46	1	0	53	104
5:00 PM	12	0	0	0	12	0	2	0	0	2	4	18	0	0	22	36
5:15 PM	14	1	0	0	15	0	2	0	0	2	4	13	0	0	17	34
5:30 PM	8	0	0	0	8	1	1	0	0	2	0	9	0	0	9	19
5:45 PM	12	1	0	0	13	1	1	0	0	2	2	4	0	0	6	21
Hourly Total	46	2	0	0	48	2	6	0	0	8	10	44	0	0	54	110
Grand Total	275	9	2	8	286	13	39	0	14	52	31	286	7	9	324	662
Approach %	96.2	3.1	0.7	-	-	25.0	75.0	0.0	-	-	9.6	88.3	2.2	-	-	-
Total %	41.5	1.4	0.3	-	43.2	2.0	5.9	0.0	-	7.9	4.7	43.2	1.1	-	48.9	-

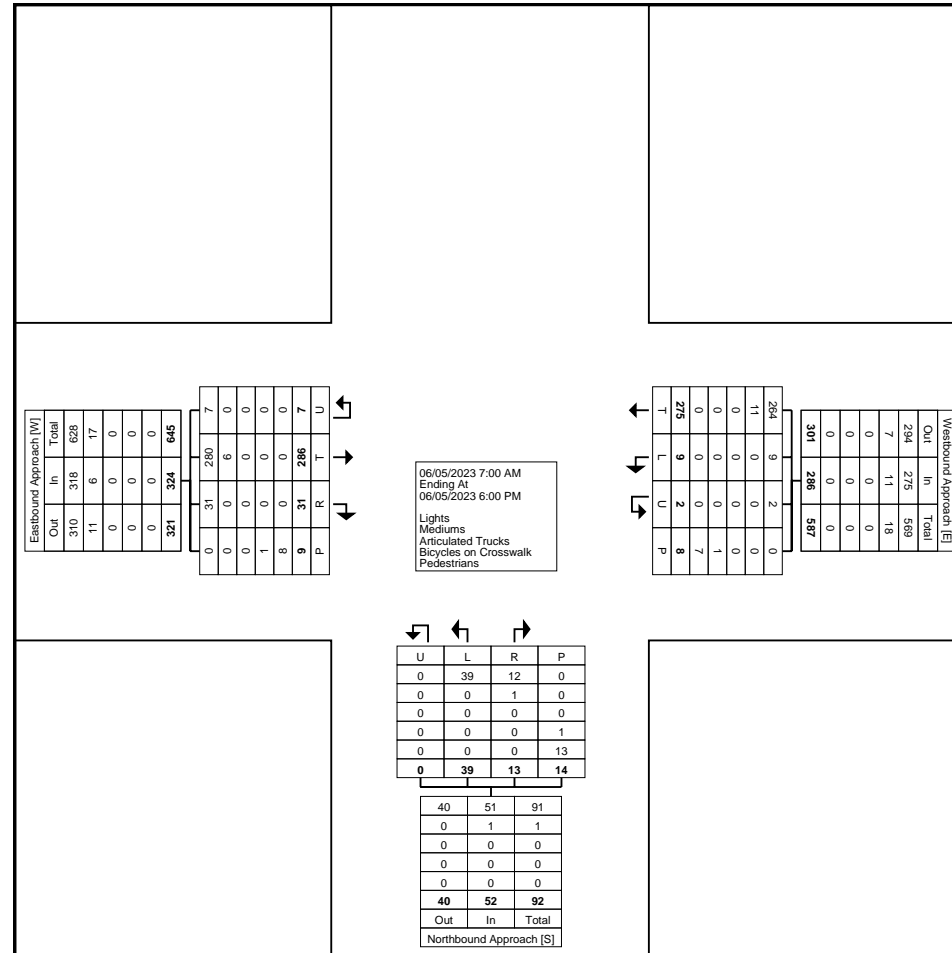
Lights	264	9	2	-	275	12	39	0	-	51	31	280	7	-	318	644
% Lights	96.0	100.0	100.0	-	96.2	92.3	100.0	-	-	98.1	100.0	97.9	100.0	-	98.1	97.3
Mediums	11	0	0	-	11	1	0	0	-	1	0	6	0	-	6	18
% Mediums	4.0	0.0	0.0	-	3.8	7.7	0.0	-	-	1.9	0.0	2.1	0.0	-	1.9	2.7
Articulated Trucks	0	0	0	-	0	0	0	0	-	0	0	0	0	-	0	0
% Articulated Trucks	0.0	0.0	0.0	-	0.0	0.0	0.0	-	-	0.0	0.0	0.0	0.0	-	0.0	0.0
Bicycles on Crosswalk	-	-	-	1	-	-	-	-	1	-	-	-	-	1	-	-
% Bicycles on Crosswalk	-	-	-	12.5	-	-	-	-	7.1	-	-	-	-	11.1	-	-
Pedestrians	-	-	-	7	-	-	-	-	13	-	-	-	-	8	-	-
% Pedestrians	-	-	-	87.5	-	-	-	-	92.9	-	-	-	-	88.9	-	-



City of Lloydminster  
4420-50 Avenue

Lloydminster, Alberta, Canada T9V 0W2  
(780) 875-6184 waguinaldo@lloydminster.ca

Count Name: 27 Street and 57 Avenue  
Site Code: 2757  
Start Date: 06/05/2023  
Page No: 3



Turning Movement Data Plot



City of Lloydminster  
4420-50 Avenue

Lloydminster, Alberta, Canada T9V 0W2  
(780) 875-6184 waguinaldo@lloydminster.ca

Count Name: 27 Street and 57 Avenue  
Site Code: 2757  
Start Date: 06/05/2023  
Page No: 4

### Turning Movement Peak Hour Data (7:45 AM)

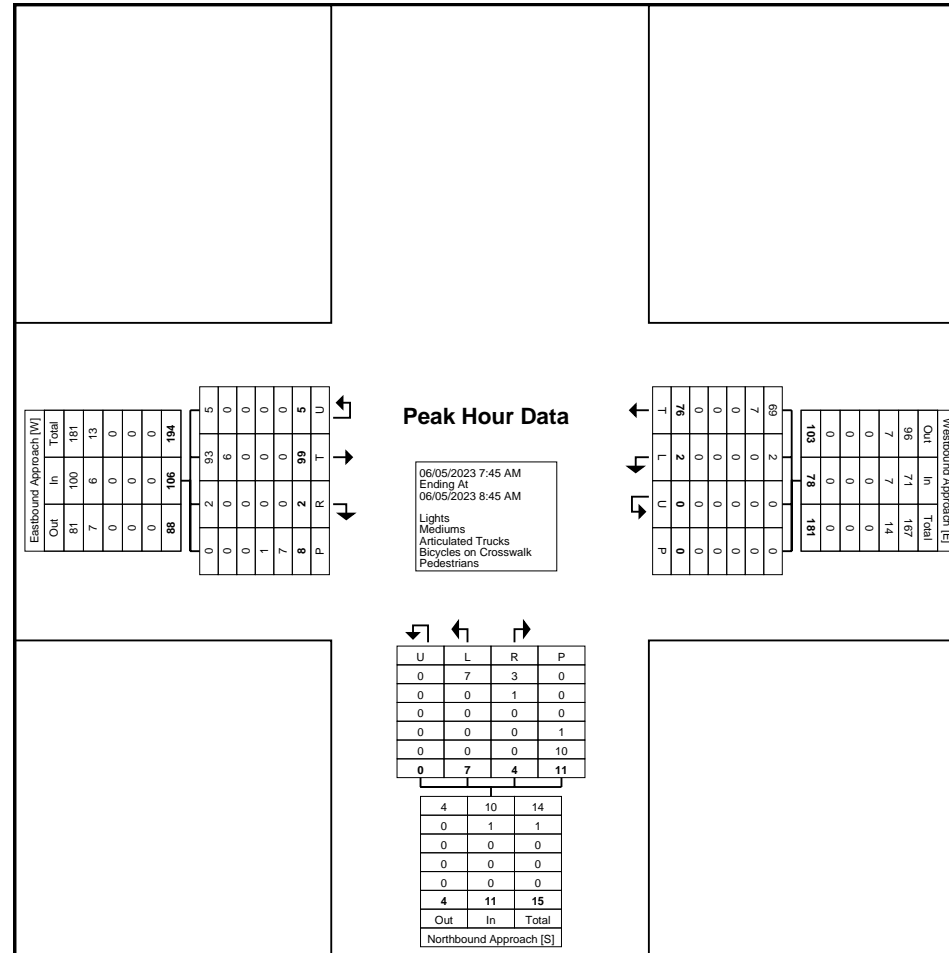
Start Time	Westbound Approach					Northbound Approach					Eastbound Approach					Int. Total
	Thru	Left	U-Turn	Peds	App. Total	Right	Left	U-Turn	Peds	App. Total	Right	Thru	U-Turn	Peds	App. Total	
7:45 AM	10	0	0	0	10	0	1	0	4	1	0	21	0	4	21	32
8:00 AM	19	1	0	0	20	1	2	0	2	3	0	34	0	2	34	57
8:15 AM	24	0	0	0	24	2	2	0	5	4	2	32	2	1	36	64
8:30 AM	23	1	0	0	24	1	2	0	0	3	0	12	3	1	15	42
Total	76	2	0	0	78	4	7	0	11	11	2	99	5	8	106	195
Approach %	97.4	2.6	0.0	-	-	36.4	63.6	0.0	-	-	1.9	93.4	4.7	-	-	-
Total %	39.0	1.0	0.0	-	40.0	2.1	3.6	0.0	-	5.6	1.0	50.8	2.6	-	54.4	-
PHF	0.792	0.500	0.000	-	0.813	0.500	0.875	0.000	-	0.688	0.250	0.728	0.417	-	0.736	0.762
Lights	69	2	0	-	71	3	7	0	-	10	2	93	5	-	100	181
% Lights	90.8	100.0	-	-	91.0	75.0	100.0	-	-	90.9	100.0	93.9	100.0	-	94.3	92.8
Mediums	7	0	0	-	7	1	0	0	-	1	0	6	0	-	6	14
% Mediums	9.2	0.0	-	-	9.0	25.0	0.0	-	-	9.1	0.0	6.1	0.0	-	5.7	7.2
Articulated Trucks	0	0	0	-	0	0	0	0	-	0	0	0	0	-	0	0
% Articulated Trucks	0.0	0.0	-	-	0.0	0.0	0.0	-	-	0.0	0.0	0.0	0.0	-	0.0	0.0
Bicycles on Crosswalk	-	-	-	0	-	-	-	-	1	-	-	-	-	1	-	-
% Bicycles on Crosswalk	-	-	-	-	-	-	-	-	9.1	-	-	-	-	12.5	-	-
Pedestrians	-	-	-	0	-	-	-	-	10	-	-	-	-	7	-	-
% Pedestrians	-	-	-	-	-	-	-	-	90.9	-	-	-	-	87.5	-	-



City of Lloydminster  
4420-50 Avenue

Lloydminster, Alberta, Canada T9V 0W2  
(780) 875-6184 waguinaldo@lloydminster.ca

Count Name: 27 Street and 57 Avenue  
Site Code: 2757  
Start Date: 06/05/2023  
Page No: 5



Turning Movement Peak Hour Data Plot (7:45 AM)



City of Lloydminster  
4420-50 Avenue

Lloydminster, Alberta, Canada T9V 0W2  
(780) 875-6184 waguinaldo@lloydminster.ca

Count Name: 27 Street and 57 Avenue  
Site Code: 2757  
Start Date: 06/05/2023  
Page No: 6

### Turning Movement Peak Hour Data (11:45 AM)

Start Time	Westbound Approach					Northbound Approach					Eastbound Approach					Int. Total
	Thru	Left	U-Turn	Peds	App. Total	Right	Left	U-Turn	Peds	App. Total	Right	Thru	U-Turn	Peds	App. Total	
11:45 AM	9	0	0	0	9	1	2	0	0	3	0	14	0	1	14	26
12:00 PM	9	0	0	2	9	0	0	0	0	0	4	10	0	0	14	23
12:15 PM	16	0	0	0	16	1	2	0	0	3	3	18	0	0	21	40
12:30 PM	9	1	0	0	10	1	3	0	0	4	2	7	0	0	9	23
Total	43	1	0	2	44	3	7	0	0	10	9	49	0	1	58	112
Approach %	97.7	2.3	0.0	-	-	30.0	70.0	0.0	-	-	15.5	84.5	0.0	-	-	-
Total %	38.4	0.9	0.0	-	39.3	2.7	6.3	0.0	-	8.9	8.0	43.8	0.0	-	51.8	-
PHF	0.672	0.250	0.000	-	0.688	0.750	0.583	0.000	-	0.625	0.563	0.681	0.000	-	0.690	0.700
Lights	42	1	0	-	43	3	7	0	-	10	9	49	0	-	58	111
% Lights	97.7	100.0	-	-	97.7	100.0	100.0	-	-	100.0	100.0	100.0	-	-	100.0	99.1
Mediums	1	0	0	-	1	0	0	0	-	0	0	0	0	-	0	1
% Mediums	2.3	0.0	-	-	2.3	0.0	0.0	-	-	0.0	0.0	0.0	-	-	0.0	0.9
Articulated Trucks	0	0	0	-	0	0	0	0	-	0	0	0	0	-	0	0
% Articulated Trucks	0.0	0.0	-	-	0.0	0.0	0.0	-	-	0.0	0.0	0.0	-	-	0.0	0.0
Bicycles on Crosswalk	-	-	-	1	-	-	-	-	0	-	-	-	-	0	-	-
% Bicycles on Crosswalk	-	-	-	50.0	-	-	-	-	-	-	-	-	-	0.0	-	-
Pedestrians	-	-	-	1	-	-	-	-	0	-	-	-	-	1	-	-
% Pedestrians	-	-	-	50.0	-	-	-	-	-	-	-	-	-	100.0	-	-

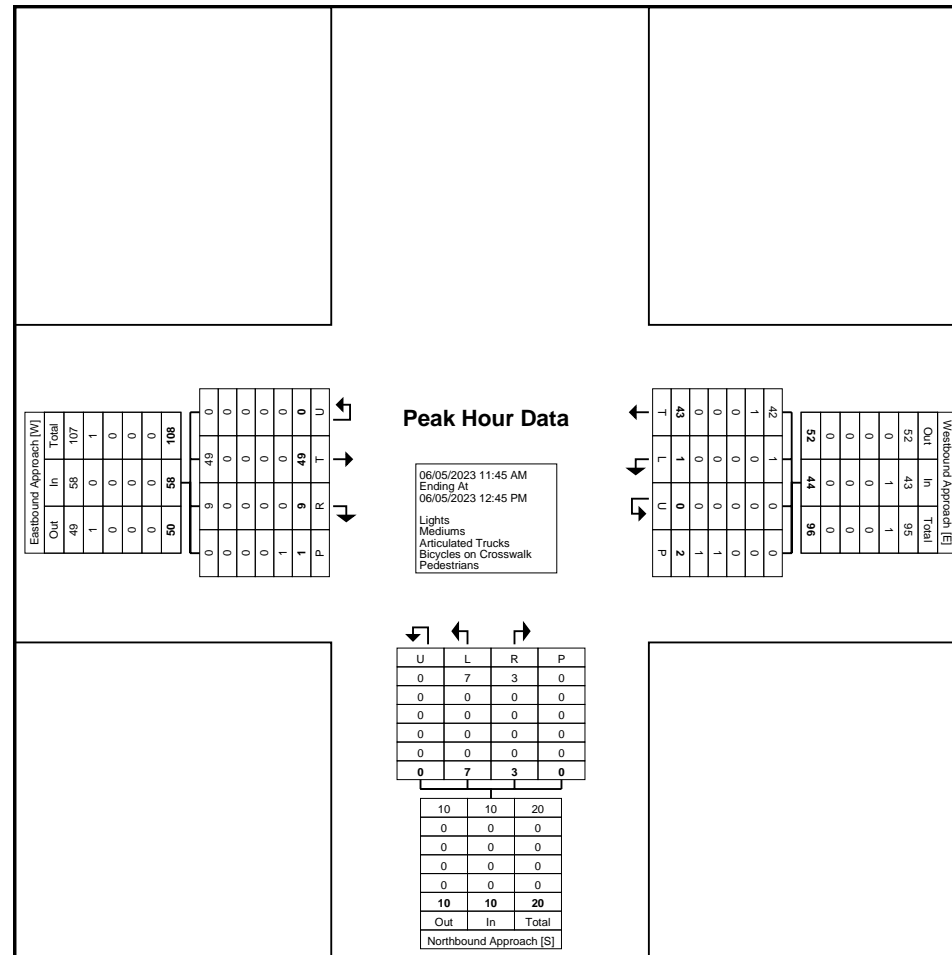




City of Lloydminster  
4420-50 Avenue

Lloydminster, Alberta, Canada T9V 0W2  
(780) 875-6184 waguinaldo@lloydminster.ca

Count Name: 27 Street and 57 Avenue  
Site Code: 2757  
Start Date: 06/05/2023  
Page No: 7



Turning Movement Peak Hour Data Plot (11:45 AM)






City of Lloydminster  
4420-50 Avenue

Lloydminster, Alberta, Canada T9V 0W2  
(780) 875-6184 waguinaldo@lloydminster.ca

Count Name: 27 Street and 57 Avenue  
Site Code: 2757  
Start Date: 06/05/2023  
Page No: 9



Turning Movement Peak Hour Data Plot (4:30 PM)



City of Lloydminster  
4420-50 Avenue

Lloydminster, Alberta, Canada T9V 0W2  
(780) 875-6184 waguinaldo@lloydminster.ca

Count Name: 29 Street and 50 Avenue  
Site Code: 2950  
Start Date: 06/27/2023  
Page No: 1

### Turning Movement Data

Start Time	Southbound Approach Southbound						Westbound Approach Westbound						Northbound Approach Northbound						Eastbound Approach Eastbound						Int. Total
	Right	Thru	Left	U-Turn	Peds	App. Total	Right	Thru	Left	U-Turn	Peds	App. Total	Right	Thru	Left	U-Turn	Peds	App. Total	Right	Thru	Left	U-Turn	Peds	App. Total	
7:00 AM	3	24	3	0	1	30	7	2	2	0	0	11	1	49	2	0	0	52	3	0	2	0	0	5	98
7:15 AM	2	29	3	0	0	34	4	2	2	0	0	8	2	57	5	0	0	64	4	1	0	0	0	5	111
7:30 AM	4	41	7	0	6	52	12	0	4	0	0	16	4	86	8	0	0	98	4	1	5	0	0	10	176
7:45 AM	5	59	3	0	2	67	22	2	2	0	1	26	8	140	10	0	0	158	11	2	10	0	1	23	274
Hourly Total	14	153	16	0	9	183	45	6	10	0	1	61	15	332	25	0	0	372	22	4	17	0	1	43	659
8:00 AM	4	68	7	0	5	79	18	7	5	0	0	30	9	122	7	0	0	138	11	8	6	0	1	25	272
8:15 AM	8	65	13	0	1	86	15	3	6	0	0	24	9	131	19	0	0	159	14	7	8	0	0	29	298
8:30 AM	8	77	12	0	2	97	21	5	4	0	1	30	2	106	7	0	0	115	20	8	10	0	0	38	280
8:45 AM	6	63	10	0	2	79	16	5	3	0	0	24	6	105	5	0	1	116	9	6	10	0	2	25	244
Hourly Total	26	273	42	0	10	341	70	20	18	0	1	108	26	464	38	0	1	528	54	29	34	0	3	117	1094
*** BREAK ***	-	-	-	-	-	-	-	-	-	-	-	-	-	-	-	-	-	-	-	-	-	-	-	-	-
11:30 AM	15	122	16	0	3	153	21	2	9	0	0	32	5	127	14	0	0	146	16	7	6	0	0	29	360
11:45 AM	22	127	19	0	3	168	14	9	4	0	0	27	4	126	18	0	0	148	15	8	8	0	0	31	374
Hourly Total	37	249	35	0	6	321	35	11	13	0	0	59	9	253	32	0	0	294	31	15	14	0	0	60	734
12:00 PM	21	123	19	0	3	163	24	6	12	0	0	42	11	119	15	0	0	145	22	5	10	0	0	37	387
12:15 PM	16	121	20	0	12	157	10	3	9	0	0	22	12	116	14	0	0	142	17	5	10	0	1	32	353
12:30 PM	17	125	20	0	1	162	16	3	10	0	0	29	8	123	19	0	0	150	19	3	10	0	0	32	373
12:45 PM	24	116	12	0	2	152	14	3	2	0	0	19	1	152	10	0	0	163	16	7	23	0	0	46	380
Hourly Total	78	485	71	0	18	634	64	15	33	0	0	112	32	510	58	0	0	600	74	20	53	0	1	147	1493
1:00 PM	10	112	15	0	0	137	10	2	7	0	0	19	7	149	12	0	0	168	21	6	10	0	0	37	361
1:15 PM	13	107	15	0	2	135	16	6	8	0	0	30	5	108	14	0	0	127	13	5	13	0	2	31	323
*** BREAK ***	-	-	-	-	-	-	-	-	-	-	-	-	-	-	-	-	-	-	-	-	-	-	-	-	-
Hourly Total	23	219	30	0	2	272	26	8	15	0	0	49	12	257	26	0	0	295	34	11	23	0	2	68	684
4:00 PM	13	136	24	0	5	173	13	11	9	0	0	33	6	99	16	0	0	121	21	8	7	0	0	36	363
4:15 PM	18	140	19	0	3	177	21	10	10	0	0	41	6	112	15	0	0	133	29	2	18	0	0	49	400
4:30 PM	11	146	14	0	4	171	28	2	7	0	0	37	2	122	19	0	0	143	14	5	10	0	1	29	380
4:45 PM	23	155	19	0	2	197	16	4	8	0	0	28	5	119	11	0	0	135	17	10	15	0	1	42	402
Hourly Total	65	577	76	0	14	718	78	27	34	0	0	139	19	452	61	0	0	532	81	25	50	0	2	156	1545
5:00 PM	21	132	19	0	6	172	16	10	15	0	0	41	4	126	13	0	0	143	15	7	13	0	0	35	391
5:15 PM	9	160	30	0	3	199	15	8	10	0	0	33	3	116	16	0	0	135	17	2	15	0	0	34	401
5:30 PM	5	138	20	0	1	163	16	3	5	0	0	24	6	120	15	0	0	141	18	6	8	0	0	32	360
5:45 PM	10	138	15	0	0	163	10	5	4	0	0	19	7	98	10	0	0	115	13	4	8	0	0	25	322
Hourly Total	45	568	84	0	10	697	57	26	34	0	0	117	20	460	54	0	0	534	63	19	44	0	0	126	1474
Grand Total	288	2524	354	0	69	3166	375	113	157	0	2	645	133	2728	294	0	1	3155	359	123	235	0	9	717	7683
Approach %	9.1	79.7	11.2	0.0	-	-	58.1	17.5	24.3	0.0	-	-	4.2	86.5	9.3	0.0	-	-	50.1	17.2	32.8	0.0	-	-	-

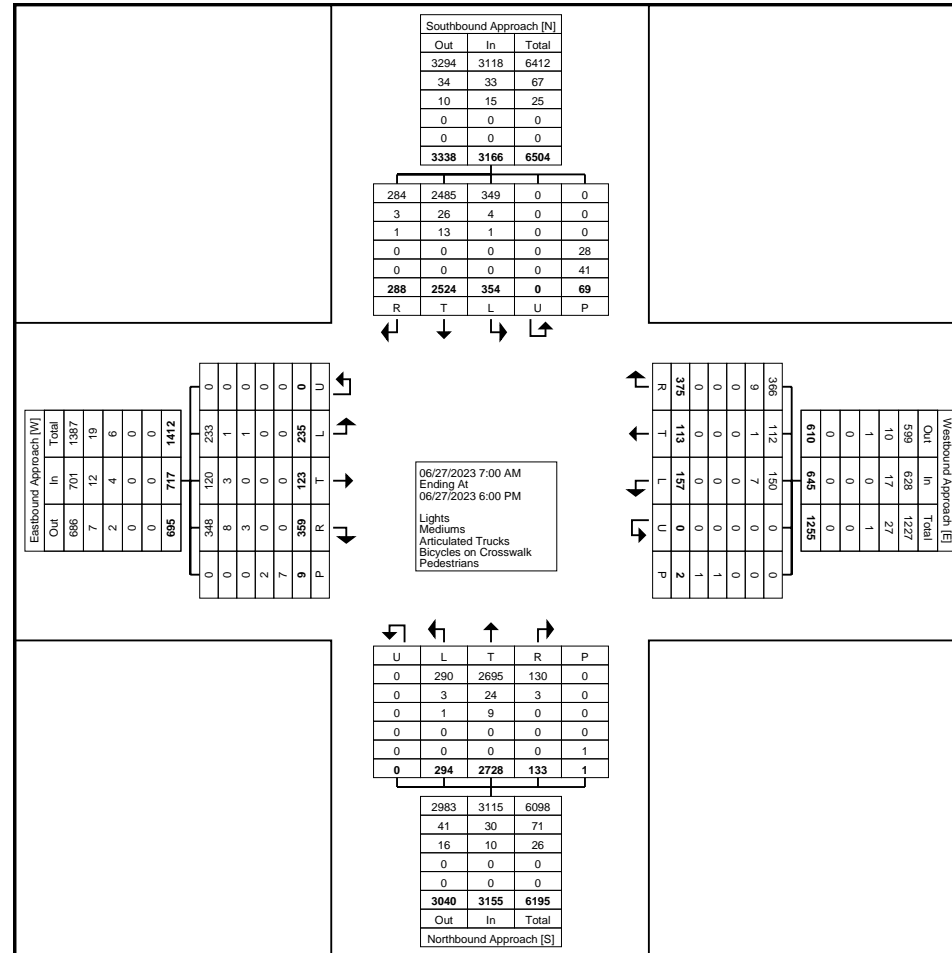
Total %	3.7	32.9	4.6	0.0	-	41.2	4.9	1.5	2.0	0.0	-	8.4	1.7	35.5	3.8	0.0	-	41.1	4.7	1.6	3.1	0.0	-	9.3	-
Lights	284	2485	349	0	-	3118	366	112	150	0	-	628	130	2695	290	0	-	3115	348	120	233	0	-	701	7562
% Lights	98.6	98.5	98.6	-	-	98.5	97.6	99.1	95.5	-	-	97.4	97.7	98.8	98.6	-	-	98.7	96.9	97.6	99.1	-	-	97.8	98.4
Mediums	3	26	4	0	-	33	9	1	7	0	-	17	3	24	3	0	-	30	8	3	1	0	-	12	92
% Mediums	1.0	1.0	1.1	-	-	1.0	2.4	0.9	4.5	-	-	2.6	2.3	0.9	1.0	-	-	1.0	2.2	2.4	0.4	-	-	1.7	1.2
Articulated Trucks	1	13	1	0	-	15	0	0	0	0	-	0	0	9	1	0	-	10	3	0	1	0	-	4	29
% Articulated Trucks	0.3	0.5	0.3	-	-	0.5	0.0	0.0	0.0	-	-	0.0	0.0	0.3	0.3	-	-	0.3	0.8	0.0	0.4	-	-	0.6	0.4
Bicycles on Crosswalk	-	-	-	-	28	-	-	-	-	-	1	-	-	-	-	-	0	-	-	-	-	-	2	-	-
% Bicycles on Crosswalk	-	-	-	-	40.6	-	-	-	-	-	50.0	-	-	-	-	-	0.0	-	-	-	-	-	22.2	-	-
Pedestrians	-	-	-	-	41	-	-	-	-	-	1	-	-	-	-	-	1	-	-	-	-	-	7	-	-
% Pedestrians	-	-	-	-	59.4	-	-	-	-	-	50.0	-	-	-	-	-	100.0	-	-	-	-	-	77.8	-	-



City of Lloydminster  
4420-50 Avenue

Lloydminster, Alberta, Canada T9V 0W2  
(780) 875-6184 waguinaldo@lloydminster.ca

Count Name: 29 Street and 50 Avenue  
Site Code: 2950  
Start Date: 06/27/2023  
Page No: 3



Turning Movement Data Plot



City of Lloydminster  
4420-50 Avenue

Lloydminster, Alberta, Canada T9V 0W2  
(780) 875-6184 waguinaldo@lloydminster.ca

Count Name: 29 Street and 50 Avenue  
Site Code: 2950  
Start Date: 06/27/2023  
Page No: 4

### Turning Movement Peak Hour Data (7:45 AM)

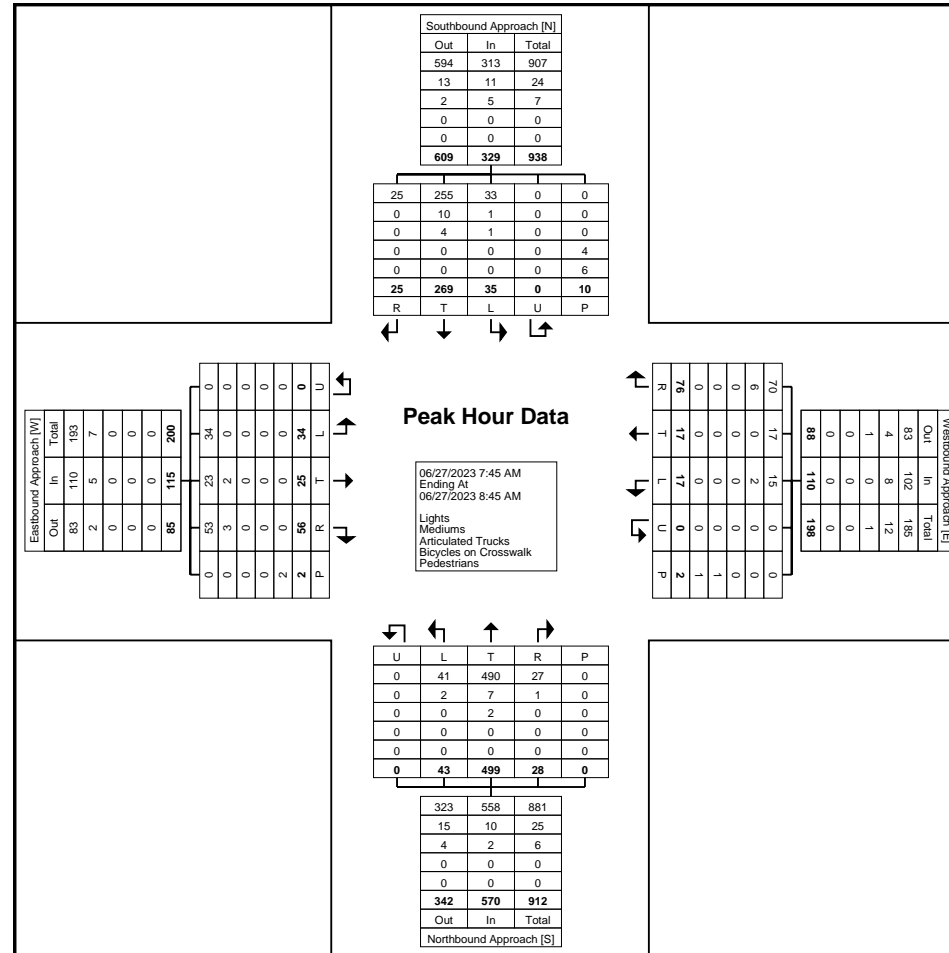
Start Time	Southbound Approach Southbound						Westbound Approach Westbound						Northbound Approach Northbound						Eastbound Approach Eastbound						Int. Total
	Right	Thru	Left	U-Turn	Peds	App. Total	Right	Thru	Left	U-Turn	Peds	App. Total	Right	Thru	Left	U-Turn	Peds	App. Total	Right	Thru	Left	U-Turn	Peds	App. Total	
7:45 AM	5	59	3	0	2	67	22	2	2	0	1	26	8	140	10	0	0	158	11	2	10	0	1	23	274
8:00 AM	4	68	7	0	5	79	18	7	5	0	0	30	9	122	7	0	0	138	11	8	6	0	1	25	272
8:15 AM	8	65	13	0	1	86	15	3	6	0	0	24	9	131	19	0	0	159	14	7	8	0	0	29	298
8:30 AM	8	77	12	0	2	97	21	5	4	0	1	30	2	106	7	0	0	115	20	8	10	0	0	38	280
Total	25	269	35	0	10	329	76	17	17	0	2	110	28	499	43	0	0	570	56	25	34	0	2	115	1124
Approach %	7.6	81.8	10.6	0.0	-	-	69.1	15.5	15.5	0.0	-	-	4.9	87.5	7.5	0.0	-	-	48.7	21.7	29.6	0.0	-	-	-
Total %	2.2	23.9	3.1	0.0	-	29.3	6.8	1.5	1.5	0.0	-	9.8	2.5	44.4	3.8	0.0	-	50.7	5.0	2.2	3.0	0.0	-	10.2	-
PHF	0.781	0.873	0.673	0.000	-	0.848	0.864	0.607	0.708	0.000	-	0.917	0.778	0.891	0.566	0.000	-	0.896	0.700	0.781	0.850	0.000	-	0.757	0.943
Lights	25	255	33	0	-	313	70	17	15	0	-	102	27	490	41	0	-	558	53	23	34	0	-	110	1083
% Lights	100.0	94.8	94.3	-	-	95.1	92.1	100.0	88.2	-	-	92.7	96.4	98.2	95.3	-	-	97.9	94.6	92.0	100.0	-	-	95.7	96.4
Mediums	0	10	1	0	-	11	6	0	2	0	-	8	1	7	2	0	-	10	3	2	0	0	-	5	34
% Mediums	0.0	3.7	2.9	-	-	3.3	7.9	0.0	11.8	-	-	7.3	3.6	1.4	4.7	-	-	1.8	5.4	8.0	0.0	-	-	4.3	3.0
Articulated Trucks	0	4	1	0	-	5	0	0	0	0	-	0	0	2	0	0	-	2	0	0	0	0	-	0	7
% Articulated Trucks	0.0	1.5	2.9	-	-	1.5	0.0	0.0	0.0	-	-	0.0	0.0	0.4	0.0	-	-	0.4	0.0	0.0	0.0	-	-	0.0	0.6
Bicycles on Crosswalk	-	-	-	-	4	-	-	-	-	-	1	-	-	-	-	-	0	-	-	-	-	-	0	-	-
% Bicycles on Crosswalk	-	-	-	-	40.0	-	-	-	-	-	50.0	-	-	-	-	-	-	-	-	-	-	-	0.0	-	-
Pedestrians	-	-	-	-	6	-	-	-	-	-	1	-	-	-	-	-	0	-	-	-	-	-	2	-	-
% Pedestrians	-	-	-	-	60.0	-	-	-	-	-	50.0	-	-	-	-	-	-	-	-	-	-	-	100.0	-	-



City of Lloydminster  
4420-50 Avenue

Lloydminster, Alberta, Canada T9V 0W2  
(780) 875-6184 waguinaldo@lloydminster.ca

Count Name: 29 Street and 50 Avenue  
Site Code: 2950  
Start Date: 06/27/2023  
Page No: 5



Turning Movement Peak Hour Data Plot (7:45 AM)





City of Lloydminster  
4420-50 Avenue

Lloydminster, Alberta, Canada T9V 0W2  
(780) 875-6184 waguinaldo@lloydminster.ca

Count Name: 29 Street and 50 Avenue  
Site Code: 2950  
Start Date: 06/27/2023  
Page No: 6

### Turning Movement Peak Hour Data (12:00 PM)

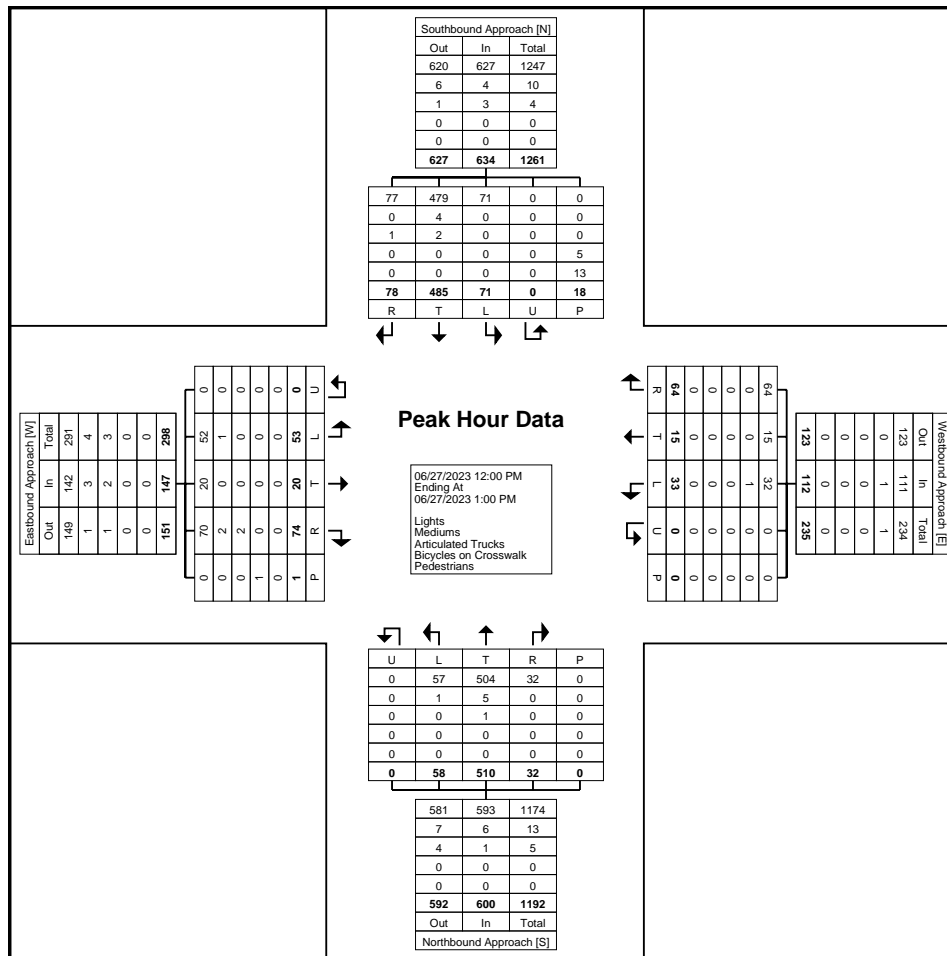
Start Time	Southbound Approach Southbound						Westbound Approach Westbound						Northbound Approach Northbound						Eastbound Approach Eastbound						Int. Total	
	Right	Thru	Left	U-Turn	Peds	App. Total	Right	Thru	Left	U-Turn	Peds	App. Total	Right	Thru	Left	U-Turn	Peds	App. Total	Right	Thru	Left	U-Turn	Peds	App. Total		
12:00 PM	21	123	19	0	3	163	24	6	12	0	0	42	11	119	15	0	0	145	22	5	10	0	0	37	387	
12:15 PM	16	121	20	0	12	157	10	3	9	0	0	22	12	116	14	0	0	142	17	5	10	0	1	32	353	
12:30 PM	17	125	20	0	1	162	16	3	10	0	0	29	8	123	19	0	0	150	19	3	10	0	0	32	373	
12:45 PM	24	116	12	0	2	152	14	3	2	0	0	19	1	152	10	0	0	163	16	7	23	0	0	46	380	
Total	78	485	71	0	18	634	64	15	33	0	0	112	32	510	58	0	0	600	74	20	53	0	1	147	1493	
Approach %	12.3	76.5	11.2	0.0	-	-	57.1	13.4	29.5	0.0	-	-	5.3	85.0	9.7	0.0	-	-	50.3	13.6	36.1	0.0	-	-	-	
Total %	5.2	32.5	4.8	0.0	-	42.5	4.3	1.0	2.2	0.0	-	7.5	2.1	34.2	3.9	0.0	-	40.2	5.0	1.3	3.5	0.0	-	9.8	-	
PHF	0.813	0.970	0.888	0.000	-	0.972	0.667	0.625	0.688	0.000	-	0.667	0.667	0.839	0.763	0.000	-	0.920	0.841	0.714	0.576	0.000	-	0.799	0.964	
Lights	77	479	71	0	-	627	64	15	32	0	-	111	32	504	57	0	-	593	70	20	52	0	-	142	1473	
% Lights	98.7	98.8	100.0	-	-	98.9	100.0	100.0	97.0	-	-	99.1	100.0	98.8	98.3	-	-	98.8	94.6	100.0	98.1	-	-	-	96.6	98.7
Mediums	0	4	0	0	-	4	0	0	1	0	-	1	0	5	1	0	-	6	2	0	1	0	-	3	14	
% Mediums	0.0	0.8	0.0	-	-	0.6	0.0	0.0	3.0	-	-	0.9	0.0	1.0	1.7	-	-	1.0	2.7	0.0	1.9	-	-	2.0	0.9	
Articulated Trucks	1	2	0	0	-	3	0	0	0	0	-	0	0	1	0	0	-	1	2	0	0	0	-	2	6	
% Articulated Trucks	1.3	0.4	0.0	-	-	0.5	0.0	0.0	0.0	-	-	0.0	0.0	0.2	0.0	-	-	0.2	2.7	0.0	0.0	-	-	1.4	0.4	
Bicycles on Crosswalk	-	-	-	-	5	-	-	-	-	-	0	-	-	-	-	-	0	-	-	-	-	-	1	-	-	
% Bicycles on Crosswalk	-	-	-	-	27.8	-	-	-	-	-	-	-	-	-	-	-	-	-	-	-	-	-	100.0	-	-	
Pedestrians	-	-	-	-	13	-	-	-	-	0	-	-	-	-	-	-	0	-	-	-	-	-	0	-	-	
% Pedestrians	-	-	-	-	72.2	-	-	-	-	-	-	-	-	-	-	-	-	-	-	-	-	-	0.0	-	-	



City of Lloydminster  
4420-50 Avenue

Lloydminster, Alberta, Canada T9V 0W2  
(780) 875-6184 waguinaldo@lloydminster.ca

Count Name: 29 Street and 50 Avenue  
Site Code: 2950  
Start Date: 06/27/2023  
Page No: 7



Turning Movement Peak Hour Data Plot (12:00 PM)



City of Lloydminster  
4420-50 Avenue

Lloydminster, Alberta, Canada T9V 0W2  
(780) 875-6184 waguinaldo@lloydminster.ca

Count Name: 29 Street and 50 Avenue  
Site Code: 2950  
Start Date: 06/27/2023  
Page No: 8

### Turning Movement Peak Hour Data (4:30 PM)

Start Time	Southbound Approach Southbound						Westbound Approach Westbound						Northbound Approach Northbound						Eastbound Approach Eastbound						Int. Total
	Right	Thru	Left	U-Turn	Peds	App. Total	Right	Thru	Left	U-Turn	Peds	App. Total	Right	Thru	Left	U-Turn	Peds	App. Total	Right	Thru	Left	U-Turn	Peds	App. Total	
4:30 PM	11	146	14	0	4	171	28	2	7	0	0	37	2	122	19	0	0	143	14	5	10	0	1	29	380
4:45 PM	23	155	19	0	2	197	16	4	8	0	0	28	5	119	11	0	0	135	17	10	15	0	1	42	402
5:00 PM	21	132	19	0	6	172	16	10	15	0	0	41	4	126	13	0	0	143	15	7	13	0	0	35	391
5:15 PM	9	160	30	0	3	199	15	8	10	0	0	33	3	116	16	0	0	135	17	2	15	0	0	34	401
Total	64	593	82	0	15	739	75	24	40	0	0	139	14	483	59	0	0	556	63	24	53	0	2	140	1574
Approach %	8.7	80.2	11.1	0.0	-	-	54.0	17.3	28.8	0.0	-	-	2.5	86.9	10.6	0.0	-	-	45.0	17.1	37.9	0.0	-	-	-
Total %	4.1	37.7	5.2	0.0	-	47.0	4.8	1.5	2.5	0.0	-	8.8	0.9	30.7	3.7	0.0	-	35.3	4.0	1.5	3.4	0.0	-	8.9	-
PHF	0.696	0.927	0.683	0.000	-	0.928	0.670	0.600	0.667	0.000	-	0.848	0.700	0.958	0.776	0.000	-	0.972	0.926	0.600	0.883	0.000	-	0.833	0.979
Lights	63	592	81	0	-	736	74	24	40	0	-	138	13	480	59	0	-	552	63	24	53	0	-	140	1566
% Lights	98.4	99.8	98.8	-	-	99.6	98.7	100.0	100.0	-	-	99.3	92.9	99.4	100.0	-	-	99.3	100.0	100.0	100.0	-	-	100.0	99.5
Mediums	1	1	1	0	-	3	1	0	0	0	-	1	1	2	0	0	-	3	0	0	0	0	-	0	7
% Mediums	1.6	0.2	1.2	-	-	0.4	1.3	0.0	0.0	-	-	0.7	7.1	0.4	0.0	-	-	0.5	0.0	0.0	0.0	-	-	0.0	0.4
Articulated Trucks	0	0	0	0	-	0	0	0	0	0	-	0	0	1	0	0	-	1	0	0	0	0	-	0	1
% Articulated Trucks	0.0	0.0	0.0	-	-	0.0	0.0	0.0	0.0	-	-	0.0	0.0	0.2	0.0	-	-	0.2	0.0	0.0	0.0	-	-	0.0	0.1
Bicycles on Crosswalk	-	-	-	-	10	-	-	-	-	-	0	-	-	-	-	-	0	-	-	-	-	-	1	-	-
% Bicycles on Crosswalk	-	-	-	-	66.7	-	-	-	-	-	-	-	-	-	-	-	-	-	-	-	-	-	50.0	-	-
Pedestrians	-	-	-	-	5	-	-	-	-	0	-	-	-	-	-	-	0	-	-	-	-	-	1	-	-
% Pedestrians	-	-	-	-	33.3	-	-	-	-	-	-	-	-	-	-	-	-	-	-	-	-	-	50.0	-	-





City of Lloydminster  
4420-50 Avenue

Lloydminster, Alberta, Canada T9V 0W2  
(780) 875-6184 waguinaldo@lloydminster.ca

Count Name: 29 Street and 57A Avenue  
Site Code: 2957A  
Start Date: 06/27/2023  
Page No: 1

### Turning Movement Data

Start Time	Southbound Approach					Northbound Approach					Eastbound Approach					Int. Total
	Southbound					Northbound					Eastbound					
	Right	Thru	U-Turn	Peds	App. Total	Thru	Left	U-Turn	Peds	App. Total	Right	Left	U-Turn	Peds	App. Total	
7:00 AM	4	3	0	1	7	2	2	0	1	4	4	1	0	0	5	16
7:15 AM	3	1	0	1	4	3	7	0	0	10	0	5	0	0	5	19
7:30 AM	7	4	0	0	11	2	5	0	0	7	2	8	0	0	10	28
7:45 AM	10	4	0	4	14	8	10	0	0	18	7	11	0	2	18	50
Hourly Total	24	12	0	6	36	15	24	0	1	39	13	25	0	2	38	113
8:00 AM	10	13	0	1	23	16	11	0	0	27	7	23	0	0	30	80
8:15 AM	5	11	0	2	16	4	13	0	0	17	5	15	0	1	20	53
8:30 AM	12	7	0	0	19	10	15	0	0	25	5	8	0	0	13	57
8:45 AM	13	8	0	3	21	8	9	0	0	17	5	5	0	2	10	48
Hourly Total	40	39	0	6	79	38	48	0	0	86	22	51	0	3	73	238
*** BREAK ***	-	-	-	-	-	-	-	-	-	-	-	-	-	-	-	-
11:30 AM	5	2	0	0	7	4	11	0	0	15	4	12	0	0	16	38
11:45 AM	5	5	0	30	10	0	4	0	0	4	3	9	0	5	12	26
Hourly Total	10	7	0	30	17	4	15	0	0	19	7	21	0	5	28	64
12:00 PM	17	4	0	5	21	4	5	0	0	9	6	15	0	0	21	51
12:15 PM	11	5	0	3	16	9	5	0	0	14	9	8	0	0	17	47
12:30 PM	10	4	0	4	14	5	6	0	2	11	5	8	0	0	13	38
12:45 PM	8	3	0	25	11	5	7	0	0	12	10	7	0	24	17	40
Hourly Total	46	16	0	37	62	23	23	0	2	46	30	38	0	24	68	176
1:00 PM	9	10	0	1	19	6	11	0	1	17	8	4	0	0	12	48
1:15 PM	9	2	0	2	11	3	6	0	0	9	13	7	0	0	20	40
*** BREAK ***	-	-	-	-	-	-	-	-	-	-	-	-	-	-	-	-
Hourly Total	18	12	0	3	30	9	17	0	1	26	21	11	0	0	32	88
4:00 PM	6	7	0	5	13	4	8	0	0	12	4	12	0	2	16	41
4:15 PM	16	7	0	9	23	8	12	0	0	20	10	12	0	0	22	65
4:30 PM	5	3	0	2	8	10	8	0	0	18	6	7	0	2	13	39
4:45 PM	13	7	0	1	20	3	5	0	0	8	7	9	0	0	16	44
Hourly Total	40	24	0	17	64	25	33	0	0	58	27	40	0	4	67	189
5:00 PM	15	8	0	4	23	4	9	0	0	13	14	24	0	0	38	74
5:15 PM	20	6	0	1	26	8	10	0	0	18	10	18	0	0	28	72
5:30 PM	14	8	0	4	22	5	2	0	0	7	8	16	0	4	24	53
5:45 PM	7	7	0	8	14	7	8	0	0	15	7	15	0	1	22	51
Hourly Total	56	29	0	17	85	24	29	0	0	53	39	73	0	5	112	250
Grand Total	234	139	0	116	373	138	189	0	4	327	159	259	0	43	418	1118
Approach %	62.7	37.3	0.0	-	-	42.2	57.8	0.0	-	-	38.0	62.0	0.0	-	-	-
Total %	20.9	12.4	0.0	-	33.4	12.3	16.9	0.0	-	29.2	14.2	23.2	0.0	-	37.4	-

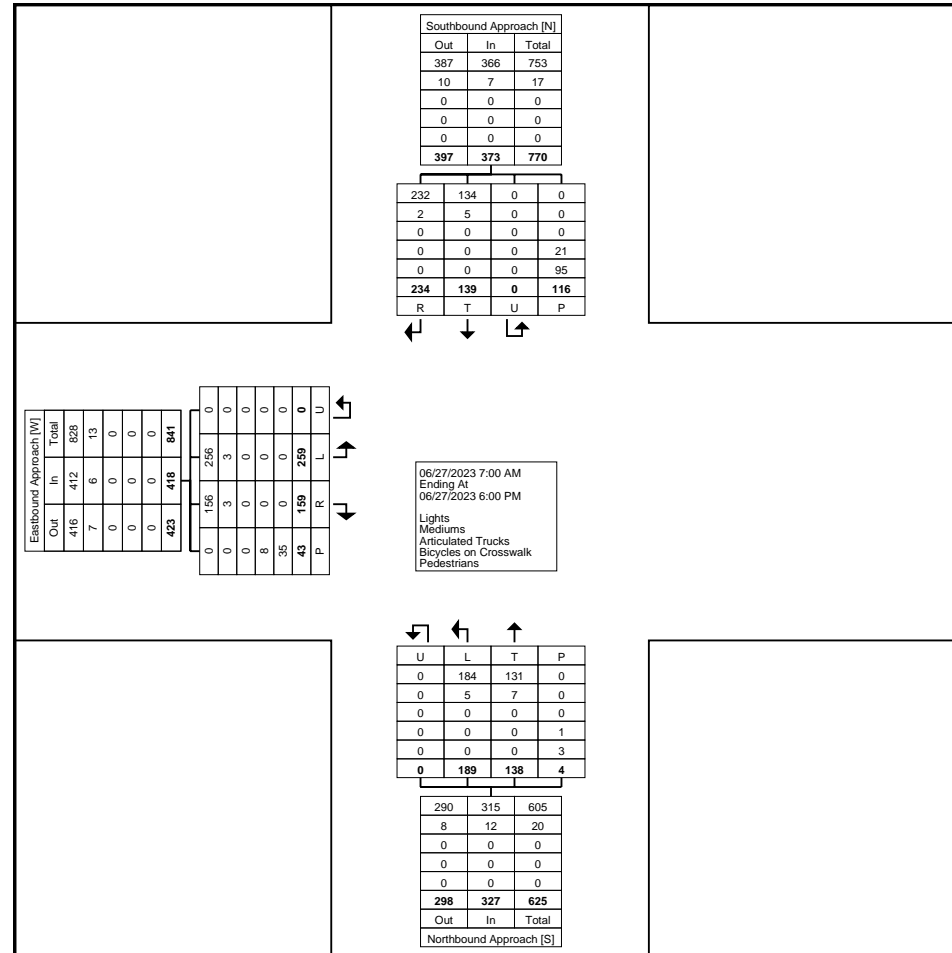
Lights	232	134	0	-	366	131	184	0	-	315	156	256	0	-	412	1093
% Lights	99.1	96.4	-	-	98.1	94.9	97.4	-	-	96.3	98.1	98.8	-	-	98.6	97.8
Mediums	2	5	0	-	7	7	5	0	-	12	3	3	0	-	6	25
% Mediums	0.9	3.6	-	-	1.9	5.1	2.6	-	-	3.7	1.9	1.2	-	-	1.4	2.2
Articulated Trucks	0	0	0	-	0	0	0	0	-	0	0	0	0	-	0	0
% Articulated Trucks	0.0	0.0	-	-	0.0	0.0	0.0	-	-	0.0	0.0	0.0	-	-	0.0	0.0
Bicycles on Crosswalk	-	-	-	21	-	-	-	-	1	-	-	-	-	8	-	-
% Bicycles on Crosswalk	-	-	-	18.1	-	-	-	-	25.0	-	-	-	-	18.6	-	-
Pedestrians	-	-	-	95	-	-	-	-	3	-	-	-	-	35	-	-
% Pedestrians	-	-	-	81.9	-	-	-	-	75.0	-	-	-	-	81.4	-	-



City of Lloydminster  
4420-50 Avenue

Lloydminster, Alberta, Canada T9V 0W2  
(780) 875-6184 waguinaldo@lloydminster.ca

Count Name: 29 Street and 57A Avenue  
Site Code: 2957A  
Start Date: 06/27/2023  
Page No: 3



Turning Movement Data Plot



City of Lloydminster  
4420-50 Avenue

Lloydminster, Alberta, Canada T9V 0W2  
(780) 875-6184 waguinaldo@lloydminster.ca

Count Name: 29 Street and 57A Avenue  
Site Code: 2957A  
Start Date: 06/27/2023  
Page No: 4

### Turning Movement Peak Hour Data (7:45 AM)

Start Time	Southbound Approach					Northbound Approach					Eastbound Approach					Int. Total
	Right	Thru	U-Turn	Peds	App. Total	Thru	Left	U-Turn	Peds	App. Total	Right	Left	U-Turn	Peds	App. Total	
7:45 AM	10	4	0	4	14	8	10	0	0	18	7	11	0	2	18	50
8:00 AM	10	13	0	1	23	16	11	0	0	27	7	23	0	0	30	80
8:15 AM	5	11	0	2	16	4	13	0	0	17	5	15	0	1	20	53
8:30 AM	12	7	0	0	19	10	15	0	0	25	5	8	0	0	13	57
Total	37	35	0	7	72	38	49	0	0	87	24	57	0	3	81	240
Approach %	51.4	48.6	0.0	-	-	43.7	56.3	0.0	-	-	29.6	70.4	0.0	-	-	-
Total %	15.4	14.6	0.0	-	30.0	15.8	20.4	0.0	-	36.3	10.0	23.8	0.0	-	33.8	-
PHF	0.771	0.673	0.000	-	0.783	0.594	0.817	0.000	-	0.806	0.857	0.620	0.000	-	0.675	0.750
Lights	36	30	0	-	66	32	48	0	-	80	24	56	0	-	80	226
% Lights	97.3	85.7	-	-	91.7	84.2	98.0	-	-	92.0	100.0	98.2	-	-	98.8	94.2
Mediums	1	5	0	-	6	6	1	0	-	7	0	1	0	-	1	14
% Mediums	2.7	14.3	-	-	8.3	15.8	2.0	-	-	8.0	0.0	1.8	-	-	1.2	5.8
Articulated Trucks	0	0	0	-	0	0	0	0	-	0	0	0	0	-	0	0
% Articulated Trucks	0.0	0.0	-	-	0.0	0.0	0.0	-	-	0.0	0.0	0.0	-	-	0.0	0.0
Bicycles on Crosswalk	-	-	-	3	-	-	-	-	0	-	-	-	-	1	-	-
% Bicycles on Crosswalk	-	-	-	42.9	-	-	-	-	-	-	-	-	-	33.3	-	-
Pedestrians	-	-	-	4	-	-	-	-	0	-	-	-	-	2	-	-
% Pedestrians	-	-	-	57.1	-	-	-	-	-	-	-	-	-	66.7	-	-

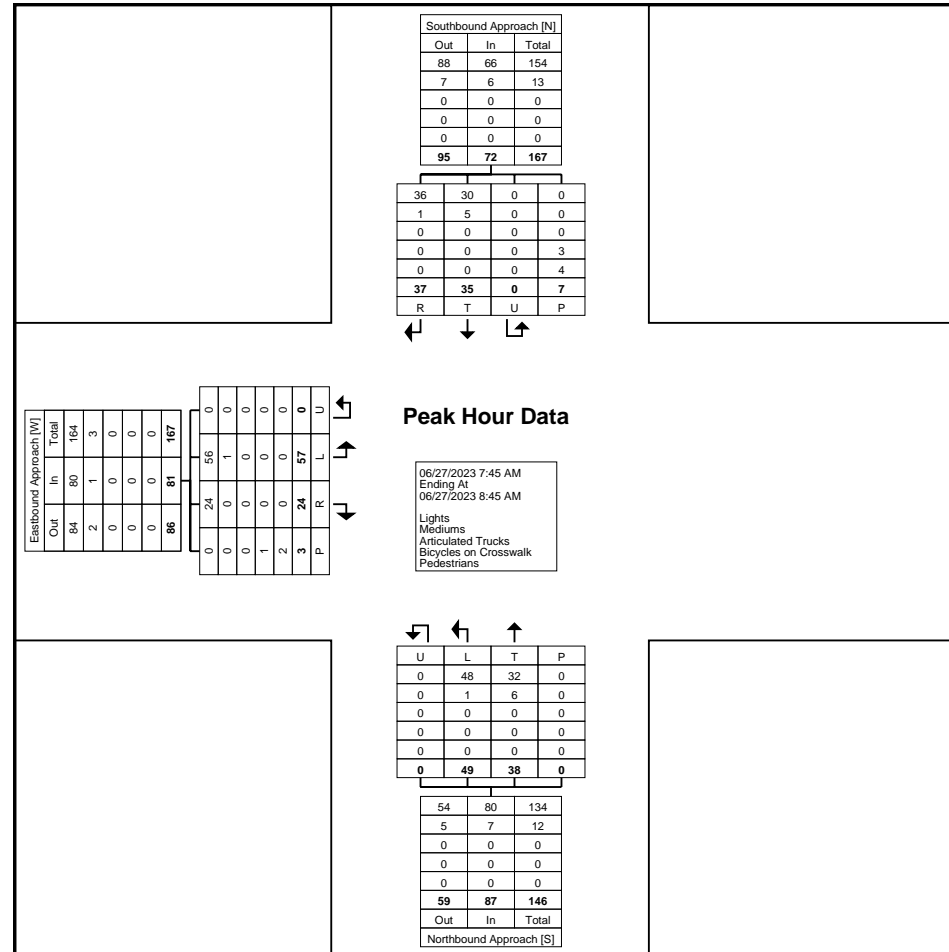




City of Lloydminster  
4420-50 Avenue

Lloydminster, Alberta, Canada T9V 0W2  
(780) 875-6184 waguinaldo@lloydminster.ca

Count Name: 29 Street and 57A Avenue  
Site Code: 2957A  
Start Date: 06/27/2023  
Page No: 5



Turning Movement Peak Hour Data Plot (7:45 AM)



City of Lloydminster  
4420-50 Avenue

Lloydminster, Alberta, Canada T9V 0W2  
(780) 875-6184 waguinaldo@lloydminster.ca

Count Name: 29 Street and 57A Avenue  
Site Code: 2957A  
Start Date: 06/27/2023  
Page No: 6

### Turning Movement Peak Hour Data (12:00 PM)

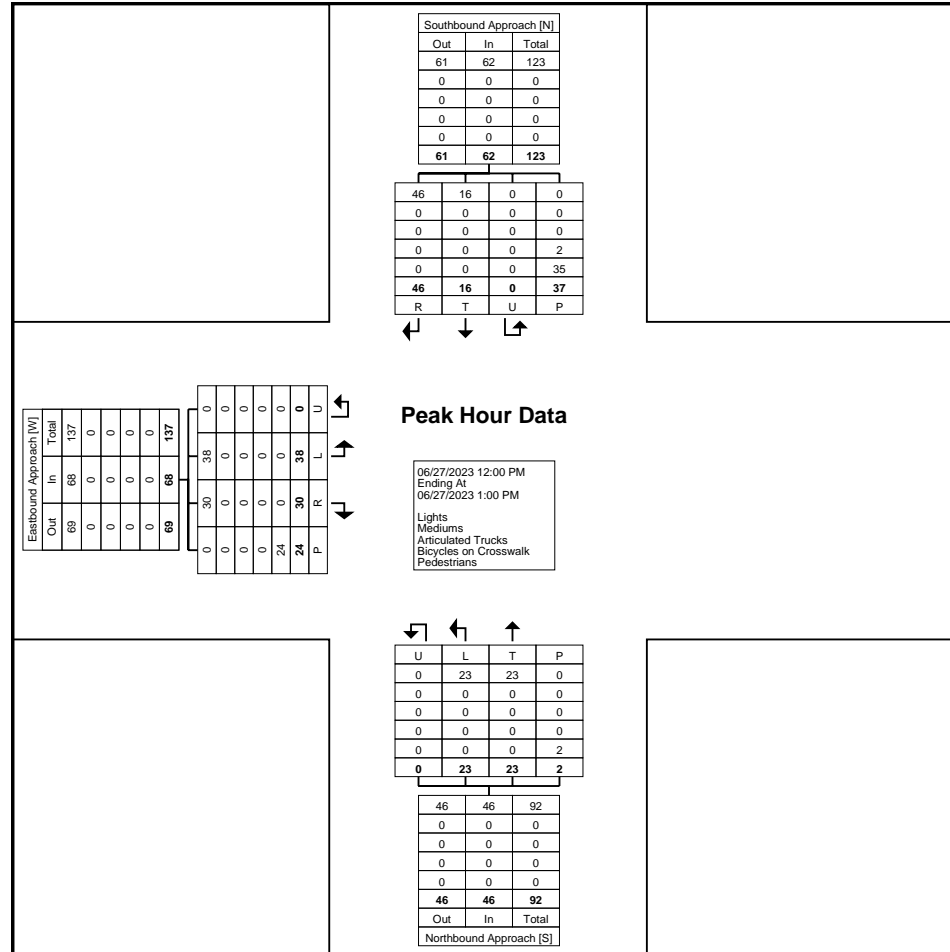
Start Time	Southbound Approach					Northbound Approach					Eastbound Approach					Int. Total
	Right	Thru	U-Turn	Peds	App. Total	Thru	Left	U-Turn	Peds	App. Total	Right	Left	U-Turn	Peds	App. Total	
12:00 PM	17	4	0	5	21	4	5	0	0	9	6	15	0	0	21	51
12:15 PM	11	5	0	3	16	9	5	0	0	14	9	8	0	0	17	47
12:30 PM	10	4	0	4	14	5	6	0	2	11	5	8	0	0	13	38
12:45 PM	8	3	0	25	11	5	7	0	0	12	10	7	0	24	17	40
Total	46	16	0	37	62	23	23	0	2	46	30	38	0	24	68	176
Approach %	74.2	25.8	0.0	-	-	50.0	50.0	0.0	-	-	44.1	55.9	0.0	-	-	-
Total %	26.1	9.1	0.0	-	35.2	13.1	13.1	0.0	-	26.1	17.0	21.6	0.0	-	38.6	-
PHF	0.676	0.800	0.000	-	0.738	0.639	0.821	0.000	-	0.821	0.750	0.633	0.000	-	0.810	0.863
Lights	46	16	0	-	62	23	23	0	-	46	30	38	0	-	68	176
% Lights	100.0	100.0	-	-	100.0	100.0	100.0	-	-	100.0	100.0	100.0	-	-	100.0	100.0
Mediums	0	0	0	-	0	0	0	0	-	0	0	0	0	-	0	0
% Mediums	0.0	0.0	-	-	0.0	0.0	0.0	-	-	0.0	0.0	0.0	-	-	0.0	0.0
Articulated Trucks	0	0	0	-	0	0	0	0	-	0	0	0	0	-	0	0
% Articulated Trucks	0.0	0.0	-	-	0.0	0.0	0.0	-	-	0.0	0.0	0.0	-	-	0.0	0.0
Bicycles on Crosswalk	-	-	-	2	-	-	-	-	0	-	-	-	-	0	-	-
% Bicycles on Crosswalk	-	-	-	5.4	-	-	-	-	0.0	-	-	-	-	0.0	-	-
Pedestrians	-	-	-	35	-	-	-	-	2	-	-	-	-	24	-	-
% Pedestrians	-	-	-	94.6	-	-	-	-	100.0	-	-	-	-	100.0	-	-



City of Lloydminster  
4420-50 Avenue

Lloydminster, Alberta, Canada T9V 0W2  
(780) 875-6184 waguinaldo@lloydminster.ca

Count Name: 29 Street and 57A Avenue  
Site Code: 2957A  
Start Date: 06/27/2023  
Page No: 7



Turning Movement Peak Hour Data Plot (12:00 PM)



City of Lloydminster  
4420-50 Avenue

Lloydminster, Alberta, Canada T9V 0W2  
(780) 875-6184 waguinaldo@lloydminster.ca

Count Name: 29 Street and 57A Avenue  
Site Code: 2957A  
Start Date: 06/27/2023  
Page No: 8

### Turning Movement Peak Hour Data (5:00 PM)

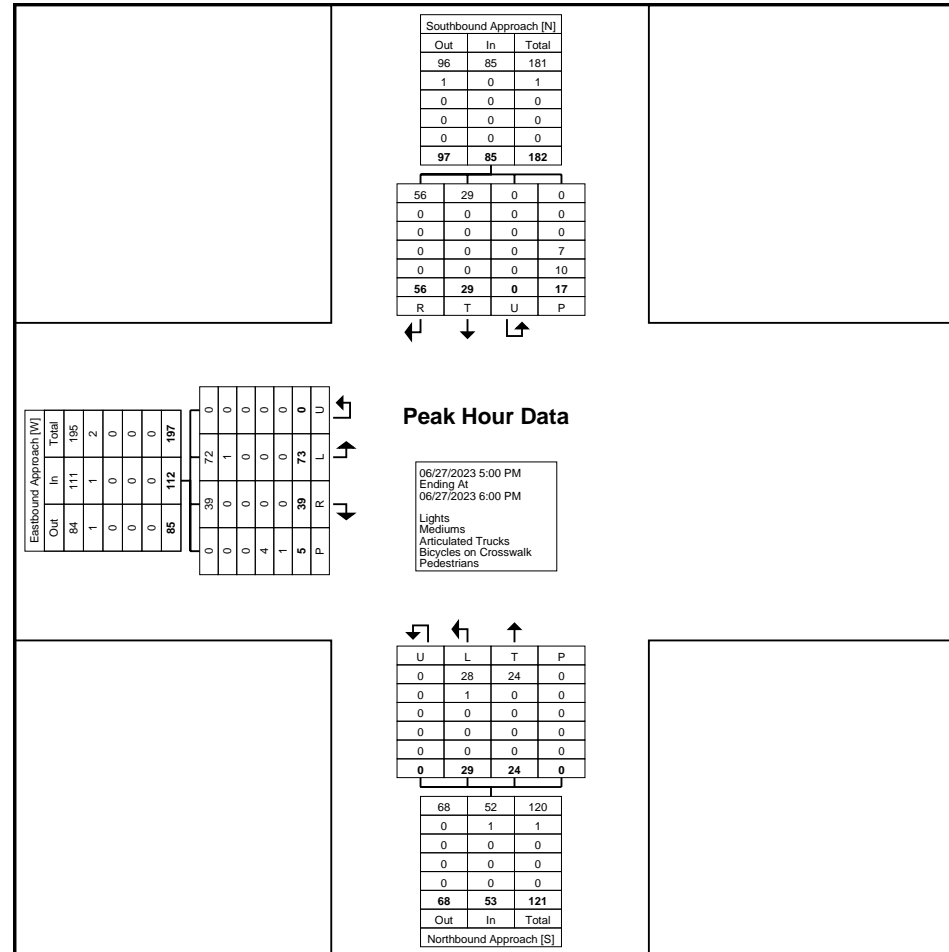
Start Time	Southbound Approach					Northbound Approach					Eastbound Approach					Int. Total
	Right	Thru	U-Turn	Peds	App. Total	Thru	Left	U-Turn	Peds	App. Total	Right	Left	U-Turn	Peds	App. Total	
5:00 PM	15	8	0	4	23	4	9	0	0	13	14	24	0	0	38	74
5:15 PM	20	6	0	1	26	8	10	0	0	18	10	18	0	0	28	72
5:30 PM	14	8	0	4	22	5	2	0	0	7	8	16	0	4	24	53
5:45 PM	7	7	0	8	14	7	8	0	0	15	7	15	0	1	22	51
Total	56	29	0	17	85	24	29	0	0	53	39	73	0	5	112	250
Approach %	65.9	34.1	0.0	-	-	45.3	54.7	0.0	-	-	34.8	65.2	0.0	-	-	-
Total %	22.4	11.6	0.0	-	34.0	9.6	11.6	0.0	-	21.2	15.6	29.2	0.0	-	44.8	-
PHF	0.700	0.906	0.000	-	0.817	0.750	0.725	0.000	-	0.736	0.696	0.760	0.000	-	0.737	0.845
Lights	56	29	0	-	85	24	28	0	-	52	39	72	0	-	111	248
% Lights	100.0	100.0	-	-	100.0	100.0	96.6	-	-	98.1	100.0	98.6	-	-	99.1	99.2
Mediums	0	0	0	-	0	0	1	0	-	1	0	1	0	-	1	2
% Mediums	0.0	0.0	-	-	0.0	0.0	3.4	-	-	1.9	0.0	1.4	-	-	0.9	0.8
Articulated Trucks	0	0	0	-	0	0	0	0	-	0	0	0	0	-	0	0
% Articulated Trucks	0.0	0.0	-	-	0.0	0.0	0.0	-	-	0.0	0.0	0.0	-	-	0.0	0.0
Bicycles on Crosswalk	-	-	-	7	-	-	-	-	0	-	-	-	-	4	-	-
% Bicycles on Crosswalk	-	-	-	41.2	-	-	-	-	-	-	-	-	-	80.0	-	-
Pedestrians	-	-	-	10	-	-	-	-	0	-	-	-	-	1	-	-
% Pedestrians	-	-	-	58.8	-	-	-	-	-	-	-	-	-	20.0	-	-



City of Lloydminster  
4420-50 Avenue

Lloydminster, Alberta, Canada T9V 0W2  
(780) 875-6184 waguinaldo@lloydminster.ca

Count Name: 29 Street and 57A Avenue  
Site Code: 2957A  
Start Date: 06/27/2023  
Page No: 9



Turning Movement Peak Hour Data Plot (5:00 PM)



City of Lloydminster  
4420-50 Avenue

Lloydminster, Alberta, Canada T9V 0W2  
(780) 875-6184 waguinaldo@lloydminster.ca

Count Name: 29 Street and 59 Avenue  
Site Code: 2959  
Start Date: 05/24/2023  
Page No: 1

### Turning Movement Data

Start Time	Southbound Approach Southbound						Westbound Approach Westbound						Northbound Approach Northbound						Eastbound Approach Eastbound						Int. Total
	Right	Thru	Left	U-Turn	Peds	App. Total	Right	Thru	Left	U-Turn	Peds	App. Total	Right	Thru	Left	U-Turn	Peds	App. Total	Right	Thru	Left	U-Turn	Peds	App. Total	
7:00 AM	0	36	2	0	0	38	15	0	1	0	0	16	0	61	1	0	0	62	0	0	1	0	0	1	117
7:15 AM	0	32	3	0	4	35	7	0	2	0	2	9	2	96	3	0	0	101	0	2	0	0	0	2	147
7:30 AM	3	47	9	0	4	59	17	0	1	0	1	18	1	110	1	0	0	112	4	0	1	0	0	5	194
7:45 AM	14	81	7	0	1	102	19	1	3	0	0	23	5	221	2	0	0	228	3	0	3	0	0	6	359
Hourly Total	17	196	21	0	9	234	58	1	7	0	3	66	8	488	7	0	0	503	7	2	5	0	0	14	817
8:00 AM	10	82	13	0	1	105	19	1	3	0	0	23	7	132	5	0	0	144	2	2	5	0	0	9	281
8:15 AM	3	88	20	0	1	111	20	0	2	0	0	22	6	137	2	0	0	145	5	0	1	0	1	6	284
8:30 AM	5	72	6	0	3	83	20	1	2	0	0	23	2	146	4	0	0	152	0	0	1	0	0	1	259
8:45 AM	12	99	6	0	1	117	9	3	3	0	0	15	0	133	9	0	0	142	1	0	2	0	0	3	277
Hourly Total	30	341	45	0	6	416	68	5	10	0	0	83	15	548	20	0	0	583	8	2	9	0	1	19	1101
*** BREAK ***	-	-	-	-	-	-	-	-	-	-	-	-	-	-	-	-	-	-	-	-	-	-	-	-	-
11:30 AM	6	105	7	0	0	118	17	0	0	0	0	17	0	83	4	0	0	87	3	1	6	0	0	10	232
11:45 AM	10	95	6	0	2	111	13	1	1	0	0	15	5	80	3	0	0	88	2	0	6	0	0	8	222
Hourly Total	16	200	13	0	2	229	30	1	1	0	0	32	5	163	7	0	0	175	5	1	12	0	0	18	454
12:00 PM	6	119	15	0	2	140	7	0	1	0	0	8	2	87	3	0	0	92	2	0	1	0	0	3	243
12:15 PM	11	119	17	0	1	147	13	0	2	0	0	15	0	109	2	0	0	111	2	0	2	0	0	4	277
12:30 PM	3	114	6	0	0	123	8	0	1	0	0	9	0	86	0	0	0	86	8	3	6	0	0	17	235
12:45 PM	7	111	16	0	3	134	11	1	2	1	2	15	0	121	6	0	0	127	1	1	5	0	1	7	283
Hourly Total	27	463	54	0	6	544	39	1	6	1	2	47	2	403	11	0	0	416	13	4	14	0	1	31	1038
1:00 PM	7	90	11	0	1	108	20	1	6	0	0	27	0	118	2	0	0	120	4	2	5	0	0	11	266
1:15 PM	13	85	7	0	7	105	5	1	3	0	0	9	0	91	3	0	0	94	5	1	5	0	0	11	219
*** BREAK ***	-	-	-	-	-	-	-	-	-	-	-	-	-	-	-	-	-	-	-	-	-	-	-	-	-
Hourly Total	20	175	18	0	8	213	25	2	9	0	0	36	0	209	5	0	0	214	9	3	10	0	0	22	485
4:00 PM	8	119	8	0	4	135	12	1	1	0	1	14	2	78	5	0	0	85	5	0	3	0	0	8	242
4:15 PM	12	151	19	0	2	182	16	2	2	0	2	20	2	81	9	0	0	92	5	0	4	0	0	9	303
4:30 PM	10	152	26	0	0	188	16	1	2	0	1	19	5	106	9	0	0	120	4	0	5	0	0	9	336
4:45 PM	16	165	16	0	2	197	10	2	1	0	4	13	4	102	12	0	0	118	10	1	14	0	0	25	353
Hourly Total	46	587	69	0	8	702	54	6	6	0	8	66	13	367	35	0	0	415	24	1	26	0	0	51	1234
5:00 PM	9	173	27	0	2	209	11	1	0	0	0	12	4	111	11	0	1	126	6	3	9	0	0	18	365
5:15 PM	19	214	20	0	4	253	12	2	2	0	1	16	6	114	8	0	0	128	17	0	11	0	0	28	425
5:30 PM	17	141	21	0	1	179	18	2	4	0	0	24	2	87	11	0	0	100	12	1	11	0	0	24	327
5:45 PM	33	104	11	0	4	148	6	1	0	0	2	7	0	109	21	0	0	130	14	1	6	0	0	21	306
Hourly Total	78	632	79	0	11	789	47	6	6	0	3	59	12	421	51	0	1	484	49	5	37	0	0	91	1423
Grand Total	234	2594	299	0	50	3127	321	22	45	1	16	389	55	2599	136	0	1	2790	115	18	113	0	2	246	6552
Approach %	7.5	83.0	9.6	0.0	-	-	82.5	5.7	11.6	0.3	-	-	2.0	93.2	4.9	0.0	-	-	46.7	7.3	45.9	0.0	-	-	-

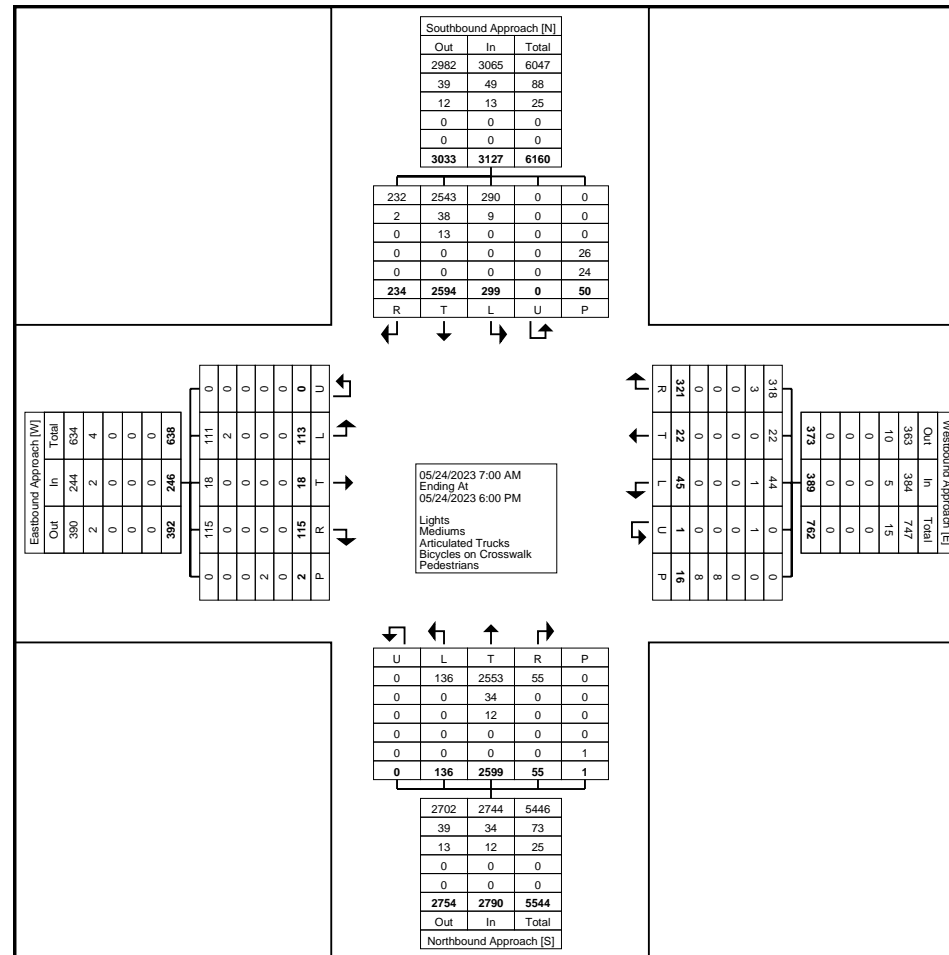
Total %	3.6	39.6	4.6	0.0	-	47.7	4.9	0.3	0.7	0.0	-	5.9	0.8	39.7	2.1	0.0	-	42.6	1.8	0.3	1.7	0.0	-	3.8	-
Lights	232	2543	290	0	-	3065	318	22	44	0	-	384	55	2553	136	0	-	2744	115	18	111	0	-	244	6437
% Lights	99.1	98.0	97.0	-	-	98.0	99.1	100.0	97.8	0.0	-	98.7	100.0	98.2	100.0	-	-	98.4	100.0	100.0	98.2	-	-	99.2	98.2
Mediums	2	38	9	0	-	49	3	0	1	1	-	5	0	34	0	0	-	34	0	0	2	0	-	2	90
% Mediums	0.9	1.5	3.0	-	-	1.6	0.9	0.0	2.2	100.0	-	1.3	0.0	1.3	0.0	-	-	1.2	0.0	0.0	1.8	-	-	0.8	1.4
Articulated Trucks	0	13	0	0	-	13	0	0	0	0	-	0	0	12	0	0	-	12	0	0	0	0	-	0	25
% Articulated Trucks	0.0	0.5	0.0	-	-	0.4	0.0	0.0	0.0	0.0	-	0.0	0.0	0.5	0.0	-	-	0.4	0.0	0.0	0.0	-	-	0.0	0.4
Bicycles on Crosswalk	-	-	-	-	26	-	-	-	-	8	-	-	-	-	-	0	-	-	-	-	-	2	-	-	-
% Bicycles on Crosswalk	-	-	-	-	52.0	-	-	-	-	50.0	-	-	-	-	-	0.0	-	-	-	-	-	100.0	-	-	-
Pedestrians	-	-	-	-	24	-	-	-	-	8	-	-	-	-	-	1	-	-	-	-	-	0	-	-	-
% Pedestrians	-	-	-	-	48.0	-	-	-	-	50.0	-	-	-	-	-	100.0	-	-	-	-	-	0.0	-	-	-



City of Lloydminster  
4420-50 Avenue

Lloydminster, Alberta, Canada T9V 0W2  
(780) 875-6184 waguinaldo@lloydminster.ca

Count Name: 29 Street and 59 Avenue  
Site Code: 2959  
Start Date: 05/24/2023  
Page No: 3



Turning Movement Data Plot





City of Lloydminster  
4420-50 Avenue

Lloydminster, Alberta, Canada T9V 0W2  
(780) 875-6184 waguinaldo@lloydminster.ca

Count Name: 29 Street and 59 Avenue  
Site Code: 2959  
Start Date: 05/24/2023  
Page No: 4

### Turning Movement Peak Hour Data (7:45 AM)

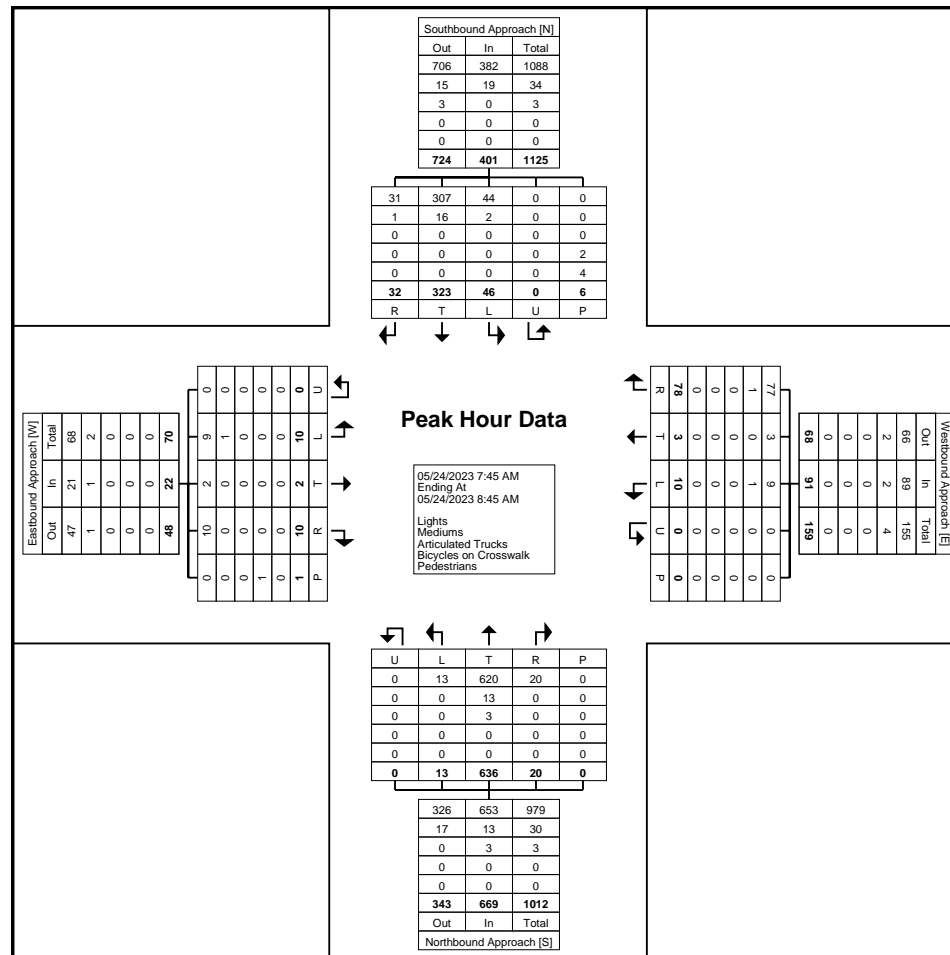
Start Time	Southbound Approach Southbound						Westbound Approach Westbound						Northbound Approach Northbound						Eastbound Approach Eastbound						Int. Total
	Right	Thru	Left	U-Turn	Peds	App. Total	Right	Thru	Left	U-Turn	Peds	App. Total	Right	Thru	Left	U-Turn	Peds	App. Total	Right	Thru	Left	U-Turn	Peds	App. Total	
7:45 AM	14	81	7	0	1	102	19	1	3	0	0	23	5	221	2	0	0	228	3	0	3	0	0	6	359
8:00 AM	10	82	13	0	1	105	19	1	3	0	0	23	7	132	5	0	0	144	2	2	5	0	0	9	281
8:15 AM	3	88	20	0	1	111	20	0	2	0	0	22	6	137	2	0	0	145	5	0	1	0	1	6	284
8:30 AM	5	72	6	0	3	83	20	1	2	0	0	23	2	146	4	0	0	152	0	0	1	0	0	1	259
Total	32	323	46	0	6	401	78	3	10	0	0	91	20	636	13	0	0	669	10	2	10	0	1	22	1183
Approach %	8.0	80.5	11.5	0.0	-	-	85.7	3.3	11.0	0.0	-	-	3.0	95.1	1.9	0.0	-	-	45.5	9.1	45.5	0.0	-	-	-
Total %	2.7	27.3	3.9	0.0	-	33.9	6.6	0.3	0.8	0.0	-	7.7	1.7	53.8	1.1	0.0	-	56.6	0.8	0.2	0.8	0.0	-	1.9	-
PHF	0.571	0.918	0.575	0.000	-	0.903	0.975	0.750	0.833	0.000	-	0.989	0.714	0.719	0.650	0.000	-	0.734	0.500	0.250	0.500	0.000	-	0.611	0.824
Lights	31	307	44	0	-	382	77	3	9	0	-	89	20	620	13	0	-	653	10	2	9	0	-	21	1145
% Lights	96.9	95.0	95.7	-	-	95.3	98.7	100.0	90.0	-	-	97.8	100.0	97.5	100.0	-	-	97.6	100.0	100.0	90.0	-	-	95.5	96.8
Mediums	1	16	2	0	-	19	1	0	1	0	-	2	0	13	0	0	-	13	0	0	1	0	-	1	35
% Mediums	3.1	5.0	4.3	-	-	4.7	1.3	0.0	10.0	-	-	2.2	0.0	2.0	0.0	-	-	1.9	0.0	0.0	10.0	-	-	4.5	3.0
Articulated Trucks	0	0	0	0	-	0	0	0	0	0	-	0	0	3	0	0	-	3	0	0	0	0	-	0	3
% Articulated Trucks	0.0	0.0	0.0	-	-	0.0	0.0	0.0	0.0	-	-	0.0	0.0	0.5	0.0	-	-	0.4	0.0	0.0	0.0	-	-	0.0	0.3
Bicycles on Crosswalk	-	-	-	-	2	-	-	-	-	-	0	-	-	-	-	-	0	-	-	-	-	-	1	-	-
% Bicycles on Crosswalk	-	-	-	-	33.3	-	-	-	-	-	-	-	-	-	-	-	-	-	-	-	-	-	100.0	-	-
Pedestrians	-	-	-	-	4	-	-	-	-	-	0	-	-	-	-	-	0	-	-	-	-	-	0	-	-
% Pedestrians	-	-	-	-	66.7	-	-	-	-	-	-	-	-	-	-	-	-	-	-	-	-	-	0.0	-	-



City of Lloydminster  
4420-50 Avenue

Lloydminster, Alberta, Canada T9V 0W2  
(780) 875-6184 waguinaldo@lloydminster.ca

Count Name: 29 Street and 59 Avenue  
Site Code: 2959  
Start Date: 05/24/2023  
Page No: 5



Turning Movement Peak Hour Data Plot (7:45 AM)



City of Lloydminster  
4420-50 Avenue

Lloydminster, Alberta, Canada T9V 0W2  
(780) 875-6184 waguinaldo@lloydminster.ca

Count Name: 29 Street and 59 Avenue  
Site Code: 2959  
Start Date: 05/24/2023  
Page No: 6

### Turning Movement Peak Hour Data (12:15 PM)

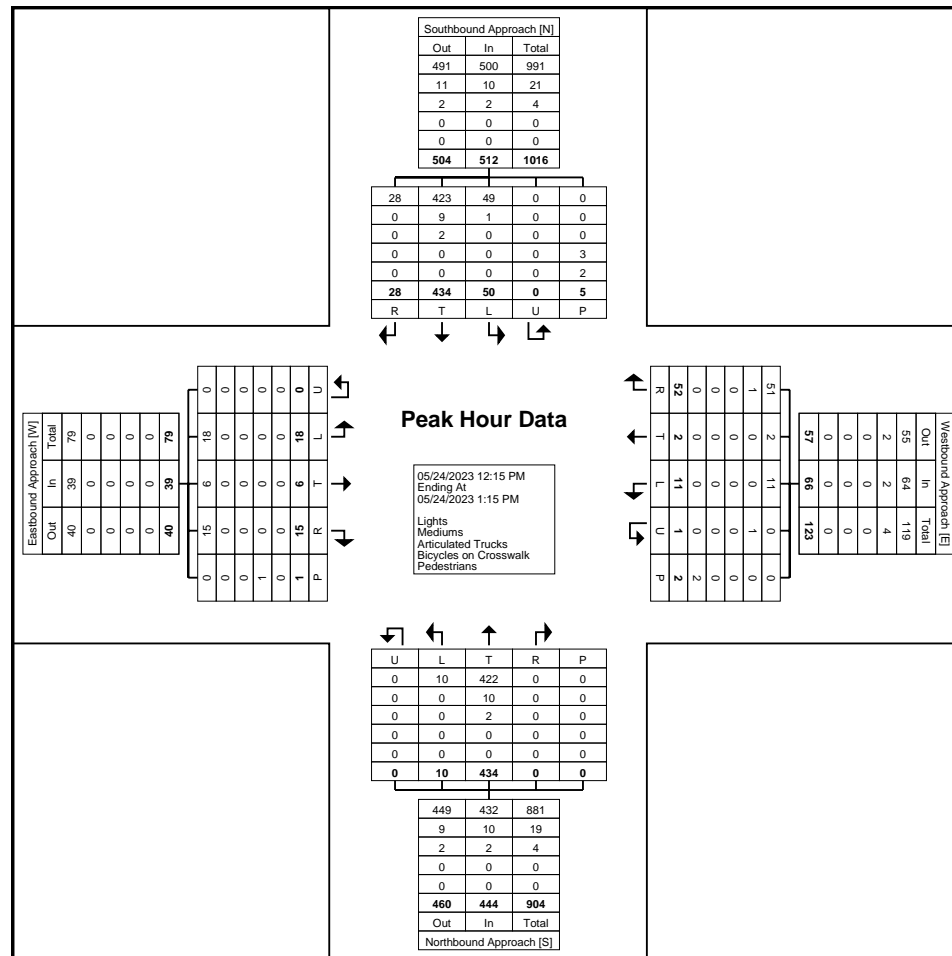
Start Time	Southbound Approach Southbound						Westbound Approach Westbound						Northbound Approach Northbound						Eastbound Approach Eastbound						Int. Total	
	Right	Thru	Left	U-Turn	Peds	App. Total	Right	Thru	Left	U-Turn	Peds	App. Total	Right	Thru	Left	U-Turn	Peds	App. Total	Right	Thru	Left	U-Turn	Peds	App. Total		
12:15 PM	11	119	17	0	1	147	13	0	2	0	0	15	0	109	2	0	0	0	111	2	0	2	0	0	4	277
12:30 PM	3	114	6	0	0	123	8	0	1	0	0	9	0	86	0	0	0	0	86	8	3	6	0	0	17	235
12:45 PM	7	111	16	0	3	134	11	1	2	1	2	15	0	121	6	0	0	0	127	1	1	5	0	1	7	283
1:00 PM	7	90	11	0	1	108	20	1	6	0	0	27	0	118	2	0	0	0	120	4	2	5	0	0	11	266
<b>Total</b>	<b>28</b>	<b>434</b>	<b>50</b>	<b>0</b>	<b>5</b>	<b>512</b>	<b>52</b>	<b>2</b>	<b>11</b>	<b>1</b>	<b>2</b>	<b>66</b>	<b>0</b>	<b>434</b>	<b>10</b>	<b>0</b>	<b>0</b>	<b>0</b>	<b>444</b>	<b>15</b>	<b>6</b>	<b>18</b>	<b>0</b>	<b>1</b>	<b>39</b>	<b>1061</b>
Approach %	5.5	84.8	9.8	0.0	-	-	78.8	3.0	16.7	1.5	-	-	0.0	97.7	2.3	0.0	-	-	38.5	15.4	46.2	0.0	-	-	-	-
Total %	2.6	40.9	4.7	0.0	-	48.3	4.9	0.2	1.0	0.1	-	6.2	0.0	40.9	0.9	0.0	-	41.8	1.4	0.6	1.7	0.0	-	3.7	-	-
PHF	0.636	0.912	0.735	0.000	-	0.871	0.650	0.500	0.458	0.250	-	0.611	0.000	0.897	0.417	0.000	-	0.874	0.469	0.500	0.750	0.000	-	0.574	0.937	
Lights	28	423	49	0	-	500	51	2	11	0	-	64	0	422	10	0	-	432	15	6	18	0	-	39	1035	
% Lights	100.0	97.5	98.0	-	-	97.7	98.1	100.0	100.0	0.0	-	97.0	-	97.2	100.0	-	-	97.3	100.0	100.0	100.0	-	-	100.0	97.5	
Mediums	0	9	1	0	-	10	1	0	0	1	-	2	0	10	0	0	-	10	0	0	0	0	-	0	22	
% Mediums	0.0	2.1	2.0	-	-	2.0	1.9	0.0	0.0	100.0	-	3.0	-	2.3	0.0	-	-	2.3	0.0	0.0	0.0	-	-	0.0	2.1	
Articulated Trucks	0	2	0	0	-	2	0	0	0	0	-	0	0	2	0	0	-	2	0	0	0	0	-	0	4	
% Articulated Trucks	0.0	0.5	0.0	-	-	0.4	0.0	0.0	0.0	0.0	-	0.0	-	0.5	0.0	-	-	0.5	0.0	0.0	0.0	-	-	0.0	0.4	
Bicycles on Crosswalk	-	-	-	-	3	-	-	-	-	-	0	-	-	-	-	-	0	-	-	-	-	-	1	-	-	
% Bicycles on Crosswalk	-	-	-	-	60.0	-	-	-	-	-	0.0	-	-	-	-	-	-	-	-	-	-	-	100.0	-	-	
Pedestrians	-	-	-	-	2	-	-	-	-	-	2	-	-	-	-	-	0	-	-	-	-	-	0	-	-	
% Pedestrians	-	-	-	-	40.0	-	-	-	-	-	100.0	-	-	-	-	-	-	-	-	-	-	-	0.0	-	-	



City of Lloydminster  
4420-50 Avenue

Lloydminster, Alberta, Canada T9V 0W2  
(780) 875-6184 waguinaldo@lloydminster.ca

Count Name: 29 Street and 59 Avenue  
Site Code: 2959  
Start Date: 05/24/2023  
Page No: 7



Turning Movement Peak Hour Data Plot (12:15 PM)

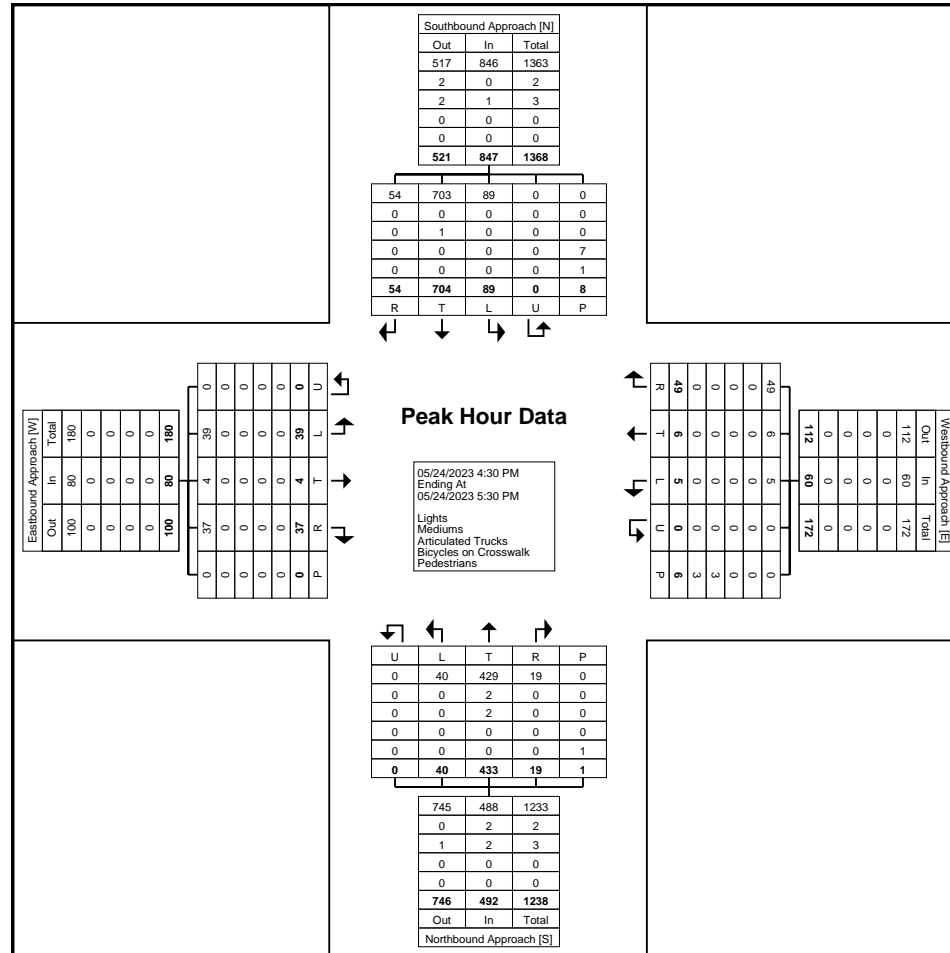




City of Lloydminster  
4420-50 Avenue

Lloydminster, Alberta, Canada T9V 0W2  
(780) 875-6184 waguinaldo@lloydminster.ca

Count Name: 29 Street and 59 Avenue  
Site Code: 2959  
Start Date: 05/24/2023  
Page No: 9



Turning Movement Peak Hour Data Plot (4:30 PM)



City of Lloydminster  
4420-50 Avenue

Lloydminster, Alberta, Canada T9V 0W2  
(780) 875-6184 waguinaldo@lloydminster.ca

Count Name: 29 Street and 65 Avenue  
Site Code: 2965  
Start Date: 05/23/2023  
Page No: 1

### Turning Movement Data

Start Time	65 Avenue Southbound						67 Avenue Westbound						29 Street Northbound						67 Avenue Eastbound						Int. Total
	Right	Thru	Left	U-Turn	Peds	App. Total	Right	Thru	Left	U-Turn	Peds	App. Total	Right	Thru	Left	U-Turn	Peds	App. Total	Right	Thru	Left	U-Turn	Peds	App. Total	
7:00 AM	0	5	1	0	0	6	3	0	1	0	0	4	0	5	1	0	0	6	1	0	2	0	0	3	19
7:15 AM	0	4	1	0	0	5	4	0	0	0	0	4	0	5	3	0	0	8	3	1	0	0	0	4	21
7:30 AM	0	9	1	0	0	10	6	0	1	0	0	7	0	11	3	0	0	14	1	0	7	0	0	8	39
7:45 AM	2	9	3	0	0	14	6	1	2	0	0	9	1	40	3	0	0	44	4	0	12	0	4	16	83
Hourly Total	2	27	6	0	0	35	19	1	4	0	0	24	1	61	10	0	0	72	9	1	21	0	4	31	162
8:00 AM	2	10	2	0	0	14	6	0	0	0	0	6	0	33	2	0	1	35	1	0	5	0	0	6	61
8:15 AM	3	15	3	0	0	21	6	0	0	0	0	6	0	23	1	0	1	24	1	0	6	0	0	7	58
8:30 AM	3	15	4	0	2	22	6	1	0	0	1	7	0	15	3	0	0	18	1	0	5	0	0	6	53
8:45 AM	1	7	1	0	2	9	1	1	1	0	0	3	0	18	4	0	0	22	5	0	5	0	1	10	44
Hourly Total	9	47	10	0	4	66	19	2	1	0	1	22	0	89	10	0	2	99	8	0	21	0	1	29	216
*** BREAK ***	-	-	-	-	-	-	-	-	-	-	-	-	-	-	-	-	-	-	-	-	-	-	-	-	-
11:30 AM	3	10	0	0	0	13	0	0	0	0	0	0	0	9	0	0	1	9	3	0	3	0	0	6	28
11:45 AM	3	13	1	0	0	17	0	0	0	0	0	0	1	17	3	0	0	21	2	0	3	0	0	5	43
Hourly Total	6	23	1	0	0	30	0	0	0	0	0	0	1	26	3	0	1	30	5	0	6	0	0	11	71
12:00 PM	4	23	5	0	2	32	2	0	0	0	0	2	1	13	0	0	0	14	0	1	1	0	0	2	50
12:15 PM	3	10	3	0	0	16	3	3	0	0	0	6	0	16	4	0	0	20	3	2	2	0	0	7	49
12:30 PM	0	17	4	0	3	21	2	0	0	0	2	2	1	14	3	0	0	18	2	0	2	0	0	4	45
12:45 PM	3	15	1	0	0	19	4	0	0	0	0	4	0	20	2	0	0	22	1	0	1	0	0	2	47
Hourly Total	10	65	13	0	5	88	11	3	0	0	2	14	2	63	9	0	0	74	6	3	6	0	0	15	191
1:00 PM	1	13	1	0	2	15	7	1	2	0	0	10	0	18	0	0	0	18	2	0	3	0	0	5	48
1:15 PM	2	5	1	0	0	8	1	0	0	0	0	1	1	16	1	0	0	18	3	0	4	0	0	7	34
*** BREAK ***	-	-	-	-	-	-	-	-	-	-	-	-	-	-	-	-	-	-	-	-	-	-	-	-	-
Hourly Total	3	18	2	0	2	23	8	1	2	0	0	11	1	34	1	0	0	36	5	0	7	0	0	12	82
4:00 PM	3	13	3	0	1	19	2	0	2	0	0	4	1	16	1	0	0	18	3	0	1	0	0	4	45
4:15 PM	1	14	5	0	1	20	5	1	0	0	0	6	0	20	1	0	0	21	2	1	2	0	0	5	52
4:30 PM	5	18	6	0	0	29	2	0	0	0	0	2	0	17	4	0	0	21	4	3	2	0	0	9	61
4:45 PM	8	26	6	0	0	40	3	0	0	0	0	3	1	24	4	0	0	29	4	2	3	0	0	9	81
Hourly Total	17	71	20	0	2	108	12	1	2	0	0	15	2	77	10	0	0	89	13	6	8	0	0	27	239
5:00 PM	6	16	7	0	3	29	3	0	1	0	0	4	0	16	4	0	1	20	3	0	3	0	0	6	59
5:15 PM	8	21	5	0	3	34	8	0	3	0	4	11	1	30	3	0	0	34	3	1	6	0	0	10	89
5:30 PM	5	23	2	0	1	30	2	2	0	0	0	4	2	24	7	0	1	33	3	0	6	0	0	9	76
5:45 PM	5	16	2	0	0	23	4	0	1	0	0	5	0	27	1	0	1	28	2	2	6	0	0	10	66
Hourly Total	24	76	16	0	7	116	17	2	5	0	4	24	3	97	15	0	3	115	11	3	21	0	0	35	290
Grand Total	71	327	68	0	20	466	86	10	14	0	7	110	10	447	58	0	6	515	57	13	90	0	5	160	1251
Approach %	15.2	70.2	14.6	0.0	-	-	78.2	9.1	12.7	0.0	-	-	1.9	86.8	11.3	0.0	-	-	35.6	8.1	56.3	0.0	-	-	-

Total %	5.7	26.1	5.4	0.0	-	37.3	6.9	0.8	1.1	0.0	-	8.8	0.8	35.7	4.6	0.0	-	41.2	4.6	1.0	7.2	0.0	-	12.8	-
Lights	70	323	68	0	-	461	85	9	14	0	-	108	10	441	57	0	-	508	57	13	89	0	-	159	1236
% Lights	98.6	98.8	100.0	-	-	98.9	98.8	90.0	100.0	-	-	98.2	100.0	98.7	98.3	-	-	98.6	100.0	100.0	98.9	-	-	99.4	98.8
Mediums	1	4	0	0	-	5	1	1	0	0	-	2	0	6	1	0	-	7	0	0	1	0	-	1	15
% Mediums	1.4	1.2	0.0	-	-	1.1	1.2	10.0	0.0	-	-	1.8	0.0	1.3	1.7	-	-	1.4	0.0	0.0	1.1	-	-	0.6	1.2
Articulated Trucks	0	0	0	0	-	0	0	0	0	0	-	0	0	0	0	0	-	0	0	0	0	0	-	0	0
% Articulated Trucks	0.0	0.0	0.0	-	-	0.0	0.0	0.0	0.0	-	-	0.0	0.0	0.0	0.0	-	-	0.0	0.0	0.0	0.0	-	-	0.0	0.0
Bicycles on Crosswalk	-	-	-	-	3	-	-	-	-	0	-	-	-	-	-	3	-	-	-	-	-	0	-	-	-
% Bicycles on Crosswalk	-	-	-	-	15.0	-	-	-	-	0.0	-	-	-	-	-	50.0	-	-	-	-	-	0.0	-	-	-
Pedestrians	-	-	-	-	17	-	-	-	-	7	-	-	-	-	-	3	-	-	-	-	-	5	-	-	-
% Pedestrians	-	-	-	-	85.0	-	-	-	-	100.0	-	-	-	-	-	50.0	-	-	-	-	-	100.0	-	-	-

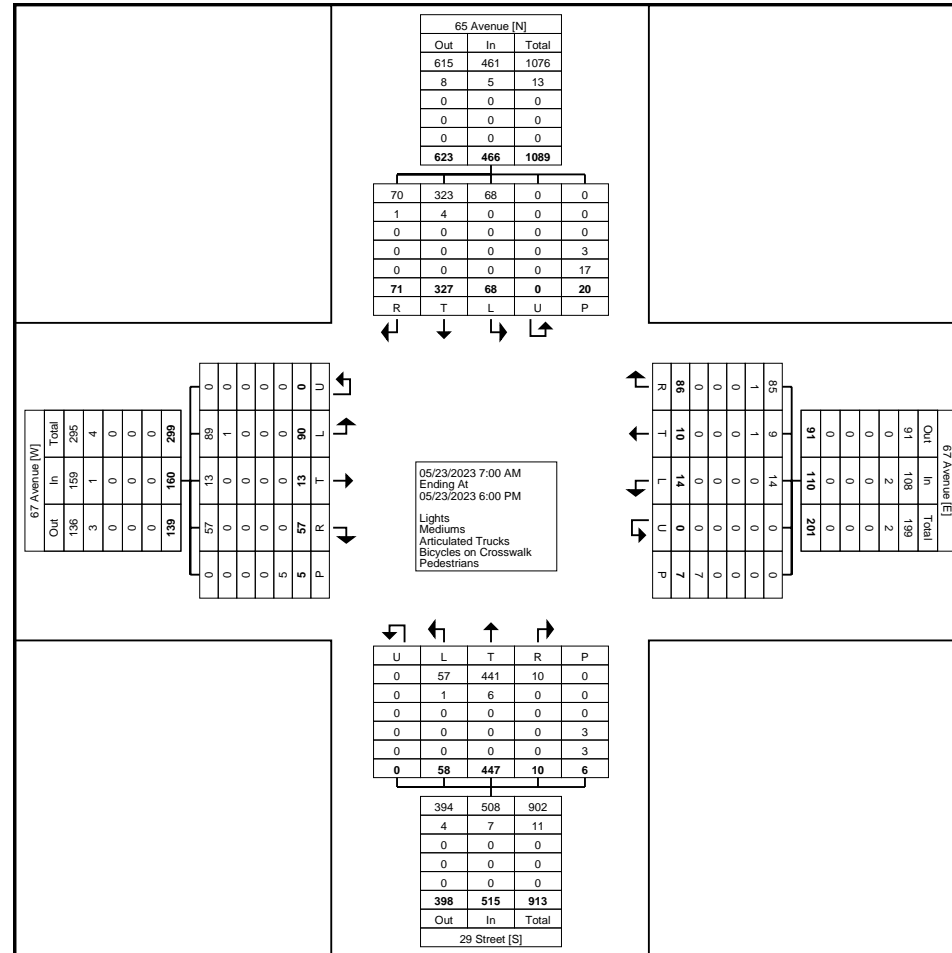




City of Lloydminster  
4420-50 Avenue

Lloydminster, Alberta, Canada T9V 0W2  
(780) 875-6184 waguinaldo@lloydminster.ca

Count Name: 29 Street and 65 Avenue  
Site Code: 2965  
Start Date: 05/23/2023  
Page No: 3



Turning Movement Data Plot



City of Lloydminster  
4420-50 Avenue

Lloydminster, Alberta, Canada T9V 0W2  
(780) 875-6184 waguinaldo@lloydminster.ca

Count Name: 29 Street and 65 Avenue  
Site Code: 2965  
Start Date: 05/23/2023  
Page No: 4

### Turning Movement Peak Hour Data (7:45 AM)

Start Time	65 Avenue Southbound						67 Avenue Westbound						29 Street Northbound						67 Avenue Eastbound						Int. Total
	Right	Thru	Left	U-Turn	Peds	App. Total	Right	Thru	Left	U-Turn	Peds	App. Total	Right	Thru	Left	U-Turn	Peds	App. Total	Right	Thru	Left	U-Turn	Peds	App. Total	
7:45 AM	2	9	3	0	0	14	6	1	2	0	0	9	1	40	3	0	0	44	4	0	12	0	4	16	83
8:00 AM	2	10	2	0	0	14	6	0	0	0	0	6	0	33	2	0	1	35	1	0	5	0	0	6	61
8:15 AM	3	15	3	0	0	21	6	0	0	0	0	6	0	23	1	0	1	24	1	0	6	0	0	7	58
8:30 AM	3	15	4	0	2	22	6	1	0	0	1	7	0	15	3	0	0	18	1	0	5	0	0	6	53
Total	10	49	12	0	2	71	24	2	2	0	1	28	1	111	9	0	2	121	7	0	28	0	4	35	255
Approach %	14.1	69.0	16.9	0.0	-	-	85.7	7.1	7.1	0.0	-	-	0.8	91.7	7.4	0.0	-	-	20.0	0.0	80.0	0.0	-	-	-
Total %	3.9	19.2	4.7	0.0	-	27.8	9.4	0.8	0.8	0.0	-	11.0	0.4	43.5	3.5	0.0	-	47.5	2.7	0.0	11.0	0.0	-	13.7	-
PHF	0.833	0.817	0.750	0.000	-	0.807	1.000	0.500	0.250	0.000	-	0.778	0.250	0.694	0.750	0.000	-	0.688	0.438	0.000	0.583	0.000	-	0.547	0.768
Lights	9	49	12	0	-	70	24	1	2	0	-	27	1	108	8	0	-	117	7	0	27	0	-	34	248
% Lights	90.0	100.0	100.0	-	-	98.6	100.0	50.0	100.0	-	-	96.4	100.0	97.3	88.9	-	-	96.7	100.0	-	96.4	-	-	97.1	97.3
Mediums	1	0	0	0	-	1	0	1	0	0	-	1	0	3	1	0	-	4	0	0	1	0	-	1	7
% Mediums	10.0	0.0	0.0	-	-	1.4	0.0	50.0	0.0	-	-	3.6	0.0	2.7	11.1	-	-	3.3	0.0	-	3.6	-	-	2.9	2.7
Articulated Trucks	0	0	0	0	-	0	0	0	0	0	-	0	0	0	0	0	-	0	0	0	0	0	-	0	0
% Articulated Trucks	0.0	0.0	0.0	-	-	0.0	0.0	0.0	0.0	-	-	0.0	0.0	0.0	0.0	-	-	0.0	0.0	-	0.0	-	-	0.0	0.0
Bicycles on Crosswalk	-	-	-	-	1	-	-	-	-	-	0	-	-	-	-	-	1	-	-	-	-	-	0	-	-
% Bicycles on Crosswalk	-	-	-	-	50.0	-	-	-	-	-	0.0	-	-	-	-	-	50.0	-	-	-	-	-	0.0	-	-
Pedestrians	-	-	-	-	1	-	-	-	-	-	1	-	-	-	-	-	1	-	-	-	-	-	4	-	-
% Pedestrians	-	-	-	-	50.0	-	-	-	-	-	100.0	-	-	-	-	-	50.0	-	-	-	-	-	100.0	-	-





City of Lloydminster  
4420-50 Avenue

Lloydminster, Alberta, Canada T9V 0W2  
(780) 875-6184 waguinaldo@lloydminster.ca

Count Name: 29 Street and 65 Avenue  
Site Code: 2965  
Start Date: 05/23/2023  
Page No: 6

### Turning Movement Peak Hour Data (12:00 PM)

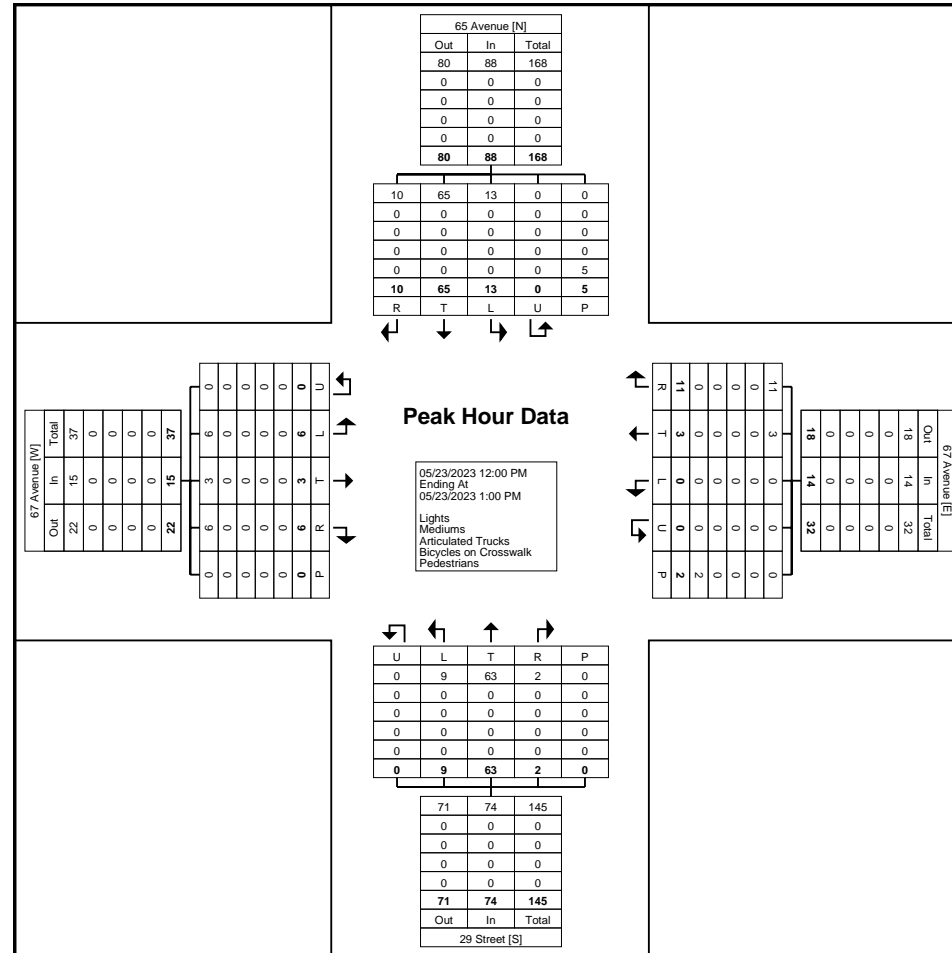
Start Time	65 Avenue Southbound						67 Avenue Westbound						29 Street Northbound						67 Avenue Eastbound						Int. Total
	Right	Thru	Left	U-Turn	Peds	App. Total	Right	Thru	Left	U-Turn	Peds	App. Total	Right	Thru	Left	U-Turn	Peds	App. Total	Right	Thru	Left	U-Turn	Peds	App. Total	
12:00 PM	4	23	5	0	2	32	2	0	0	0	0	2	1	13	0	0	0	14	0	1	1	0	0	2	50
12:15 PM	3	10	3	0	0	16	3	3	0	0	0	6	0	16	4	0	0	20	3	2	2	0	0	7	49
12:30 PM	0	17	4	0	3	21	2	0	0	0	2	2	1	14	3	0	0	18	2	0	2	0	0	4	45
12:45 PM	3	15	1	0	0	19	4	0	0	0	0	4	0	20	2	0	0	22	1	0	1	0	0	2	47
Total	10	65	13	0	5	88	11	3	0	0	2	14	2	63	9	0	0	74	6	3	6	0	0	15	191
Approach %	11.4	73.9	14.8	0.0	-	-	78.6	21.4	0.0	0.0	-	-	2.7	85.1	12.2	0.0	-	-	40.0	20.0	40.0	0.0	-	-	-
Total %	5.2	34.0	6.8	0.0	-	46.1	5.8	1.6	0.0	0.0	-	7.3	1.0	33.0	4.7	0.0	-	38.7	3.1	1.6	3.1	0.0	-	7.9	-
PHF	0.625	0.707	0.650	0.000	-	0.688	0.688	0.250	0.000	0.000	-	0.583	0.500	0.788	0.563	0.000	-	0.841	0.500	0.375	0.750	0.000	-	0.536	0.955
Lights	10	65	13	0	-	88	11	3	0	0	-	14	2	63	9	0	-	74	6	3	6	0	-	15	191
% Lights	100.0	100.0	100.0	-	-	100.0	100.0	100.0	-	-	-	100.0	100.0	100.0	100.0	-	-	100.0	100.0	100.0	100.0	-	-	100.0	100.0
Mediums	0	0	0	0	-	0	0	0	0	0	-	0	0	0	0	0	-	0	0	0	0	0	-	0	0
% Mediums	0.0	0.0	0.0	-	-	0.0	0.0	0.0	-	-	-	0.0	0.0	0.0	0.0	-	-	0.0	0.0	0.0	0.0	-	-	0.0	0.0
Articulated Trucks	0	0	0	0	-	0	0	0	0	0	-	0	0	0	0	0	-	0	0	0	0	0	-	0	0
% Articulated Trucks	0.0	0.0	0.0	-	-	0.0	0.0	0.0	-	-	-	0.0	0.0	0.0	0.0	-	-	0.0	0.0	0.0	0.0	-	-	0.0	0.0
Bicycles on Crosswalk	-	-	-	-	0	-	-	-	-	-	0	-	-	-	-	-	0	-	-	-	-	-	0	-	-
% Bicycles on Crosswalk	-	-	-	-	0.0	-	-	-	-	-	0.0	-	-	-	-	-	-	-	-	-	-	-	-	-	-
Pedestrians	-	-	-	-	5	-	-	-	-	-	2	-	-	-	-	-	0	-	-	-	-	-	0	-	-
% Pedestrians	-	-	-	-	100.0	-	-	-	-	-	100.0	-	-	-	-	-	-	-	-	-	-	-	-	-	-



City of Lloydminster  
4420-50 Avenue

Lloydminster, Alberta, Canada T9V 0W2  
(780) 875-6184 waguinaldo@lloydminster.ca

Count Name: 29 Street and 65 Avenue  
Site Code: 2965  
Start Date: 05/23/2023  
Page No: 7



Turning Movement Peak Hour Data Plot (12:00 PM)



City of Lloydminster  
4420-50 Avenue

Lloydminster, Alberta, Canada T9V 0W2  
(780) 875-6184 waguinaldo@lloydminster.ca

Count Name: 29 Street and 65 Avenue  
Site Code: 2965  
Start Date: 05/23/2023  
Page No: 8

### Turning Movement Peak Hour Data (4:45 PM)

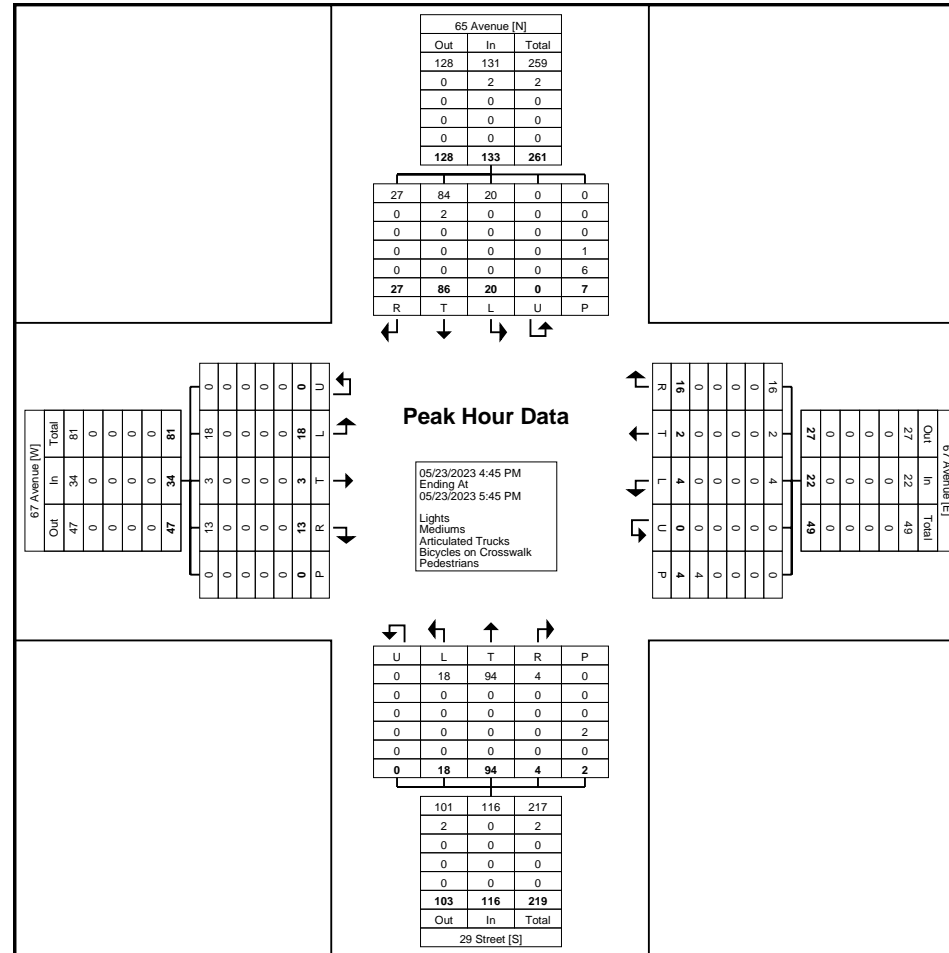
Start Time	65 Avenue Southbound						67 Avenue Westbound						29 Street Northbound						67 Avenue Eastbound						Int. Total
	Right	Thru	Left	U-Turn	Peds	App. Total	Right	Thru	Left	U-Turn	Peds	App. Total	Right	Thru	Left	U-Turn	Peds	App. Total	Right	Thru	Left	U-Turn	Peds	App. Total	
4:45 PM	8	26	6	0	0	40	3	0	0	0	0	3	1	24	4	0	0	29	4	2	3	0	0	9	81
5:00 PM	6	16	7	0	3	29	3	0	1	0	0	4	0	16	4	0	1	20	3	0	3	0	0	6	59
5:15 PM	8	21	5	0	3	34	8	0	3	0	4	11	1	30	3	0	0	34	3	1	6	0	0	10	89
5:30 PM	5	23	2	0	1	30	2	2	0	0	0	4	2	24	7	0	1	33	3	0	6	0	0	9	76
Total	27	86	20	0	7	133	16	2	4	0	4	22	4	94	18	0	2	116	13	3	18	0	0	34	305
Approach %	20.3	64.7	15.0	0.0	-	-	72.7	9.1	18.2	0.0	-	-	3.4	81.0	15.5	0.0	-	-	38.2	8.8	52.9	0.0	-	-	-
Total %	8.9	28.2	6.6	0.0	-	43.6	5.2	0.7	1.3	0.0	-	7.2	1.3	30.8	5.9	0.0	-	38.0	4.3	1.0	5.9	0.0	-	11.1	-
PHF	0.844	0.827	0.714	0.000	-	0.831	0.500	0.250	0.333	0.000	-	0.500	0.500	0.783	0.643	0.000	-	0.853	0.813	0.375	0.750	0.000	-	0.850	0.857
Lights	27	84	20	0	-	131	16	2	4	0	-	22	4	94	18	0	-	116	13	3	18	0	-	34	303
% Lights	100.0	97.7	100.0	-	-	98.5	100.0	100.0	100.0	-	-	100.0	100.0	100.0	100.0	-	-	100.0	100.0	100.0	100.0	-	-	100.0	99.3
Mediums	0	2	0	0	-	2	0	0	0	0	-	0	0	0	0	0	-	0	0	0	0	0	-	0	2
% Mediums	0.0	2.3	0.0	-	-	1.5	0.0	0.0	0.0	-	-	0.0	0.0	0.0	0.0	-	-	0.0	0.0	0.0	0.0	-	-	0.0	0.7
Articulated Trucks	0	0	0	0	-	0	0	0	0	0	-	0	0	0	0	0	-	0	0	0	0	0	-	0	0
% Articulated Trucks	0.0	0.0	0.0	-	-	0.0	0.0	0.0	0.0	-	-	0.0	0.0	0.0	0.0	-	-	0.0	0.0	0.0	0.0	-	-	0.0	0.0
Bicycles on Crosswalk	-	-	-	-	1	-	-	-	-	-	0	-	-	-	-	-	2	-	-	-	-	-	0	-	-
% Bicycles on Crosswalk	-	-	-	-	14.3	-	-	-	-	-	0.0	-	-	-	-	-	100.0	-	-	-	-	-	-	-	-
Pedestrians	-	-	-	-	6	-	-	-	-	-	4	-	-	-	-	-	0	-	-	-	-	-	0	-	-
% Pedestrians	-	-	-	-	85.7	-	-	-	-	-	100.0	-	-	-	-	-	0.0	-	-	-	-	-	-	-	-



City of Lloydminster  
4420-50 Avenue

Lloydminster, Alberta, Canada T9V 0W2  
(780) 875-6184 waguinaldo@lloydminster.ca

Count Name: 29 Street and 65 Avenue  
Site Code: 2965  
Start Date: 05/23/2023  
Page No: 9



Turning Movement Peak Hour Data Plot (4:45 PM)



City of Lloydminster  
4420-50 Avenue

Lloydminster, Alberta, Canada T9V 0W2  
(780) 875-6184 waguinaldo@lloydminster.ca

Count Name: 31 Street and 52 Avenue  
Site Code: 3152  
Start Date: 05/30/2023  
Page No: 1

### Turning Movement Data

Start Time	Southbound Approach Southbound						Westbound Approach Westbound						Northbound Approach Northbound						Eastbound Approach Eastbound						Int. Total	
	Right	Thru	Left	U-Turn	Peds	App. Total	Right	Thru	Left	U-Turn	Peds	App. Total	Right	Thru	Left	U-Turn	Peds	App. Total	Right	Thru	Left	U-Turn	Peds	App. Total		
7:00 AM	0	3	0	0	0	3	2	5	0	0	1	7	1	11	0	0	1	12	0	5	3	0	0	8	30	
7:15 AM	0	0	0	0	1	0	2	1	1	0	0	4	1	5	0	0	0	6	0	5	5	0	1	10	20	
7:30 AM	1	5	2	0	1	8	3	2	0	0	1	5	1	9	0	0	0	10	0	4	8	0	1	12	35	
7:45 AM	3	11	6	1	1	21	9	14	2	0	0	25	3	24	1	0	2	28	2	12	18	0	0	32	106	
Hourly Total	4	19	8	1	3	32	16	22	3	0	2	41	6	49	1	0	3	56	2	26	34	0	2	62	191	
8:00 AM	9	10	7	0	2	26	11	18	6	0	1	35	8	25	2	0	3	35	1	13	11	0	0	25	121	
8:15 AM	11	16	7	0	2	34	12	18	3	0	0	33	5	18	3	0	2	26	4	15	15	0	0	34	127	
8:30 AM	6	7	9	0	5	22	8	11	12	0	0	31	2	22	3	0	0	27	1	12	12	0	1	25	105	
8:45 AM	10	9	5	0	20	24	7	11	1	0	0	19	1	15	2	0	1	18	2	10	15	0	0	27	88	
Hourly Total	36	42	28	0	29	106	38	58	22	0	1	118	16	80	10	0	6	106	8	50	53	0	1	111	441	
*** BREAK ***	-	-	-	-	-	-	-	-	-	-	-	-	-	-	-	-	-	-	-	-	-	-	-	-	-	-
11:30 AM	7	19	3	0	26	29	4	4	1	0	0	9	2	12	1	0	0	15	0	7	11	0	0	18	71	
11:45 AM	9	13	5	0	0	27	6	9	1	0	0	16	5	15	1	0	1	21	1	9	8	0	0	18	82	
Hourly Total	16	32	8	0	26	56	10	13	2	0	0	25	7	27	2	0	1	36	1	16	19	0	0	36	153	
12:00 PM	6	14	5	0	0	25	4	6	3	0	0	13	1	14	0	0	0	15	2	9	6	0	2	17	70	
12:15 PM	10	21	4	0	0	35	2	8	1	0	0	11	2	15	0	0	0	17	0	4	4	0	1	8	71	
12:30 PM	7	17	3	0	0	27	2	4	0	0	0	6	0	22	0	0	1	22	0	8	14	0	0	22	77	
12:45 PM	14	13	4	0	0	31	2	13	0	0	0	15	1	11	0	0	0	12	0	5	7	0	0	12	70	
Hourly Total	37	65	16	0	0	118	10	31	4	0	0	45	4	62	0	0	1	66	2	26	31	0	3	59	288	
1:00 PM	9	11	3	0	2	23	5	6	0	0	0	11	1	16	0	0	0	17	1	7	17	0	0	25	76	
1:15 PM	9	7	3	0	0	19	3	2	1	0	0	6	2	4	0	0	0	6	1	8	7	0	1	16	47	
*** BREAK ***	-	-	-	-	-	-	-	-	-	-	-	-	-	-	-	-	-	-	-	-	-	-	-	-	-	-
Hourly Total	18	18	6	0	2	42	8	8	1	0	0	17	3	20	0	0	0	23	2	15	24	0	1	41	123	
4:00 PM	10	19	1	0	2	30	11	5	3	0	0	19	1	18	0	0	0	19	2	9	11	0	2	22	90	
4:15 PM	10	28	5	0	0	43	7	10	1	0	0	18	2	16	2	0	1	20	2	5	9	0	4	16	97	
4:30 PM	15	22	8	0	0	45	3	9	3	0	7	15	2	16	2	0	5	20	0	4	10	0	1	14	94	
4:45 PM	14	33	8	0	0	55	5	6	5	0	3	16	2	19	1	0	2	22	0	8	11	0	0	19	112	
Hourly Total	49	102	22	0	2	173	26	30	12	0	10	68	7	69	5	0	8	81	4	26	41	0	7	71	393	
5:00 PM	13	33	5	0	0	51	2	14	2	0	1	18	1	24	4	0	0	29	1	9	12	0	0	22	120	
5:15 PM	19	31	5	0	3	55	4	10	2	0	0	16	0	15	3	0	0	18	3	10	13	0	1	26	115	
5:30 PM	13	22	4	0	0	39	3	4	2	0	1	9	2	18	1	0	0	21	0	6	12	0	0	18	87	
5:45 PM	20	17	4	0	1	41	2	16	1	0	0	19	2	15	1	0	0	18	2	14	13	0	1	29	107	
Hourly Total	65	103	18	0	4	186	11	44	7	0	2	62	5	72	9	0	0	86	6	39	50	0	2	95	429	
Grand Total	225	381	106	1	66	713	119	206	51	0	15	376	48	379	27	0	19	454	25	198	252	0	16	475	2018	
Approach %	31.6	53.4	14.9	0.1	-	-	31.6	54.8	13.6	0.0	-	-	10.6	83.5	5.9	0.0	-	-	5.3	41.7	53.1	0.0	-	-	-	



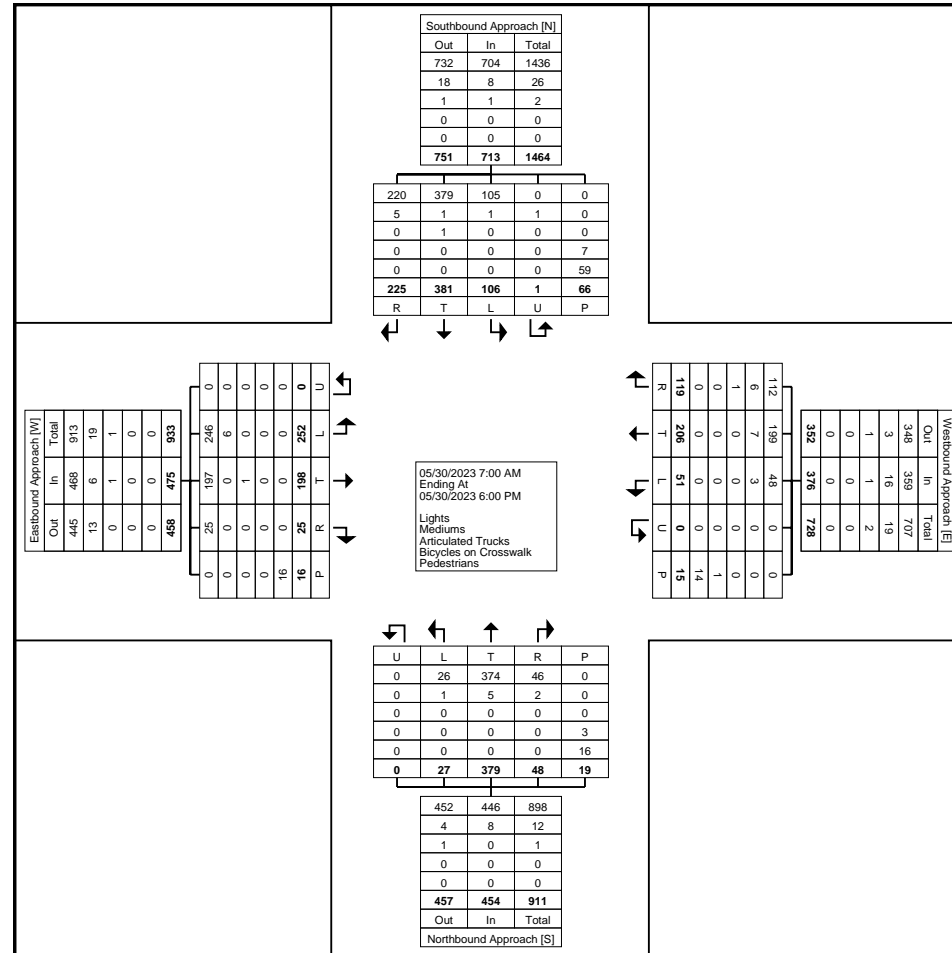
Total %	11.1	18.9	5.3	0.0	-	35.3	5.9	10.2	2.5	0.0	-	18.6	2.4	18.8	1.3	0.0	-	22.5	1.2	9.8	12.5	0.0	-	23.5	-
Lights	220	379	105	0	-	704	112	199	48	0	-	359	46	374	26	0	-	446	25	197	246	0	-	468	1977
% Lights	97.8	99.5	99.1	0.0	-	98.7	94.1	96.6	94.1	-	-	95.5	95.8	98.7	96.3	-	-	98.2	100.0	99.5	97.6	-	-	98.5	98.0
Mediums	5	1	1	1	-	8	6	7	3	0	-	16	2	5	1	0	-	8	0	0	6	0	-	6	38
% Mediums	2.2	0.3	0.9	100.0	-	1.1	5.0	3.4	5.9	-	-	4.3	4.2	1.3	3.7	-	-	1.8	0.0	0.0	2.4	-	-	1.3	1.9
Articulated Trucks	0	1	0	0	-	1	1	0	0	0	-	1	0	0	0	0	-	0	0	1	0	0	-	1	3
% Articulated Trucks	0.0	0.3	0.0	0.0	-	0.1	0.8	0.0	0.0	-	-	0.3	0.0	0.0	0.0	-	-	0.0	0.0	0.5	0.0	-	-	0.2	0.1
Bicycles on Crosswalk	-	-	-	-	7	-	-	-	-	-	1	-	-	-	-	-	3	-	-	-	-	-	0	-	-
% Bicycles on Crosswalk	-	-	-	-	10.6	-	-	-	-	-	6.7	-	-	-	-	-	15.8	-	-	-	-	-	0.0	-	-
Pedestrians	-	-	-	-	59	-	-	-	-	-	14	-	-	-	-	-	16	-	-	-	-	-	16	-	-
% Pedestrians	-	-	-	-	89.4	-	-	-	-	-	93.3	-	-	-	-	-	84.2	-	-	-	-	-	100.0	-	-



City of Lloydminster  
4420-50 Avenue

Lloydminster, Alberta, Canada T9V 0W2  
(780) 875-6184 waguinaldo@lloydminster.ca

Count Name: 31 Street and 52 Avenue  
Site Code: 3152  
Start Date: 05/30/2023  
Page No: 3



Turning Movement Data Plot



City of Lloydminster  
4420-50 Avenue

Lloydminster, Alberta, Canada T9V 0W2  
(780) 875-6184 waguinaldo@lloydminster.ca

Count Name: 31 Street and 52 Avenue  
Site Code: 3152  
Start Date: 05/30/2023  
Page No: 4

### Turning Movement Peak Hour Data (7:45 AM)

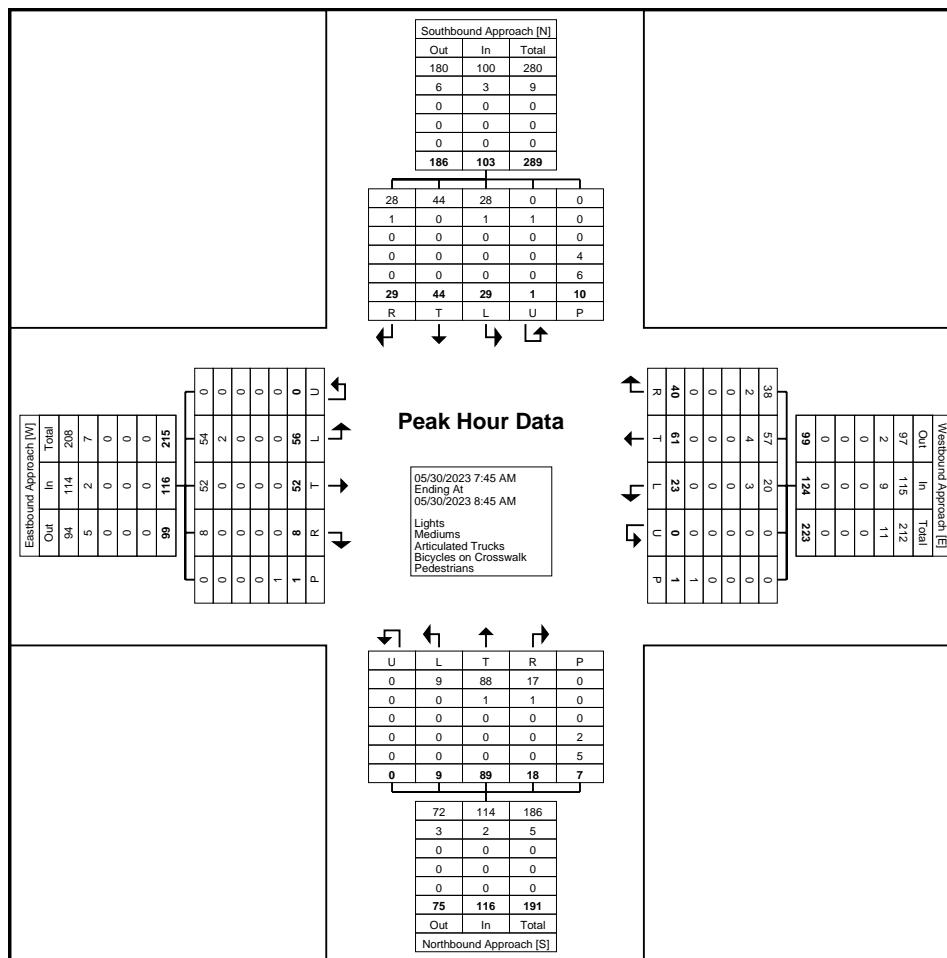
Start Time	Southbound Approach						Westbound Approach						Northbound Approach						Eastbound Approach						Int. Total
	Southbound						Westbound						Northbound						Eastbound						
	Right	Thru	Left	U-Turn	Peds	App. Total	Right	Thru	Left	U-Turn	Peds	App. Total	Right	Thru	Left	U-Turn	Peds	App. Total	Right	Thru	Left	U-Turn	Peds	App. Total	
7:45 AM	3	11	6	1	1	21	9	14	2	0	0	25	3	24	1	0	2	28	2	12	18	0	0	32	106
8:00 AM	9	10	7	0	2	26	11	18	6	0	1	35	8	25	2	0	3	35	1	13	11	0	0	25	121
8:15 AM	11	16	7	0	2	34	12	18	3	0	0	33	5	18	3	0	2	26	4	15	15	0	0	34	127
8:30 AM	6	7	9	0	5	22	8	11	12	0	0	31	2	22	3	0	0	27	1	12	12	0	1	25	105
Total	29	44	29	1	10	103	40	61	23	0	1	124	18	89	9	0	7	116	8	52	56	0	1	116	459
Approach %	28.2	42.7	28.2	1.0	-	-	32.3	49.2	18.5	0.0	-	-	15.5	76.7	7.8	0.0	-	-	6.9	44.8	48.3	0.0	-	-	-
Total %	6.3	9.6	6.3	0.2	-	22.4	8.7	13.3	5.0	0.0	-	27.0	3.9	19.4	2.0	0.0	-	25.3	1.7	11.3	12.2	0.0	-	25.3	-
PHF	0.659	0.688	0.806	0.250	-	0.757	0.833	0.847	0.479	0.000	-	0.886	0.563	0.890	0.750	0.000	-	0.829	0.500	0.867	0.778	0.000	-	0.853	0.904
Lights	28	44	28	0	-	100	38	57	20	0	-	115	17	88	9	0	-	114	8	52	54	0	-	114	443
% Lights	96.6	100.0	96.6	0.0	-	97.1	95.0	93.4	87.0	-	-	92.7	94.4	98.9	100.0	-	-	98.3	100.0	100.0	96.4	-	-	98.3	96.5
Mediums	1	0	1	1	-	3	2	4	3	0	-	9	1	1	0	0	-	2	0	0	2	0	-	2	16
% Mediums	3.4	0.0	3.4	100.0	-	2.9	5.0	6.6	13.0	-	-	7.3	5.6	1.1	0.0	-	-	1.7	0.0	0.0	3.6	-	-	1.7	3.5
Articulated Trucks	0	0	0	0	-	0	0	0	0	0	-	0	0	0	0	0	-	0	0	0	0	0	-	0	0
% Articulated Trucks	0.0	0.0	0.0	0.0	-	0.0	0.0	0.0	0.0	-	-	0.0	0.0	0.0	0.0	-	-	0.0	0.0	0.0	0.0	-	-	0.0	0.0
Bicycles on Crosswalk	-	-	-	-	4	-	-	-	-	-	0	-	-	-	-	-	2	-	-	-	-	-	0	-	-
% Bicycles on Crosswalk	-	-	-	-	40.0	-	-	-	-	-	0.0	-	-	-	-	-	28.6	-	-	-	-	-	0.0	-	-
Pedestrians	-	-	-	-	6	-	-	-	-	-	1	-	-	-	-	-	5	-	-	-	-	-	1	-	-
% Pedestrians	-	-	-	-	60.0	-	-	-	-	-	100.0	-	-	-	-	-	71.4	-	-	-	-	-	100.0	-	-



City of Lloydminster  
4420-50 Avenue

Lloydminster, Alberta, Canada T9V 0W2  
(780) 875-6184 waguinaldo@lloydminster.ca

Count Name: 31 Street and 52 Avenue  
Site Code: 3152  
Start Date: 05/30/2023  
Page No: 5



Turning Movement Peak Hour Data Plot (7:45 AM)



City of Lloydminster  
4420-50 Avenue

Lloydminster, Alberta, Canada T9V 0W2  
(780) 875-6184 waguinaldo@lloydminster.ca

Count Name: 31 Street and 52 Avenue  
Site Code: 3152  
Start Date: 05/30/2023  
Page No: 6

### Turning Movement Peak Hour Data (11:45 AM)

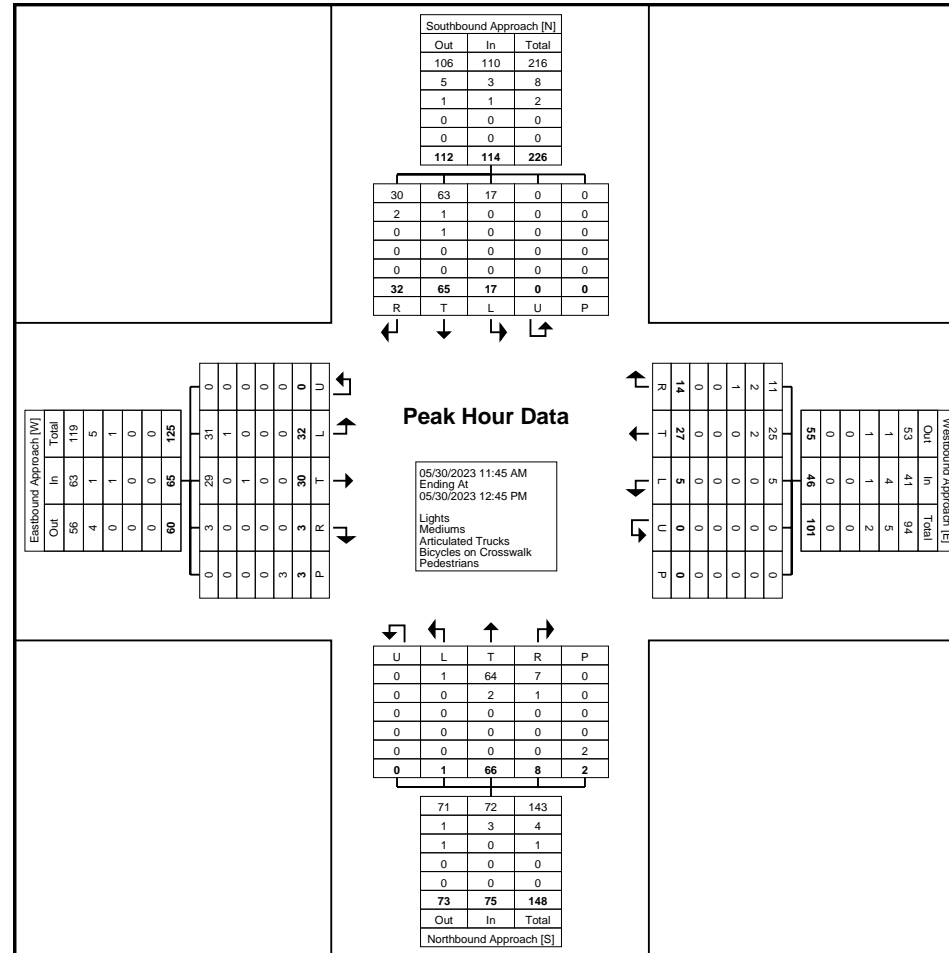
Start Time	Southbound Approach Southbound						Westbound Approach Westbound						Northbound Approach Northbound						Eastbound Approach Eastbound						Int. Total
	Right	Thru	Left	U-Turn	Peds	App. Total	Right	Thru	Left	U-Turn	Peds	App. Total	Right	Thru	Left	U-Turn	Peds	App. Total	Right	Thru	Left	U-Turn	Peds	App. Total	
11:45 AM	9	13	5	0	0	27	6	9	1	0	0	16	5	15	1	0	1	21	1	9	8	0	0	18	82
12:00 PM	6	14	5	0	0	25	4	6	3	0	0	13	1	14	0	0	0	15	2	9	6	0	2	17	70
12:15 PM	10	21	4	0	0	35	2	8	1	0	0	11	2	15	0	0	0	17	0	4	4	0	1	8	71
12:30 PM	7	17	3	0	0	27	2	4	0	0	0	6	0	22	0	0	1	22	0	8	14	0	0	22	77
Total	32	65	17	0	0	114	14	27	5	0	0	46	8	66	1	0	2	75	3	30	32	0	3	65	300
Approach %	28.1	57.0	14.9	0.0	-	-	30.4	58.7	10.9	0.0	-	-	10.7	88.0	1.3	0.0	-	-	4.6	46.2	49.2	0.0	-	-	-
Total %	10.7	21.7	5.7	0.0	-	38.0	4.7	9.0	1.7	0.0	-	15.3	2.7	22.0	0.3	0.0	-	25.0	1.0	10.0	10.7	0.0	-	21.7	-
PHF	0.800	0.774	0.850	0.000	-	0.814	0.583	0.750	0.417	0.000	-	0.719	0.400	0.750	0.250	0.000	-	0.852	0.375	0.833	0.571	0.000	-	0.739	0.915
Lights	30	63	17	0	-	110	11	25	5	0	-	41	7	64	1	0	-	72	3	29	31	0	-	63	286
% Lights	93.8	96.9	100.0	-	-	96.5	78.6	92.6	100.0	-	-	89.1	87.5	97.0	100.0	-	-	96.0	100.0	96.7	96.9	-	-	96.9	95.3
Mediums	2	1	0	0	-	3	2	2	0	0	-	4	1	2	0	0	-	3	0	0	1	0	-	1	11
% Mediums	6.3	1.5	0.0	-	-	2.6	14.3	7.4	0.0	-	-	8.7	12.5	3.0	0.0	-	-	4.0	0.0	0.0	3.1	-	-	1.5	3.7
Articulated Trucks	0	1	0	0	-	1	1	0	0	0	-	1	0	0	0	0	-	0	0	1	0	0	-	1	3
% Articulated Trucks	0.0	1.5	0.0	-	-	0.9	7.1	0.0	0.0	-	-	2.2	0.0	0.0	0.0	-	-	0.0	0.0	3.3	0.0	-	-	1.5	1.0
Bicycles on Crosswalk	-	-	-	-	0	-	-	-	-	-	0	-	-	-	-	-	0	-	-	-	-	-	0	-	-
% Bicycles on Crosswalk	-	-	-	-	-	-	-	-	-	-	-	-	-	-	-	-	0.0	-	-	-	-	-	0.0	-	-
Pedestrians	-	-	-	-	0	-	-	-	-	-	0	-	-	-	-	-	2	-	-	-	-	-	3	-	-
% Pedestrians	-	-	-	-	-	-	-	-	-	-	-	-	-	-	-	-	100.0	-	-	-	-	-	100.0	-	-



City of Lloydminster  
4420-50 Avenue

Lloydminster, Alberta, Canada T9V 0W2  
(780) 875-6184 waguinaldo@lloydminster.ca

Count Name: 31 Street and 52 Avenue  
Site Code: 3152  
Start Date: 05/30/2023  
Page No: 7



Turning Movement Peak Hour Data Plot (11:45 AM)



City of Lloydminster  
4420-50 Avenue

Lloydminster, Alberta, Canada T9V 0W2  
(780) 875-6184 waguinaldo@lloydminster.ca

Count Name: 31 Street and 52 Avenue  
Site Code: 3152  
Start Date: 05/30/2023  
Page No: 8

### Turning Movement Peak Hour Data (4:30 PM)

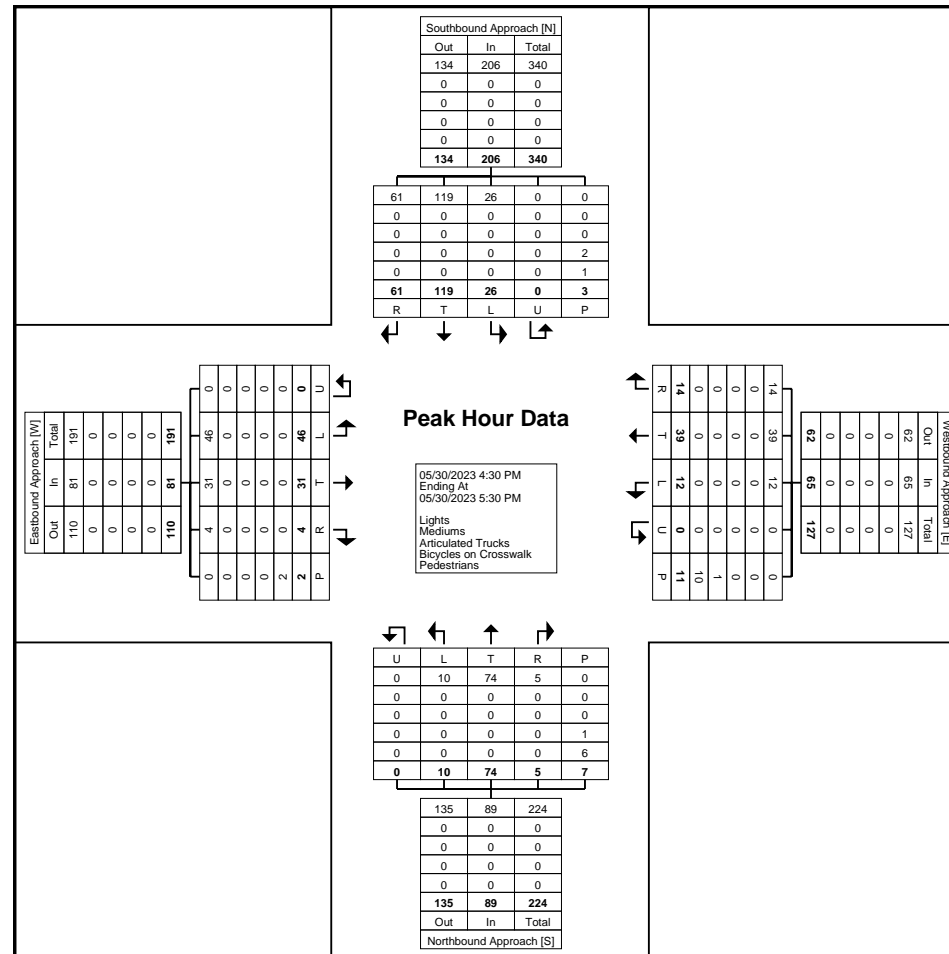
Start Time	Southbound Approach Southbound						Westbound Approach Westbound						Northbound Approach Northbound						Eastbound Approach Eastbound						Int. Total	
	Right	Thru	Left	U-Turn	Peds	App. Total	Right	Thru	Left	U-Turn	Peds	App. Total	Right	Thru	Left	U-Turn	Peds	App. Total	Right	Thru	Left	U-Turn	Peds	App. Total		
4:30 PM	15	22	8	0	0	45	3	9	3	0	7	15	2	16	2	0	5	20	0	4	10	0	1	14	94	
4:45 PM	14	33	8	0	0	55	5	6	5	0	3	16	2	19	1	0	2	22	0	8	11	0	0	19	112	
5:00 PM	13	33	5	0	0	51	2	14	2	0	1	18	1	24	4	0	0	29	1	9	12	0	0	22	120	
5:15 PM	19	31	5	0	3	55	4	10	2	0	0	16	0	15	3	0	0	18	3	10	13	0	1	26	115	
Total	61	119	26	0	3	206	14	39	12	0	11	65	5	74	10	0	7	89	4	31	46	0	2	81	441	
Approach %	29.6	57.8	12.6	0.0	-	-	21.5	60.0	18.5	0.0	-	-	5.6	83.1	11.2	0.0	-	-	4.9	38.3	56.8	0.0	-	-	-	
Total %	13.8	27.0	5.9	0.0	-	46.7	3.2	8.8	2.7	0.0	-	14.7	1.1	16.8	2.3	0.0	-	20.2	0.9	7.0	10.4	0.0	-	18.4	-	
PHF	0.803	0.902	0.813	0.000	-	0.936	0.700	0.696	0.600	0.000	-	0.903	0.625	0.771	0.625	0.000	-	0.767	0.333	0.775	0.885	0.000	-	0.779	0.919	
Lights	61	119	26	0	-	206	14	39	12	0	-	65	5	74	10	0	-	89	4	31	46	0	-	81	441	
% Lights	100.0	100.0	100.0	-	-	100.0	100.0	100.0	100.0	-	-	100.0	100.0	100.0	100.0	-	-	100.0	100.0	100.0	100.0	-	-	100.0	100.0	
Mediums	0	0	0	0	0	0	0	0	0	0	0	0	0	0	0	0	0	0	0	0	0	0	0	0	0	0
% Mediums	0.0	0.0	0.0	-	-	0.0	0.0	0.0	0.0	-	-	0.0	0.0	0.0	0.0	-	-	0.0	0.0	0.0	0.0	-	-	0.0	0.0	
Articulated Trucks	0	0	0	0	-	0	0	0	0	0	-	0	0	0	0	0	-	0	0	0	0	0	-	0	0	
% Articulated Trucks	0.0	0.0	0.0	-	-	0.0	0.0	0.0	0.0	-	-	0.0	0.0	0.0	0.0	-	-	0.0	0.0	0.0	0.0	-	-	0.0	0.0	
Bicycles on Crosswalk	-	-	-	-	2	-	-	-	-	-	1	-	-	-	-	-	1	-	-	-	-	-	0	-	-	
% Bicycles on Crosswalk	-	-	-	-	66.7	-	-	-	-	-	9.1	-	-	-	-	-	14.3	-	-	-	-	-	0.0	-	-	
Pedestrians	-	-	-	-	1	-	-	-	-	-	10	-	-	-	-	-	6	-	-	-	-	-	2	-	-	
% Pedestrians	-	-	-	-	33.3	-	-	-	-	-	90.9	-	-	-	-	-	85.7	-	-	-	-	-	100.0	-	-	



City of Lloydminster  
4420-50 Avenue

Lloydminster, Alberta, Canada T9V 0W2  
(780) 875-6184 waguinaldo@lloydminster.ca

Count Name: 31 Street and 52 Avenue  
Site Code: 3152  
Start Date: 05/30/2023  
Page No: 9



Turning Movement Peak Hour Data Plot (4:30 PM)





City of Lloydminster  
4420-50 Avenue

Lloydminster, Alberta, Canada T9V 0W2  
(780) 875-6184 waguinaldo@lloydminster.ca

Count Name: 31 Street and 56 Avenue  
Site Code: 3156  
Start Date: 06/05/2023  
Page No: 1

### Turning Movement Data

Start Time	Southbound Approach						Westbound Approach						Northbound Approach						Eastbound Approach						Int. Total
	Southbound						Westbound						Northbound						Eastbound						
	Right	Thru	Left	U-Turn	Peds	App. Total	Right	Thru	Left	U-Turn	Peds	App. Total	Right	Thru	Left	U-Turn	Peds	App. Total	Right	Thru	Left	U-Turn	Peds	App. Total	
7:00 AM	0	0	0	0	0	0	0	6	2	0	0	8	5	0	4	0	0	9	1	2	0	0	0	3	20
7:15 AM	0	0	0	0	0	0	0	1	1	0	0	2	4	0	6	0	2	10	5	7	0	0	0	12	24
7:30 AM	2	0	0	0	1	2	0	9	3	0	0	12	2	0	8	0	0	10	3	7	0	0	0	10	34
7:45 AM	3	0	4	0	5	7	0	20	4	0	0	24	10	2	22	0	1	34	5	18	0	0	4	23	88
Hourly Total	5	0	4	0	6	9	0	36	10	0	0	46	21	2	40	0	3	63	14	34	0	0	4	48	166
8:00 AM	6	2	3	0	7	11	0	26	7	0	0	33	13	2	9	0	3	24	5	23	1	0	3	29	97
8:15 AM	16	4	5	0	21	25	0	33	7	0	2	40	15	0	10	0	5	25	6	36	0	0	6	42	132
8:30 AM	4	1	0	0	6	5	0	29	9	0	0	38	13	0	10	0	2	23	3	12	1	0	5	16	82
8:45 AM	0	0	0	0	2	0	0	8	1	0	0	9	2	0	10	0	0	12	3	5	0	0	0	8	29
Hourly Total	26	7	8	0	36	41	0	96	24	0	2	120	43	2	39	0	10	84	17	76	2	0	14	95	340
*** BREAK ***	-	-	-	-	-	-	-	-	-	-	-	-	-	-	-	-	-	-	-	-	-	-	-	-	-
11:30 AM	0	0	0	0	0	0	0	6	5	0	0	11	12	0	5	0	1	17	7	6	1	1	0	15	43
11:45 AM	0	0	0	0	1	0	0	6	3	0	0	9	2	0	4	0	0	6	6	14	0	0	1	20	35
Hourly Total	0	0	0	0	1	0	0	12	8	0	0	20	14	0	9	0	1	23	13	20	1	1	1	35	78
12:00 PM	0	0	0	0	1	0	0	5	6	0	0	11	2	0	4	0	0	6	4	10	0	0	0	14	31
12:15 PM	0	0	0	0	1	0	0	4	6	0	0	10	9	0	7	0	0	16	6	12	0	0	2	18	44
12:30 PM	9	0	2	0	64	11	0	14	7	0	1	21	5	0	2	0	1	7	9	5	0	0	36	14	53
12:45 PM	0	0	0	0	36	0	0	8	5	0	4	13	6	0	10	0	2	16	4	10	1	0	39	15	44
Hourly Total	9	0	2	0	102	11	0	31	24	0	5	55	22	0	23	0	3	45	23	37	1	0	77	61	172
1:00 PM	1	0	0	0	45	1	0	12	8	0	3	20	9	0	9	0	2	18	2	13	0	0	48	15	54
1:15 PM	1	1	1	0	49	3	0	12	7	0	5	19	10	0	5	0	3	15	7	9	1	0	43	17	54
*** BREAK ***	-	-	-	-	-	-	-	-	-	-	-	-	-	-	-	-	-	-	-	-	-	-	-	-	-
Hourly Total	2	1	1	0	94	4	0	24	15	0	8	39	19	0	14	0	5	33	9	22	1	0	91	32	108
4:00 PM	2	0	0	0	0	2	0	8	8	0	0	16	6	0	4	0	2	10	9	10	0	0	3	19	47
4:15 PM	0	0	0	0	0	0	0	11	5	0	0	16	3	1	8	0	0	12	22	15	0	1	1	38	66
4:30 PM	1	1	0	0	0	2	0	3	12	0	0	15	9	0	18	0	0	27	9	13	0	0	0	22	66
4:45 PM	0	0	0	0	0	0	0	5	2	0	0	7	9	0	4	0	0	13	12	15	0	0	0	27	47
Hourly Total	3	1	0	0	0	4	0	27	27	0	0	54	27	1	34	0	2	62	52	53	0	1	4	106	226
5:00 PM	0	0	0	0	0	0	0	13	6	0	0	19	6	0	13	0	0	19	11	16	0	0	0	27	65
5:15 PM	0	0	0	0	0	0	0	7	5	0	0	12	8	0	11	0	1	19	17	13	0	0	0	30	61
5:30 PM	0	0	0	0	0	0	0	8	6	0	0	14	2	0	8	0	0	10	14	11	0	0	0	25	49
5:45 PM	0	0	0	0	0	0	0	6	4	0	0	10	6	0	12	0	0	18	9	8	0	0	0	17	45
Hourly Total	0	0	0	0	0	0	0	34	21	0	0	55	22	0	44	0	1	66	51	48	0	0	0	99	220
Grand Total	45	9	15	0	239	69	0	260	129	0	15	389	168	5	203	0	25	376	179	290	5	2	191	476	1310
Approach %	65.2	13.0	21.7	0.0	-	-	0.0	66.8	33.2	0.0	-	-	44.7	1.3	54.0	0.0	-	-	37.6	60.9	1.1	0.4	-	-	-

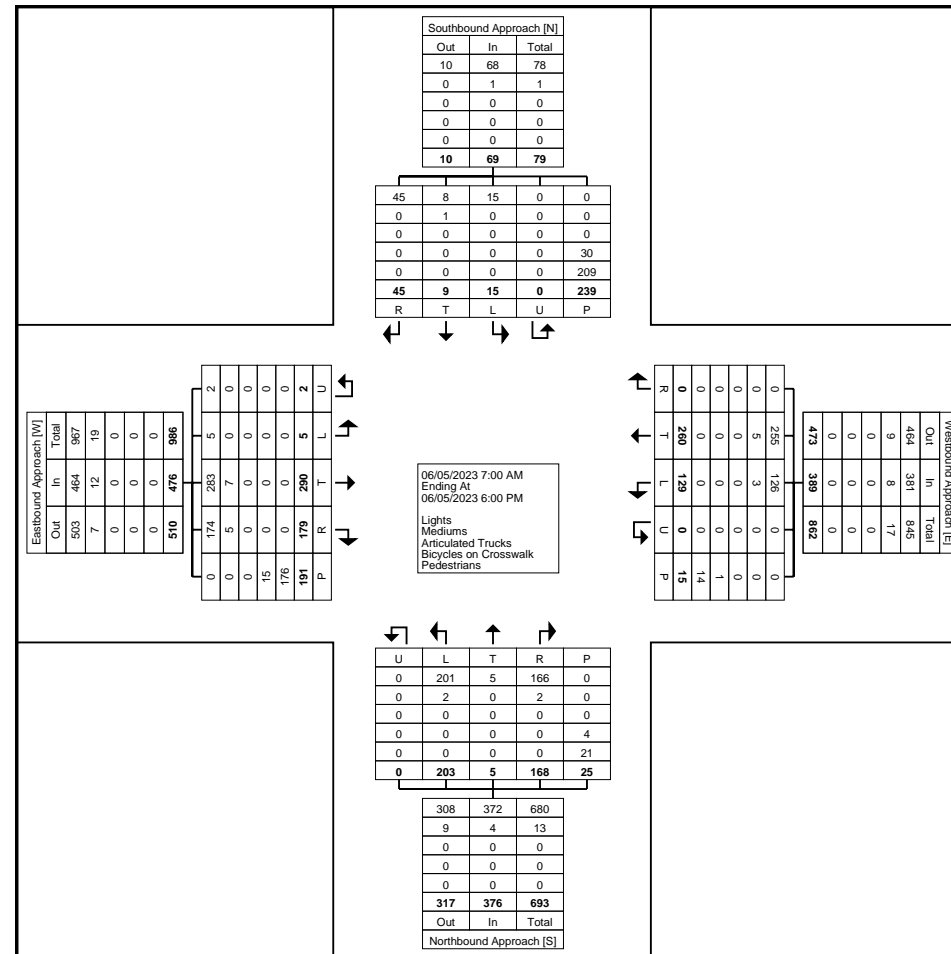
Total %	3.4	0.7	1.1	0.0	-	5.3	0.0	19.8	9.8	0.0	-	29.7	12.8	0.4	15.5	0.0	-	28.7	13.7	22.1	0.4	0.2	-	36.3	-
Lights	45	8	15	0	-	68	0	255	126	0	-	381	166	5	201	0	-	372	174	283	5	2	-	464	1285
% Lights	100.0	88.9	100.0	-	-	98.6	-	98.1	97.7	-	-	97.9	98.8	100.0	99.0	-	-	98.9	97.2	97.6	100.0	100.0	-	97.5	98.1
Mediums	0	1	0	0	-	1	0	5	3	0	-	8	2	0	2	0	-	4	5	7	0	0	-	12	25
% Mediums	0.0	11.1	0.0	-	-	1.4	-	1.9	2.3	-	-	2.1	1.2	0.0	1.0	-	-	1.1	2.8	2.4	0.0	0.0	-	2.5	1.9
Articulated Trucks	0	0	0	0	-	0	0	0	0	0	-	0	0	0	0	0	-	0	0	0	0	0	-	0	0
% Articulated Trucks	0.0	0.0	0.0	-	-	0.0	-	0.0	0.0	-	-	0.0	0.0	0.0	0.0	-	-	0.0	0.0	0.0	0.0	0.0	-	0.0	0.0
Bicycles on Crosswalk	-	-	-	-	-	30	-	-	-	-	-	1	-	-	-	-	-	4	-	-	-	-	-	15	-
% Bicycles on Crosswalk	-	-	-	-	-	12.6	-	-	-	-	-	6.7	-	-	-	-	-	16.0	-	-	-	-	-	7.9	-
Pedestrians	-	-	-	-	-	209	-	-	-	-	-	14	-	-	-	-	-	21	-	-	-	-	-	176	-
% Pedestrians	-	-	-	-	-	87.4	-	-	-	-	-	93.3	-	-	-	-	-	84.0	-	-	-	-	-	92.1	-



City of Lloydminster  
4420-50 Avenue

Lloydminster, Alberta, Canada T9V 0W2  
(780) 875-6184 waguinaldo@lloydminster.ca

Count Name: 31 Street and 56 Avenue  
Site Code: 3156  
Start Date: 06/05/2023  
Page No: 3



Turning Movement Data Plot



City of Lloydminster  
4420-50 Avenue

Lloydminster, Alberta, Canada T9V 0W2  
(780) 875-6184 waguinaldo@lloydminster.ca

Count Name: 31 Street and 56 Avenue  
Site Code: 3156  
Start Date: 06/05/2023  
Page No: 4

### Turning Movement Peak Hour Data (7:45 AM)

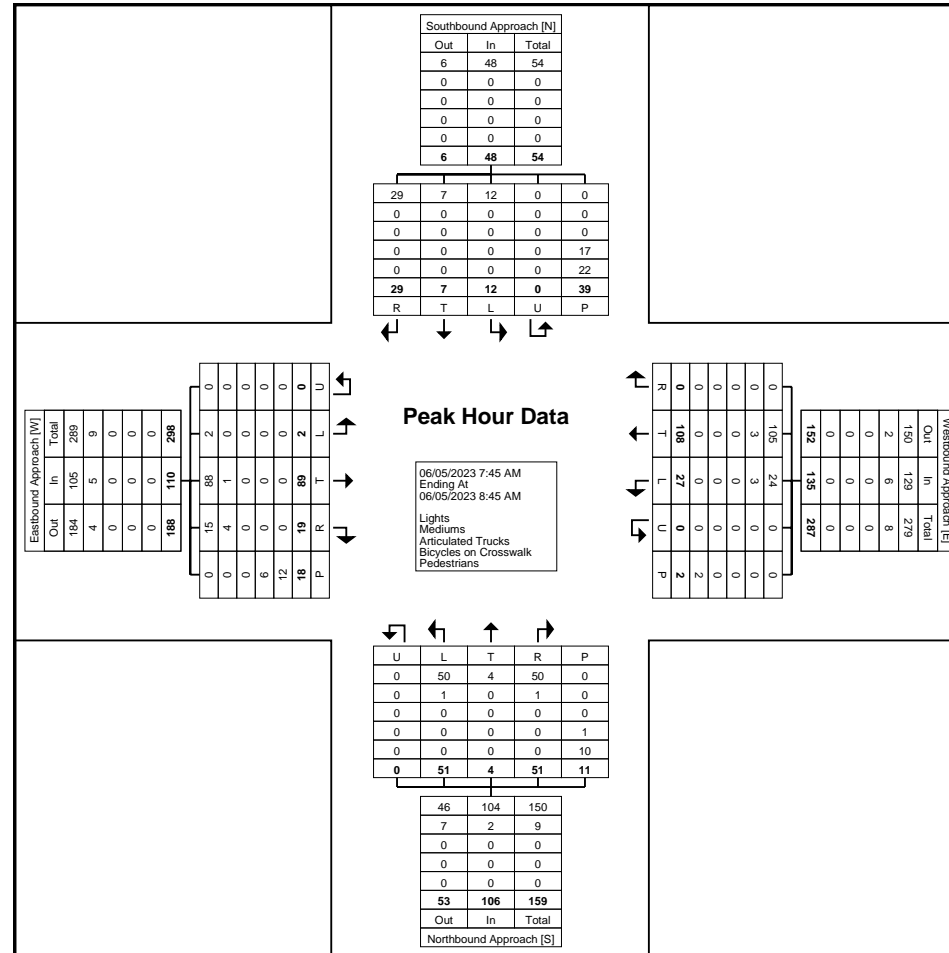
Start Time	Southbound Approach Southbound						Westbound Approach Westbound						Northbound Approach Northbound						Eastbound Approach Eastbound						Int. Total
	Right	Thru	Left	U-Turn	Peds	App. Total	Right	Thru	Left	U-Turn	Peds	App. Total	Right	Thru	Left	U-Turn	Peds	App. Total	Right	Thru	Left	U-Turn	Peds	App. Total	
7:45 AM	3	0	4	0	5	7	0	20	4	0	0	24	10	2	22	0	1	34	5	18	0	0	4	23	88
8:00 AM	6	2	3	0	7	11	0	26	7	0	0	33	13	2	9	0	3	24	5	23	1	0	3	29	97
8:15 AM	16	4	5	0	21	25	0	33	7	0	2	40	15	0	10	0	5	25	6	36	0	0	6	42	132
8:30 AM	4	1	0	0	6	5	0	29	9	0	0	38	13	0	10	0	2	23	3	12	1	0	5	16	82
Total	29	7	12	0	39	48	0	108	27	0	2	135	51	4	51	0	11	106	19	89	2	0	18	110	399
Approach %	60.4	14.6	25.0	0.0	-	-	0.0	80.0	20.0	0.0	-	-	48.1	3.8	48.1	0.0	-	-	17.3	80.9	1.8	0.0	-	-	-
Total %	7.3	1.8	3.0	0.0	-	12.0	0.0	27.1	6.8	0.0	-	33.8	12.8	1.0	12.8	0.0	-	26.6	4.8	22.3	0.5	0.0	-	27.6	-
PHF	0.453	0.438	0.600	0.000	-	0.480	0.000	0.818	0.750	0.000	-	0.844	0.850	0.500	0.580	0.000	-	0.779	0.792	0.618	0.500	0.000	-	0.655	0.756
Lights	29	7	12	0	-	48	0	105	24	0	-	129	50	4	50	0	-	104	15	88	2	0	-	105	386
% Lights	100.0	100.0	100.0	-	-	100.0	-	97.2	88.9	-	-	95.6	98.0	100.0	98.0	-	-	98.1	78.9	98.9	100.0	-	-	95.5	96.7
Mediums	0	0	0	0	-	0	0	3	3	0	-	6	1	0	1	0	-	2	4	1	0	0	-	5	13
% Mediums	0.0	0.0	0.0	-	-	0.0	-	2.8	11.1	-	-	4.4	2.0	0.0	2.0	-	-	1.9	21.1	1.1	0.0	-	-	4.5	3.3
Articulated Trucks	0	0	0	0	-	0	0	0	0	0	-	0	0	0	0	0	-	0	0	0	0	0	-	0	0
% Articulated Trucks	0.0	0.0	0.0	-	-	0.0	-	0.0	0.0	-	-	0.0	0.0	0.0	0.0	-	-	0.0	0.0	0.0	0.0	-	-	0.0	0.0
Bicycles on Crosswalk	-	-	-	-	17	-	-	-	-	-	0	-	-	-	-	-	1	-	-	-	-	-	6	-	-
% Bicycles on Crosswalk	-	-	-	-	43.6	-	-	-	-	-	0.0	-	-	-	-	-	9.1	-	-	-	-	-	33.3	-	-
Pedestrians	-	-	-	-	22	-	-	-	-	-	2	-	-	-	-	-	10	-	-	-	-	-	12	-	-
% Pedestrians	-	-	-	-	56.4	-	-	-	-	-	100.0	-	-	-	-	-	90.9	-	-	-	-	-	66.7	-	-



City of Lloydminster  
4420-50 Avenue

Lloydminster, Alberta, Canada T9V 0W2  
(780) 875-6184 waguinaldo@lloydminster.ca

Count Name: 31 Street and 56 Avenue  
Site Code: 3156  
Start Date: 06/05/2023  
Page No: 5



Turning Movement Peak Hour Data Plot (7:45 AM)



City of Lloydminster  
4420-50 Avenue

Lloydminster, Alberta, Canada T9V 0W2  
(780) 875-6184 waguinaldo@lloydminster.ca

Count Name: 31 Street and 56 Avenue  
Site Code: 3156  
Start Date: 06/05/2023  
Page No: 6

### Turning Movement Peak Hour Data (12:30 PM)

Start Time	Southbound Approach Southbound						Westbound Approach Westbound						Northbound Approach Northbound						Eastbound Approach Eastbound						Int. Total
	Right	Thru	Left	U-Turn	Peds	App. Total	Right	Thru	Left	U-Turn	Peds	App. Total	Right	Thru	Left	U-Turn	Peds	App. Total	Right	Thru	Left	U-Turn	Peds	App. Total	
12:30 PM	9	0	2	0	64	11	0	14	7	0	1	21	5	0	2	0	1	7	9	5	0	0	36	14	53
12:45 PM	0	0	0	0	36	0	0	8	5	0	4	13	6	0	10	0	2	16	4	10	1	0	39	15	44
1:00 PM	1	0	0	0	45	1	0	12	8	0	3	20	9	0	9	0	2	18	2	13	0	0	48	15	54
1:15 PM	1	1	1	0	49	3	0	12	7	0	5	19	10	0	5	0	3	15	7	9	1	0	43	17	54
<b>Total</b>	<b>11</b>	<b>1</b>	<b>3</b>	<b>0</b>	<b>194</b>	<b>15</b>	<b>0</b>	<b>46</b>	<b>27</b>	<b>0</b>	<b>13</b>	<b>73</b>	<b>30</b>	<b>0</b>	<b>26</b>	<b>0</b>	<b>8</b>	<b>56</b>	<b>22</b>	<b>37</b>	<b>2</b>	<b>0</b>	<b>166</b>	<b>61</b>	<b>205</b>
Approach %	73.3	6.7	20.0	0.0	-	-	0.0	63.0	37.0	0.0	-	-	53.6	0.0	46.4	0.0	-	-	36.1	60.7	3.3	0.0	-	-	-
Total %	5.4	0.5	1.5	0.0	-	7.3	0.0	22.4	13.2	0.0	-	35.6	14.6	0.0	12.7	0.0	-	27.3	10.7	18.0	1.0	0.0	-	29.8	-
PHF	0.306	0.250	0.375	0.000	-	0.341	0.000	0.821	0.844	0.000	-	0.869	0.750	0.000	0.650	0.000	-	0.778	0.611	0.712	0.500	0.000	-	0.897	0.949
Lights	11	0	3	0	-	14	0	44	27	0	-	71	30	0	25	0	-	55	22	37	2	0	-	61	201
% Lights	100.0	0.0	100.0	-	-	93.3	-	95.7	100.0	-	-	97.3	100.0	-	96.2	-	-	98.2	100.0	100.0	100.0	-	-	100.0	98.0
Mediums	0	1	0	0	-	1	0	2	0	0	-	2	0	0	1	0	-	1	0	0	0	0	-	0	4
% Mediums	0.0	100.0	0.0	-	-	6.7	-	4.3	0.0	-	-	2.7	0.0	-	3.8	-	-	1.8	0.0	0.0	0.0	-	-	0.0	2.0
Articulated Trucks	0	0	0	0	-	0	0	0	0	0	-	0	0	0	0	0	-	0	0	0	0	0	-	0	0
% Articulated Trucks	0.0	0.0	0.0	-	-	0.0	-	0.0	0.0	-	-	0.0	0.0	-	0.0	-	-	0.0	0.0	0.0	0.0	-	-	0.0	0.0
Bicycles on Crosswalk	-	-	-	-	9	-	-	-	-	-	1	-	-	-	-	-	1	-	-	-	-	-	8	-	-
% Bicycles on Crosswalk	-	-	-	-	4.6	-	-	-	-	-	7.7	-	-	-	-	-	12.5	-	-	-	-	-	4.8	-	-
Pedestrians	-	-	-	-	185	-	-	-	-	-	12	-	-	-	-	-	7	-	-	-	-	-	158	-	-
% Pedestrians	-	-	-	-	95.4	-	-	-	-	-	92.3	-	-	-	-	-	87.5	-	-	-	-	-	95.2	-	-





City of Lloydminster  
4420-50 Avenue

Lloydminster, Alberta, Canada T9V 0W2  
(780) 875-6184 waguinaldo@lloydminster.ca

Count Name: 31 Street and 56 Avenue  
Site Code: 3156  
Start Date: 06/05/2023  
Page No: 8

### Turning Movement Peak Hour Data (4:15 PM)

Start Time	Southbound Approach						Westbound Approach						Northbound Approach						Eastbound Approach						Int. Total
	Southbound						Westbound						Northbound						Eastbound						
	Right	Thru	Left	U-Turn	Peds	App. Total	Right	Thru	Left	U-Turn	Peds	App. Total	Right	Thru	Left	U-Turn	Peds	App. Total	Right	Thru	Left	U-Turn	Peds	App. Total	
4:15 PM	0	0	0	0	0	0	0	11	5	0	0	16	3	1	8	0	0	12	22	15	0	1	1	38	66
4:30 PM	1	1	0	0	0	2	0	3	12	0	0	15	9	0	18	0	0	27	9	13	0	0	0	22	66
4:45 PM	0	0	0	0	0	0	0	5	2	0	0	7	9	0	4	0	0	13	12	15	0	0	0	27	47
5:00 PM	0	0	0	0	0	0	0	13	6	0	0	19	6	0	13	0	0	19	11	16	0	0	0	27	65
Total	1	1	0	0	0	2	0	32	25	0	0	57	27	1	43	0	0	71	54	59	0	1	1	114	244
Approach %	50.0	50.0	0.0	0.0	-	-	0.0	56.1	43.9	0.0	-	-	38.0	1.4	60.6	0.0	-	-	47.4	51.8	0.0	0.9	-	-	-
Total %	0.4	0.4	0.0	0.0	-	0.8	0.0	13.1	10.2	0.0	-	23.4	11.1	0.4	17.6	0.0	-	29.1	22.1	24.2	0.0	0.4	-	46.7	-
PHF	0.250	0.250	0.000	0.000	-	0.250	0.000	0.615	0.521	0.000	-	0.750	0.750	0.250	0.597	0.000	-	0.657	0.614	0.922	0.000	0.250	-	0.750	0.924
Lights	1	1	0	0	-	2	0	32	25	0	-	57	27	1	43	0	-	71	54	58	0	1	-	113	243
% Lights	100.0	100.0	-	-	-	100.0	-	100.0	100.0	-	-	100.0	100.0	100.0	100.0	-	-	100.0	100.0	98.3	-	100.0	-	99.1	99.6
Mediums	0	0	0	0	-	0	0	0	0	0	-	0	0	0	0	0	-	0	0	1	0	0	-	1	1
% Mediums	0.0	0.0	-	-	-	0.0	-	0.0	0.0	-	-	0.0	0.0	0.0	0.0	-	-	0.0	0.0	1.7	-	0.0	-	0.9	0.4
Articulated Trucks	0	0	0	0	-	0	0	0	0	0	-	0	0	0	0	0	-	0	0	0	0	0	-	0	0
% Articulated Trucks	0.0	0.0	-	-	-	0.0	-	0.0	0.0	-	-	0.0	0.0	0.0	0.0	-	-	0.0	0.0	0.0	-	0.0	-	0.0	0.0
Bicycles on Crosswalk	-	-	-	-	0	-	-	-	-	-	0	-	-	-	-	-	0	-	-	-	-	-	0	-	-
% Bicycles on Crosswalk	-	-	-	-	-	-	-	-	-	-	-	-	-	-	-	-	-	-	-	-	-	-	0.0	-	-
Pedestrians	-	-	-	-	0	-	-	-	-	-	0	-	-	-	-	-	0	-	-	-	-	-	1	-	-
% Pedestrians	-	-	-	-	-	-	-	-	-	-	-	-	-	-	-	-	-	-	-	-	-	-	100.0	-	-

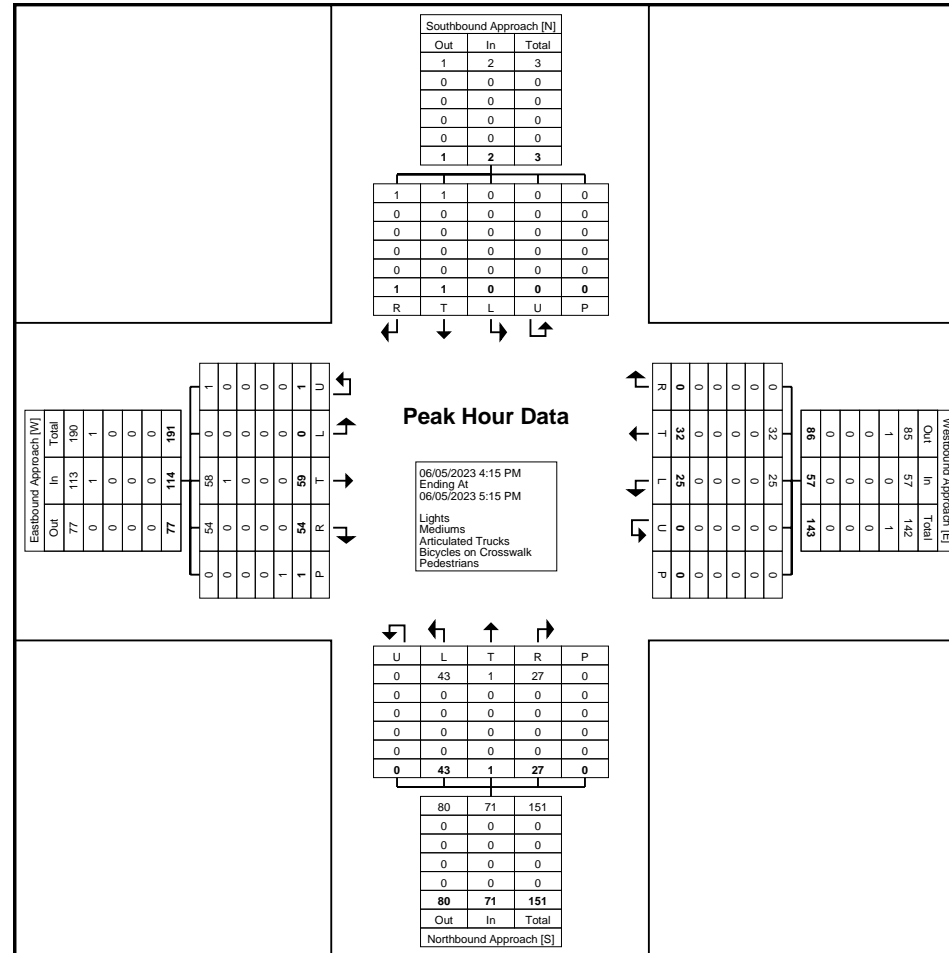




City of Lloydminster  
4420-50 Avenue

Lloydminster, Alberta, Canada T9V 0W2  
(780) 875-6184 waguinaldo@lloydminster.ca

Count Name: 31 Street and 56 Avenue  
Site Code: 3156  
Start Date: 06/05/2023  
Page No: 9



Turning Movement Peak Hour Data Plot (4:15 PM)



City of Lloydminster  
4420-50 Avenue

Lloydminster, Alberta, Canada T9V 0W2  
(780) 875-6184 waguinaldo@lloydminster.ca

Count Name: 31 Street and 57 Avenue  
Site Code: 3157  
Start Date: 05/30/2023  
Page No: 1

### Turning Movement Data

Start Time	Southbound Approach					Westbound Approach					Eastbound Approach					Int. Total
	Right	Left	U-Turn	Peds	App. Total	Right	Thru	U-Turn	Peds	App. Total	Thru	Left	U-Turn	Peds	App. Total	
7:00 AM	3	3	0	0	6	5	2	0	0	7	0	9	0	0	9	22
7:15 AM	4	7	0	0	11	12	0	0	0	12	2	7	0	0	9	32
7:30 AM	4	13	0	0	17	16	0	0	1	16	4	11	0	0	15	48
7:45 AM	5	18	0	4	23	40	3	0	2	43	7	20	0	0	27	93
Hourly Total	16	41	0	4	57	73	5	0	3	78	13	47	0	0	60	195
8:00 AM	12	22	0	8	34	44	1	0	8	45	8	31	0	0	39	118
8:15 AM	9	21	0	11	30	46	8	0	4	54	10	26	0	0	36	120
8:30 AM	6	11	0	0	17	25	9	0	3	34	3	23	0	0	26	77
8:45 AM	5	11	0	3	16	21	3	0	3	24	3	10	0	0	13	53
Hourly Total	32	65	0	22	97	136	21	0	18	157	24	90	0	0	114	368
*** BREAK ***	-	-	-	-	-	-	-	-	-	-	-	-	-	-	-	-
11:30 AM	6	11	0	1	17	14	3	0	0	17	4	9	0	0	13	47
11:45 AM	7	14	0	0	21	16	2	0	0	18	0	3	0	0	3	42
Hourly Total	13	25	0	1	38	30	5	0	0	35	4	12	0	0	16	89
12:00 PM	16	21	0	1	37	8	4	0	0	12	4	5	0	2	9	58
12:15 PM	3	22	0	1	25	17	4	0	1	21	3	15	0	1	18	64
12:30 PM	15	19	0	8	34	19	8	0	2	27	2	7	0	0	9	70
12:45 PM	7	12	0	0	19	19	8	0	3	27	2	12	0	0	14	60
Hourly Total	41	74	0	10	115	63	24	0	6	87	11	39	0	3	50	252
1:00 PM	9	13	0	4	22	19	6	0	0	25	5	16	0	0	21	68
1:15 PM	10	10	0	0	20	13	4	0	0	17	7	13	0	0	20	57
*** BREAK ***	-	-	-	-	-	-	-	-	-	-	-	-	-	-	-	-
Hourly Total	19	23	0	4	42	32	10	0	0	42	12	29	0	0	41	125
4:00 PM	10	19	0	0	29	11	1	0	0	12	6	6	0	0	12	53
4:15 PM	9	26	0	0	35	13	9	0	0	22	3	8	0	1	11	68
4:30 PM	4	17	0	0	21	14	8	0	0	22	3	8	0	0	11	54
4:45 PM	12	25	0	2	37	9	11	0	1	20	9	11	0	0	20	77
Hourly Total	35	87	0	2	122	47	29	0	1	76	21	33	0	1	54	252
5:00 PM	18	16	0	5	34	15	7	0	5	22	12	11	0	0	23	79
5:15 PM	24	24	0	0	48	13	9	0	1	22	8	19	0	0	27	97
5:30 PM	12	25	0	2	37	12	3	0	2	15	7	6	0	0	13	65
5:45 PM	14	34	0	1	48	19	12	0	4	31	13	15	0	0	28	107
Hourly Total	68	99	0	8	167	59	31	0	12	90	40	51	0	0	91	348
Grand Total	224	414	0	51	638	440	125	0	40	565	125	301	0	4	426	1629
Approach %	35.1	64.9	0.0	-	-	77.9	22.1	0.0	-	-	29.3	70.7	0.0	-	-	-
Total %	13.8	25.4	0.0	-	39.2	27.0	7.7	0.0	-	34.7	7.7	18.5	0.0	-	26.2	-

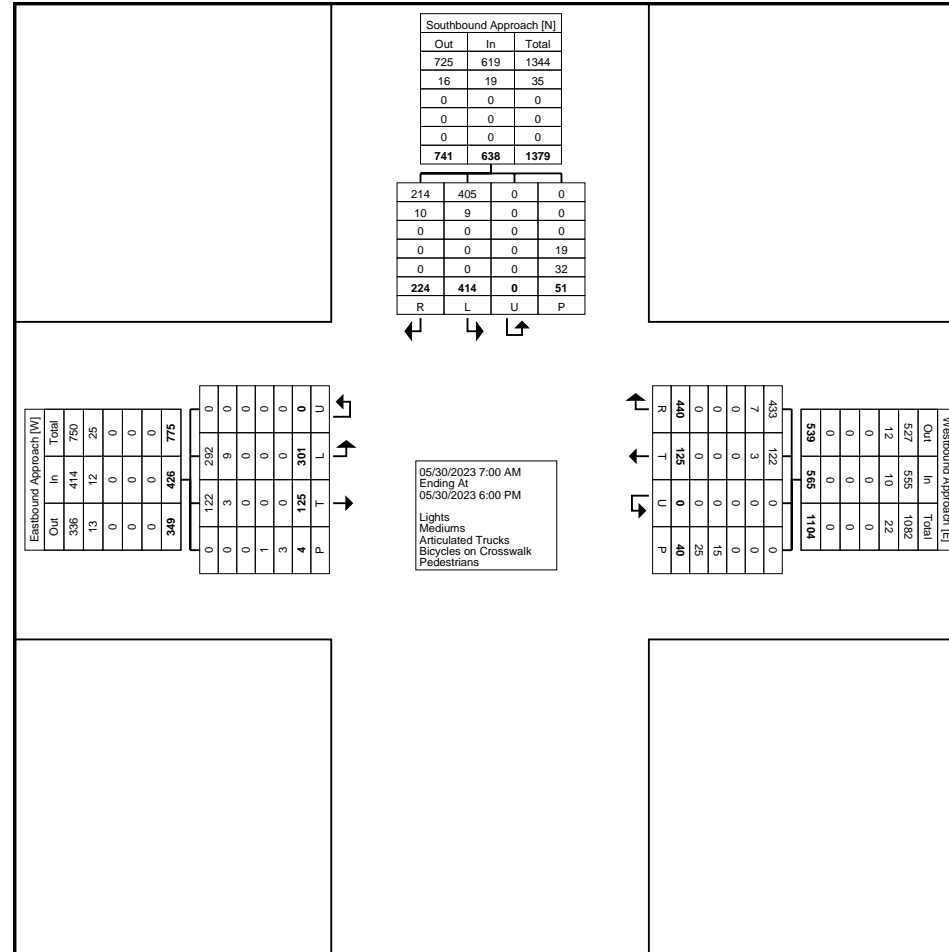
Lights	214	405	0	-	619	433	122	0	-	555	122	292	0	-	414	1588
% Lights	95.5	97.8	-	-	97.0	98.4	97.6	-	-	98.2	97.6	97.0	-	-	97.2	97.5
Mediums	10	9	0	-	19	7	3	0	-	10	3	9	0	-	12	41
% Mediums	4.5	2.2	-	-	3.0	1.6	2.4	-	-	1.8	2.4	3.0	-	-	2.8	2.5
Articulated Trucks	0	0	0	-	0	0	0	0	-	0	0	0	0	-	0	0
% Articulated Trucks	0.0	0.0	-	-	0.0	0.0	0.0	-	-	0.0	0.0	0.0	-	-	0.0	0.0
Bicycles on Crosswalk	-	-	-	19	-	-	-	-	15	-	-	-	-	1	-	-
% Bicycles on Crosswalk	-	-	-	37.3	-	-	-	-	37.5	-	-	-	-	25.0	-	-
Pedestrians	-	-	-	32	-	-	-	-	25	-	-	-	-	3	-	-
% Pedestrians	-	-	-	62.7	-	-	-	-	62.5	-	-	-	-	75.0	-	-



City of Lloydminster  
4420-50 Avenue

Lloydminster, Alberta, Canada T9V 0W2  
(780) 875-6184 waguinaldo@lloydminster.ca

Count Name: 31 Street and 57 Avenue  
Site Code: 3157  
Start Date: 05/30/2023  
Page No: 3



Turning Movement Data Plot



City of Lloydminster  
4420-50 Avenue

Lloydminster, Alberta, Canada T9V 0W2  
(780) 875-6184 waguinaldo@lloydminster.ca

Count Name: 31 Street and 57 Avenue  
Site Code: 3157  
Start Date: 05/30/2023  
Page No: 4

### Turning Movement Peak Hour Data (7:45 AM)

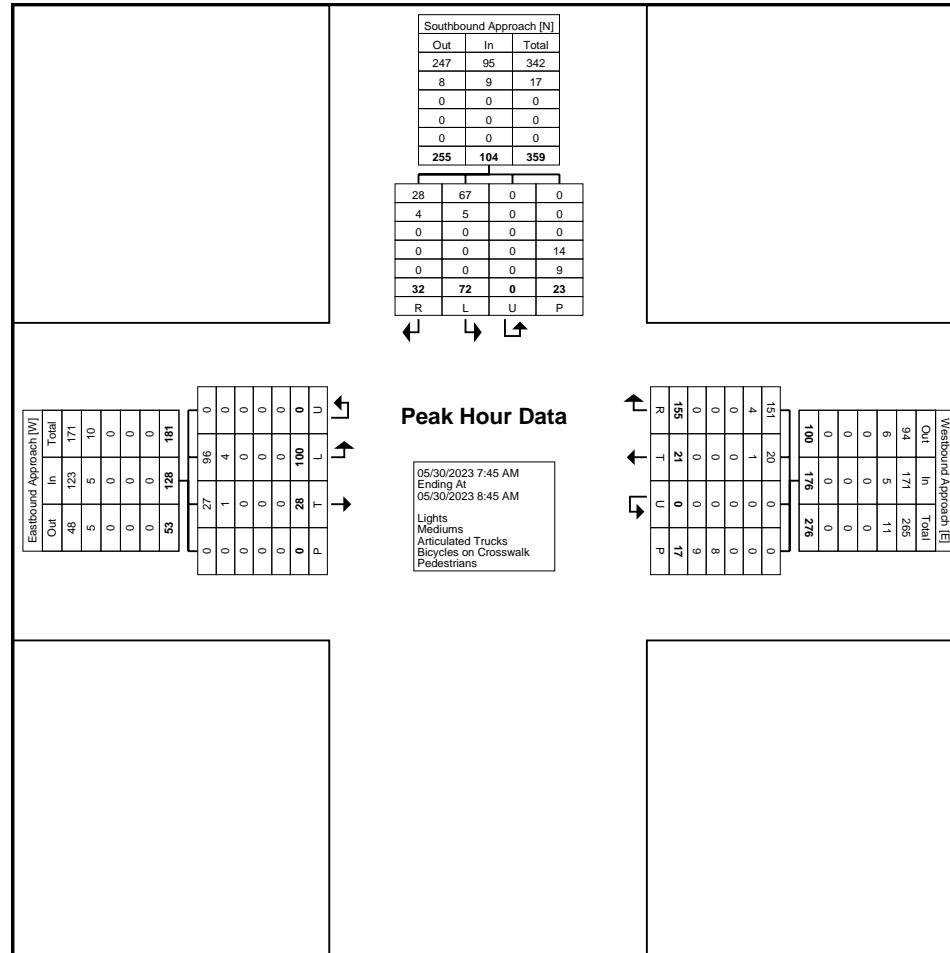
Start Time	Southbound Approach					Westbound Approach					Eastbound Approach					Int. Total
	Right	Left	U-Turn	Peds	App. Total	Right	Thru	U-Turn	Peds	App. Total	Thru	Left	U-Turn	Peds	App. Total	
7:45 AM	5	18	0	4	23	40	3	0	2	43	7	20	0	0	27	93
8:00 AM	12	22	0	8	34	44	1	0	8	45	8	31	0	0	39	118
8:15 AM	9	21	0	11	30	46	8	0	4	54	10	26	0	0	36	120
8:30 AM	6	11	0	0	17	25	9	0	3	34	3	23	0	0	26	77
Total	32	72	0	23	104	155	21	0	17	176	28	100	0	0	128	408
Approach %	30.8	69.2	0.0	-	-	88.1	11.9	0.0	-	-	21.9	78.1	0.0	-	-	-
Total %	7.8	17.6	0.0	-	25.5	38.0	5.1	0.0	-	43.1	6.9	24.5	0.0	-	31.4	-
PHF	0.667	0.818	0.000	-	0.765	0.842	0.583	0.000	-	0.815	0.700	0.806	0.000	-	0.821	0.850
Lights	28	67	0	-	95	151	20	0	-	171	27	96	0	-	123	389
% Lights	87.5	93.1	-	-	91.3	97.4	95.2	-	-	97.2	96.4	96.0	-	-	96.1	95.3
Mediums	4	5	0	-	9	4	1	0	-	5	1	4	0	-	5	19
% Mediums	12.5	6.9	-	-	8.7	2.6	4.8	-	-	2.8	3.6	4.0	-	-	3.9	4.7
Articulated Trucks	0	0	0	-	0	0	0	0	-	0	0	0	0	-	0	0
% Articulated Trucks	0.0	0.0	-	-	0.0	0.0	0.0	-	-	0.0	0.0	0.0	-	-	0.0	0.0
Bicycles on Crosswalk	-	-	-	14	-	-	-	-	8	-	-	-	-	0	-	-
% Bicycles on Crosswalk	-	-	-	60.9	-	-	-	-	47.1	-	-	-	-	-	-	-
Pedestrians	-	-	-	9	-	-	-	-	9	-	-	-	-	0	-	-
% Pedestrians	-	-	-	39.1	-	-	-	-	52.9	-	-	-	-	-	-	-



City of Lloydminster  
4420-50 Avenue

Lloydminster, Alberta, Canada T9V 0W2  
(780) 875-6184 waguinaldo@lloydminster.ca

Count Name: 31 Street and 57 Avenue  
Site Code: 3157  
Start Date: 05/30/2023  
Page No: 5



Turning Movement Peak Hour Data Plot (7:45 AM)



City of Lloydminster  
4420-50 Avenue

Lloydminster, Alberta, Canada T9V 0W2  
(780) 875-6184 waguinaldo@lloydminster.ca

Count Name: 31 Street and 57 Avenue  
Site Code: 3157  
Start Date: 05/30/2023  
Page No: 6

### Turning Movement Peak Hour Data (12:15 PM)

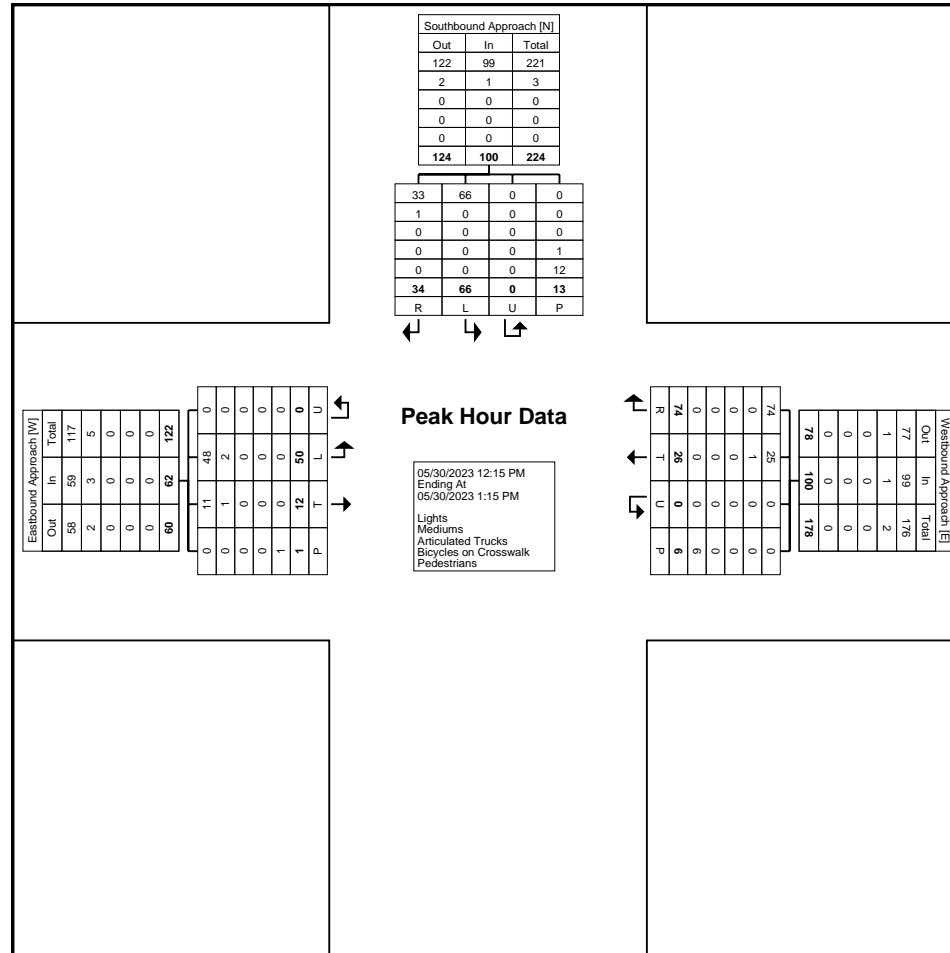
Start Time	Southbound Approach					Westbound Approach					Eastbound Approach					Int. Total
	Right	Left	U-Turn	Peds	App. Total	Right	Thru	U-Turn	Peds	App. Total	Thru	Left	U-Turn	Peds	App. Total	
12:15 PM	3	22	0	1	25	17	4	0	1	21	3	15	0	1	18	64
12:30 PM	15	19	0	8	34	19	8	0	2	27	2	7	0	0	9	70
12:45 PM	7	12	0	0	19	19	8	0	3	27	2	12	0	0	14	60
1:00 PM	9	13	0	4	22	19	6	0	0	25	5	16	0	0	21	68
Total	34	66	0	13	100	74	26	0	6	100	12	50	0	1	62	262
Approach %	34.0	66.0	0.0	-	-	74.0	26.0	0.0	-	-	19.4	80.6	0.0	-	-	-
Total %	13.0	25.2	0.0	-	38.2	28.2	9.9	0.0	-	38.2	4.6	19.1	0.0	-	23.7	-
PHF	0.567	0.750	0.000	-	0.735	0.974	0.813	0.000	-	0.926	0.600	0.781	0.000	-	0.738	0.936
Lights	33	66	0	-	99	74	25	0	-	99	11	48	0	-	59	257
% Lights	97.1	100.0	-	-	99.0	100.0	96.2	-	-	99.0	91.7	96.0	-	-	95.2	98.1
Mediums	1	0	0	-	1	0	1	0	-	1	1	2	0	-	3	5
% Mediums	2.9	0.0	-	-	1.0	0.0	3.8	-	-	1.0	8.3	4.0	-	-	4.8	1.9
Articulated Trucks	0	0	0	-	0	0	0	0	-	0	0	0	0	-	0	0
% Articulated Trucks	0.0	0.0	-	-	0.0	0.0	0.0	-	-	0.0	0.0	0.0	-	-	0.0	0.0
Bicycles on Crosswalk	-	-	-	1	-	-	-	-	0	-	-	-	-	0	-	-
% Bicycles on Crosswalk	-	-	-	7.7	-	-	-	-	0.0	-	-	-	-	0.0	-	-
Pedestrians	-	-	-	12	-	-	-	-	6	-	-	-	-	1	-	-
% Pedestrians	-	-	-	92.3	-	-	-	-	100.0	-	-	-	-	100.0	-	-



City of Lloydminster  
4420-50 Avenue

Lloydminster, Alberta, Canada T9V 0W2  
(780) 875-6184 waguinaldo@lloydminster.ca

Count Name: 31 Street and 57 Avenue  
Site Code: 3157  
Start Date: 05/30/2023  
Page No: 7



Turning Movement Peak Hour Data Plot (12:15 PM)





City of Lloydminster  
4420-50 Avenue

Lloydminster, Alberta, Canada T9V 0W2  
(780) 875-6184 waguinaldo@lloydminster.ca

Count Name: 31 Street and 57 Avenue  
Site Code: 3157  
Start Date: 05/30/2023  
Page No: 8

### Turning Movement Peak Hour Data (5:00 PM)

Start Time	Southbound Approach					Westbound Approach					Eastbound Approach					Int. Total
	Right	Left	U-Turn	Peds	App. Total	Right	Thru	U-Turn	Peds	App. Total	Thru	Left	U-Turn	Peds	App. Total	
5:00 PM	18	16	0	5	34	15	7	0	5	22	12	11	0	0	23	79
5:15 PM	24	24	0	0	48	13	9	0	1	22	8	19	0	0	27	97
5:30 PM	12	25	0	2	37	12	3	0	2	15	7	6	0	0	13	65
5:45 PM	14	34	0	1	48	19	12	0	4	31	13	15	0	0	28	107
Total	68	99	0	8	167	59	31	0	12	90	40	51	0	0	91	348
Approach %	40.7	59.3	0.0	-	-	65.6	34.4	0.0	-	-	44.0	56.0	0.0	-	-	-
Total %	19.5	28.4	0.0	-	48.0	17.0	8.9	0.0	-	25.9	11.5	14.7	0.0	-	26.1	-
PHF	0.708	0.728	0.000	-	0.870	0.776	0.646	0.000	-	0.726	0.769	0.671	0.000	-	0.813	0.813
Lights	68	99	0	-	167	59	31	0	-	90	40	50	0	-	90	347
% Lights	100.0	100.0	-	-	100.0	100.0	100.0	-	-	100.0	100.0	98.0	-	-	98.9	99.7
Mediums	0	0	0	-	0	0	0	0	-	0	0	1	0	-	1	1
% Mediums	0.0	0.0	-	-	0.0	0.0	0.0	-	-	0.0	0.0	2.0	-	-	1.1	0.3
Articulated Trucks	0	0	0	-	0	0	0	0	-	0	0	0	0	-	0	0
% Articulated Trucks	0.0	0.0	-	-	0.0	0.0	0.0	-	-	0.0	0.0	0.0	-	-	0.0	0.0
Bicycles on Crosswalk	-	-	-	1	-	-	-	-	7	-	-	-	-	0	-	-
% Bicycles on Crosswalk	-	-	-	12.5	-	-	-	-	58.3	-	-	-	-	-	-	-
Pedestrians	-	-	-	7	-	-	-	-	5	-	-	-	-	0	-	-
% Pedestrians	-	-	-	87.5	-	-	-	-	41.7	-	-	-	-	-	-	-





City of Lloydminster  
4420-50 Avenue

Lloydminster, Alberta, Canada T9V 0W2  
(780) 875-6184 waguinaldo@lloydminster.ca

Count Name: 35 Street and 65 Avenue  
Site Code: 3565  
Start Date: 05/24/2023  
Page No: 1

### Turning Movement Data

Start Time	Southbound Approach					Northbound Approach					Eastbound Approach					Int. Total
	Southbound					Northbound					Eastbound					
	Right	Thru	U-Turn	Peds	App. Total	Thru	Left	U-Turn	Peds	App. Total	Right	Left	U-Turn	Peds	App. Total	
7:00 AM	5	8	1	0	14	12	0	0	0	12	0	5	0	2	5	31
7:15 AM	4	2	0	0	6	18	2	0	0	20	2	6	0	0	8	34
7:30 AM	16	14	0	1	30	33	3	0	0	36	2	11	0	0	13	79
7:45 AM	44	8	0	0	52	54	0	0	0	54	2	44	0	0	46	152
Hourly Total	69	32	1	1	102	117	5	0	0	122	6	66	0	2	72	296
8:00 AM	16	10	0	0	26	33	0	0	0	33	1	15	0	0	16	75
8:15 AM	23	16	0	0	39	46	2	0	0	48	1	21	0	0	22	109
8:30 AM	33	19	0	7	52	29	4	0	0	33	0	30	0	2	30	115
8:45 AM	19	10	0	3	29	30	4	0	0	34	1	31	0	1	32	95
Hourly Total	91	55	0	10	146	138	10	0	0	148	3	97	0	3	100	394
*** BREAK ***	-	-	-	-	-	-	-	-	-	-	-	-	-	-	-	-
11:30 AM	6	19	0	4	25	11	1	1	0	13	1	12	0	1	13	51
11:45 AM	9	16	0	0	25	20	1	0	0	21	1	8	0	0	9	55
Hourly Total	15	35	0	4	50	31	2	1	0	34	2	20	0	1	22	106
12:00 PM	10	18	0	1	28	13	3	0	0	16	1	15	0	0	16	60
12:15 PM	9	17	0	0	26	23	2	0	0	25	4	12	0	3	16	67
12:30 PM	8	21	0	0	29	22	0	0	1	22	1	13	0	0	14	65
12:45 PM	6	10	0	3	16	30	1	0	1	31	0	12	0	0	12	59
Hourly Total	33	66	0	4	99	88	6	0	2	94	6	52	0	3	58	251
1:00 PM	5	21	0	0	26	22	0	0	0	22	0	9	0	0	9	57
1:15 PM	10	15	0	0	25	24	2	0	0	26	2	6	0	0	8	59
*** BREAK ***	-	-	-	-	-	-	-	-	-	-	-	-	-	-	-	-
Hourly Total	15	36	0	0	51	46	2	0	0	48	2	15	0	0	17	116
4:00 PM	13	26	0	0	39	25	1	0	0	26	1	14	0	1	15	80
4:15 PM	13	26	0	0	39	28	1	0	0	29	3	13	0	0	16	84
4:30 PM	19	34	0	0	53	26	1	0	0	27	0	11	0	2	11	91
4:45 PM	21	30	0	0	51	35	0	0	0	35	2	24	0	1	26	112
Hourly Total	66	116	0	0	182	114	3	0	0	117	6	62	0	4	68	367
5:00 PM	23	43	0	0	66	28	0	0	0	28	2	26	0	1	28	122
5:15 PM	14	42	0	0	56	18	2	0	0	20	1	18	0	1	19	95
5:30 PM	7	31	0	0	38	33	1	0	0	34	1	9	0	3	10	82
5:45 PM	7	20	0	0	27	28	1	0	0	29	0	7	0	1	7	63
Hourly Total	51	136	0	0	187	107	4	0	0	111	4	60	0	6	64	362
Grand Total	340	476	1	19	817	641	32	1	2	674	29	372	0	19	401	1892
Approach %	41.6	58.3	0.1	-	-	95.1	4.7	0.1	-	-	7.2	92.8	0.0	-	-	-
Total %	18.0	25.2	0.1	-	43.2	33.9	1.7	0.1	-	35.6	1.5	19.7	0.0	-	21.2	-


Lights	324	471	1	-	796	631	32	1	-	664	28	366	0	-	394	1854
% Lights	95.3	98.9	100.0	-	97.4	98.4	100.0	100.0	-	98.5	96.6	98.4	-	-	98.3	98.0
Mediums	16	5	0	-	21	10	0	0	-	10	1	5	0	-	6	37
% Mediums	4.7	1.1	0.0	-	2.6	1.6	0.0	0.0	-	1.5	3.4	1.3	-	-	1.5	2.0
Articulated Trucks	0	0	0	-	0	0	0	0	-	0	0	1	0	-	1	1
% Articulated Trucks	0.0	0.0	0.0	-	0.0	0.0	0.0	0.0	-	0.0	0.0	0.3	-	-	0.2	0.1
Bicycles on Crosswalk	-	-	-	3	-	-	-	-	1	-	-	-	-	4	-	-
% Bicycles on Crosswalk	-	-	-	15.8	-	-	-	-	50.0	-	-	-	-	21.1	-	-
Pedestrians	-	-	-	16	-	-	-	-	1	-	-	-	-	15	-	-
% Pedestrians	-	-	-	84.2	-	-	-	-	50.0	-	-	-	-	78.9	-	-



City of Lloydminster  
4420-50 Avenue

Lloydminster, Alberta, Canada T9V 0W2  
(780) 875-6184 waguinaldo@lloydminster.ca

Count Name: 35 Street and 65 Avenue  
Site Code: 3565  
Start Date: 05/24/2023  
Page No: 3





City of Lloydminster  
4420-50 Avenue

Lloydminster, Alberta, Canada T9V 0W2  
(780) 875-6184 waguinaldo@lloydminster.ca

Count Name: 35 Street and 65 Avenue  
Site Code: 3565  
Start Date: 05/24/2023  
Page No: 4

### Turning Movement Peak Hour Data (7:45 AM)

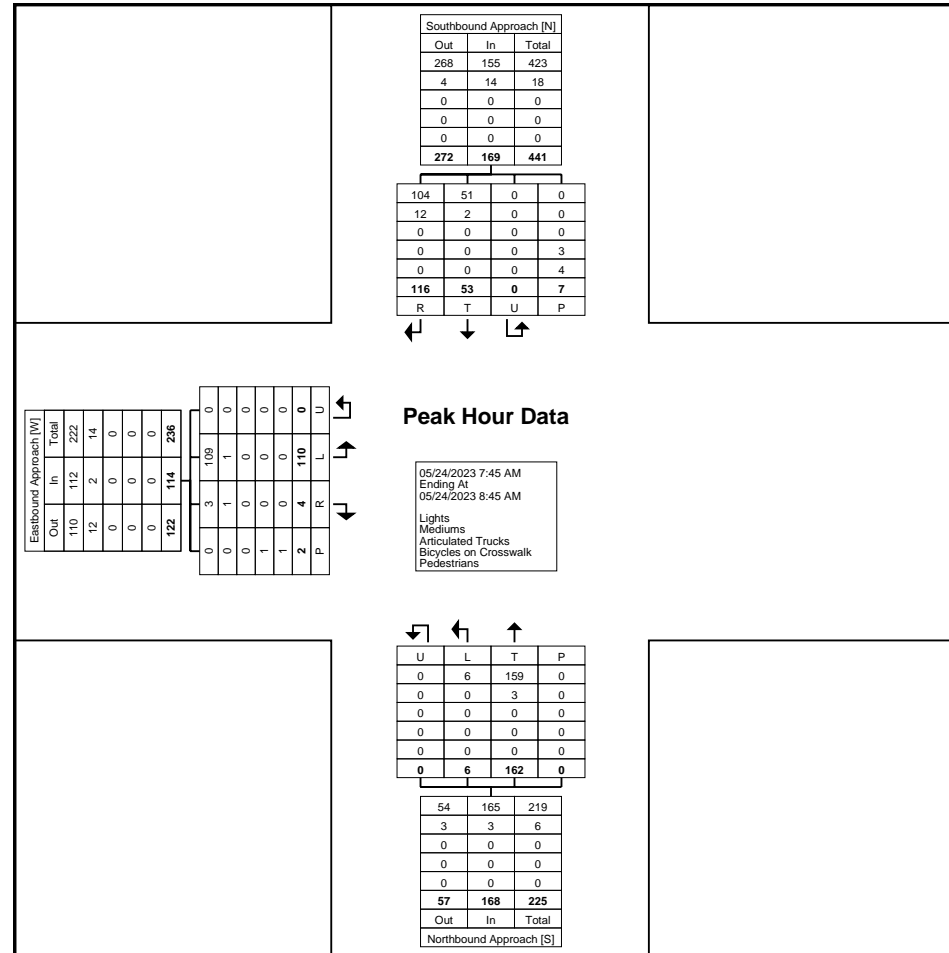
Start Time	Southbound Approach					Northbound Approach					Eastbound Approach					Int. Total
	Right	Thru	U-Turn	Peds	App. Total	Thru	Left	U-Turn	Peds	App. Total	Right	Left	U-Turn	Peds	App. Total	
7:45 AM	44	8	0	0	52	54	0	0	0	54	2	44	0	0	46	152
8:00 AM	16	10	0	0	26	33	0	0	0	33	1	15	0	0	16	75
8:15 AM	23	16	0	0	39	46	2	0	0	48	1	21	0	0	22	109
8:30 AM	33	19	0	7	52	29	4	0	0	33	0	30	0	2	30	115
Total	116	53	0	7	169	162	6	0	0	168	4	110	0	2	114	451
Approach %	68.6	31.4	0.0	-	-	96.4	3.6	0.0	-	-	3.5	96.5	0.0	-	-	-
Total %	25.7	11.8	0.0	-	37.5	35.9	1.3	0.0	-	37.3	0.9	24.4	0.0	-	25.3	-
PHF	0.659	0.697	0.000	-	0.813	0.750	0.375	0.000	-	0.778	0.500	0.625	0.000	-	0.620	0.742
Lights	104	51	0	-	155	159	6	0	-	165	3	109	0	-	112	432
% Lights	89.7	96.2	-	-	91.7	98.1	100.0	-	-	98.2	75.0	99.1	-	-	98.2	95.8
Mediums	12	2	0	-	14	3	0	0	-	3	1	1	0	-	2	19
% Mediums	10.3	3.8	-	-	8.3	1.9	0.0	-	-	1.8	25.0	0.9	-	-	1.8	4.2
Articulated Trucks	0	0	0	-	0	0	0	0	-	0	0	0	0	-	0	0
% Articulated Trucks	0.0	0.0	-	-	0.0	0.0	0.0	-	-	0.0	0.0	0.0	-	-	0.0	0.0
Bicycles on Crosswalk	-	-	-	3	-	-	-	-	0	-	-	-	-	1	-	-
% Bicycles on Crosswalk	-	-	-	42.9	-	-	-	-	-	-	-	-	-	50.0	-	-
Pedestrians	-	-	-	4	-	-	-	-	0	-	-	-	-	1	-	-
% Pedestrians	-	-	-	57.1	-	-	-	-	-	-	-	-	-	50.0	-	-



City of Lloydminster  
4420-50 Avenue

Lloydminster, Alberta, Canada T9V 0W2  
(780) 875-6184 waguinaldo@lloydminster.ca

Count Name: 35 Street and 65 Avenue  
Site Code: 3565  
Start Date: 05/24/2023  
Page No: 5



Turning Movement Peak Hour Data Plot (7:45 AM)



City of Lloydminster  
4420-50 Avenue

Lloydminster, Alberta, Canada T9V 0W2  
(780) 875-6184 waguinaldo@lloydminster.ca

Count Name: 35 Street and 65 Avenue  
Site Code: 3565  
Start Date: 05/24/2023  
Page No: 6

### Turning Movement Peak Hour Data (12:00 PM)

Start Time	Southbound Approach					Northbound Approach					Eastbound Approach					Int. Total
	Right	Thru	U-Turn	Peds	App. Total	Thru	Left	U-Turn	Peds	App. Total	Right	Left	U-Turn	Peds	App. Total	
12:00 PM	10	18	0	1	28	13	3	0	0	16	1	15	0	0	16	60
12:15 PM	9	17	0	0	26	23	2	0	0	25	4	12	0	3	16	67
12:30 PM	8	21	0	0	29	22	0	0	1	22	1	13	0	0	14	65
12:45 PM	6	10	0	3	16	30	1	0	1	31	0	12	0	0	12	59
Total	33	66	0	4	99	88	6	0	2	94	6	52	0	3	58	251
Approach %	33.3	66.7	0.0	-	-	93.6	6.4	0.0	-	-	10.3	89.7	0.0	-	-	-
Total %	13.1	26.3	0.0	-	39.4	35.1	2.4	0.0	-	37.5	2.4	20.7	0.0	-	23.1	-
PHF	0.825	0.786	0.000	-	0.853	0.733	0.500	0.000	-	0.758	0.375	0.867	0.000	-	0.906	0.937
Lights	31	65	0	-	96	86	6	0	-	92	6	50	0	-	56	244
% Lights	93.9	98.5	-	-	97.0	97.7	100.0	-	-	97.9	100.0	96.2	-	-	96.6	97.2
Mediums	2	1	0	-	3	2	0	0	-	2	0	1	0	-	1	6
% Mediums	6.1	1.5	-	-	3.0	2.3	0.0	-	-	2.1	0.0	1.9	-	-	1.7	2.4
Articulated Trucks	0	0	0	-	0	0	0	0	-	0	0	1	0	-	1	1
% Articulated Trucks	0.0	0.0	-	-	0.0	0.0	0.0	-	-	0.0	0.0	1.9	-	-	1.7	0.4
Bicycles on Crosswalk	-	-	-	0	-	-	-	-	1	-	-	-	-	0	-	-
% Bicycles on Crosswalk	-	-	-	0.0	-	-	-	-	50.0	-	-	-	-	0.0	-	-
Pedestrians	-	-	-	4	-	-	-	-	1	-	-	-	-	3	-	-
% Pedestrians	-	-	-	100.0	-	-	-	-	50.0	-	-	-	-	100.0	-	-

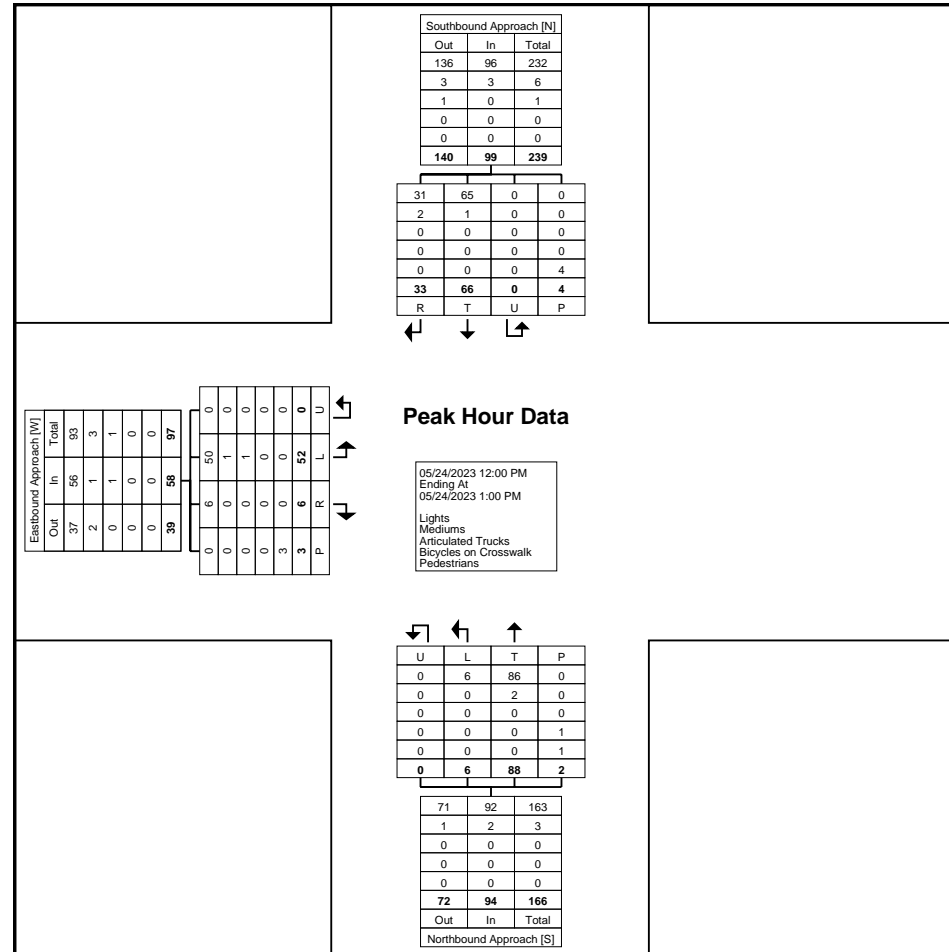




City of Lloydminster  
4420-50 Avenue

Lloydminster, Alberta, Canada T9V 0W2  
(780) 875-6184 waguinaldo@lloydminster.ca

Count Name: 35 Street and 65 Avenue  
Site Code: 3565  
Start Date: 05/24/2023  
Page No: 7



Turning Movement Peak Hour Data Plot (12:00 PM)



City of Lloydminster  
4420-50 Avenue

Lloydminster, Alberta, Canada T9V 0W2  
(780) 875-6184 waguinaldo@lloydminster.ca

Count Name: 35 Street and 65 Avenue  
Site Code: 3565  
Start Date: 05/24/2023  
Page No: 8

### Turning Movement Peak Hour Data (4:30 PM)

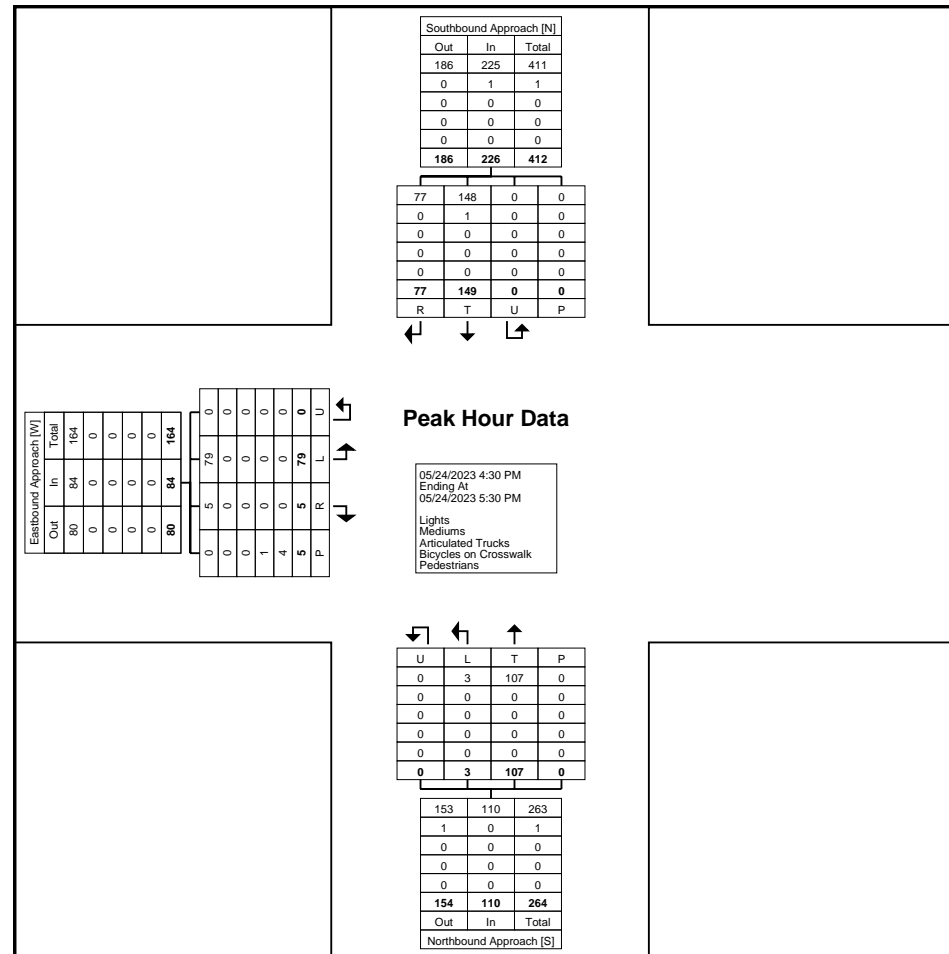
Start Time	Southbound Approach					Northbound Approach					Eastbound Approach					Int. Total
	Right	Thru	U-Turn	Peds	App. Total	Thru	Left	U-Turn	Peds	App. Total	Right	Left	U-Turn	Peds	App. Total	
4:30 PM	19	34	0	0	53	26	1	0	0	27	0	11	0	2	11	91
4:45 PM	21	30	0	0	51	35	0	0	0	35	2	24	0	1	26	112
5:00 PM	23	43	0	0	66	28	0	0	0	28	2	26	0	1	28	122
5:15 PM	14	42	0	0	56	18	2	0	0	20	1	18	0	1	19	95
Total	77	149	0	0	226	107	3	0	0	110	5	79	0	5	84	420
Approach %	34.1	65.9	0.0	-	-	97.3	2.7	0.0	-	-	6.0	94.0	0.0	-	-	-
Total %	18.3	35.5	0.0	-	53.8	25.5	0.7	0.0	-	26.2	1.2	18.8	0.0	-	20.0	-
PHF	0.837	0.866	0.000	-	0.856	0.764	0.375	0.000	-	0.786	0.625	0.760	0.000	-	0.750	0.861
Lights	77	148	0	-	225	107	3	0	-	110	5	79	0	-	84	419
% Lights	100.0	99.3	-	-	99.6	100.0	100.0	-	-	100.0	100.0	100.0	-	-	100.0	99.8
Mediums	0	1	0	-	1	0	0	0	-	0	0	0	0	-	0	1
% Mediums	0.0	0.7	-	-	0.4	0.0	0.0	-	-	0.0	0.0	0.0	-	-	0.0	0.2
Articulated Trucks	0	0	0	-	0	0	0	0	-	0	0	0	0	-	0	0
% Articulated Trucks	0.0	0.0	-	-	0.0	0.0	0.0	-	-	0.0	0.0	0.0	-	-	0.0	0.0
Bicycles on Crosswalk	-	-	-	0	-	-	-	-	0	-	-	-	-	1	-	-
% Bicycles on Crosswalk	-	-	-	-	-	-	-	-	-	-	-	-	-	20.0	-	-
Pedestrians	-	-	-	0	-	-	-	-	0	-	-	-	-	4	-	-
% Pedestrians	-	-	-	-	-	-	-	-	-	-	-	-	-	80.0	-	-



City of Lloydminster  
4420-50 Avenue

Lloydminster, Alberta, Canada T9V 0W2  
(780) 875-6184 waguinaldo@lloydminster.ca

Count Name: 35 Street and 65 Avenue  
Site Code: 3565  
Start Date: 05/24/2023  
Page No: 9



Turning Movement Peak Hour Data Plot (4:30 PM)



City of Lloydminster  
4420-50 Avenue

Lloydminster, Alberta, Canada T9V 0W2  
(780) 875-6184 waguinaldo@lloydminster.ca

Count Name: 36 Street and 47 Avenue  
Site Code: 3647  
Start Date: 06/19/2023  
Page No: 1

### Turning Movement Data

Start Time	Southbound Approach Southbound						Westbound Approach Westbound						Northbound Approach Northbound						Eastbound Approach Eastbound						Int. Total
	Right	Thru	Left	U-Turn	Peds	App. Total	Right	Thru	Left	U-Turn	Peds	App. Total	Right	Thru	Left	U-Turn	Peds	App. Total	Right	Thru	Left	U-Turn	Peds	App. Total	
7:00 AM	1	6	1	0	0	8	1	9	4	0	0	14	8	10	10	0	0	28	2	18	1	0	0	21	71
7:15 AM	4	1	2	0	0	7	1	18	2	0	0	21	6	19	16	0	0	41	4	15	3	0	0	22	91
7:30 AM	1	7	1	0	2	9	2	36	5	0	0	43	13	17	27	0	0	57	9	21	6	0	0	36	145
7:45 AM	0	6	2	0	0	8	4	38	4	0	2	46	10	24	32	0	0	66	13	28	2	0	0	43	163
Hourly Total	6	20	6	0	2	32	8	101	15	0	2	124	37	70	85	0	0	192	28	82	12	0	0	122	470
8:00 AM	1	10	1	0	2	12	1	37	8	0	1	46	6	16	33	0	0	55	8	25	3	0	0	36	149
8:15 AM	3	10	0	0	0	13	3	31	9	0	6	43	4	23	31	0	5	58	14	19	5	0	1	38	152
8:30 AM	6	11	1	0	14	18	13	39	6	0	18	58	11	21	30	0	8	62	14	26	8	0	11	48	186
8:45 AM	6	8	0	0	4	14	14	29	5	0	4	48	9	17	25	0	1	51	14	17	7	0	4	38	151
Hourly Total	16	39	2	0	20	57	31	136	28	0	29	195	30	77	119	0	14	226	50	87	23	0	16	160	638
*** BREAK ***	-	-	-	-	-	-	-	-	-	-	-	-	-	-	-	-	-	-	-	-	-	-	-	-	-
11:30 AM	3	3	1	0	1	7	1	19	6	0	1	26	6	6	19	0	0	31	22	23	1	0	0	46	110
11:45 AM	4	6	2	0	0	12	2	29	5	0	0	36	8	9	19	0	1	36	15	32	5	1	0	53	137
Hourly Total	7	9	3	0	1	19	3	48	11	0	1	62	14	15	38	0	1	67	37	55	6	1	0	99	247
12:00 PM	2	18	1	0	1	21	4	43	10	0	0	57	12	11	15	0	0	38	24	40	2	0	1	66	182
12:15 PM	4	11	2	0	0	17	1	32	4	0	0	37	7	7	11	0	1	25	19	19	6	0	1	44	123
12:30 PM	5	8	0	0	0	13	1	39	8	0	1	48	2	8	25	0	0	35	18	29	4	0	0	51	147
12:45 PM	9	7	2	0	0	18	5	40	5	0	1	50	7	28	25	0	1	60	27	38	3	0	0	68	196
Hourly Total	20	44	5	0	1	69	11	154	27	0	2	192	28	54	76	0	2	158	88	126	15	0	2	229	648
1:00 PM	6	7	2	0	0	15	1	28	5	0	1	34	9	11	20	0	2	40	20	34	3	0	1	57	146
1:15 PM	3	3	0	0	0	6	1	35	5	0	1	41	3	11	20	0	0	34	23	22	4	0	2	49	130
*** BREAK ***	-	-	-	-	-	-	-	-	-	-	-	-	-	-	-	-	-	-	-	-	-	-	-	-	-
Hourly Total	9	10	2	0	0	21	2	63	10	0	2	75	12	22	40	0	2	74	43	56	7	0	3	106	276
4:00 PM	3	21	4	0	1	28	3	36	8	0	1	47	7	16	25	0	0	48	41	41	3	0	1	85	208
4:15 PM	7	17	1	0	1	25	4	30	11	0	0	45	8	13	25	0	6	46	30	26	8	0	4	64	180
4:30 PM	2	26	3	0	0	31	1	31	10	0	0	42	7	11	20	0	2	38	41	37	4	0	1	82	193
4:45 PM	6	18	6	0	0	30	3	45	11	0	1	59	12	17	20	0	8	49	36	33	3	0	3	72	210
Hourly Total	18	82	14	0	2	114	11	142	40	0	2	193	34	57	90	0	16	181	148	137	18	0	9	303	791
5:00 PM	3	21	4	0	1	28	0	48	4	0	0	52	7	10	21	0	3	38	25	30	3	0	3	58	176
5:15 PM	7	26	3	0	4	36	2	28	10	0	0	40	8	12	21	0	0	41	35	41	6	0	4	82	199
5:30 PM	8	9	4	0	3	21	4	26	6	0	0	36	10	16	19	0	2	45	31	39	6	0	4	76	178
5:45 PM	8	17	1	0	0	26	3	29	4	0	0	36	12	13	22	0	0	47	21	36	2	0	0	59	168
Hourly Total	26	73	12	0	8	111	9	131	24	0	0	164	37	51	83	0	5	171	112	146	17	0	11	275	721
Grand Total	102	277	44	0	34	423	75	775	155	0	38	1005	192	346	531	0	40	1069	506	689	98	1	41	1294	3791
Approach %	24.1	65.5	10.4	0.0	-	-	7.5	77.1	15.4	0.0	-	-	18.0	32.4	49.7	0.0	-	-	39.1	53.2	7.6	0.1	-	-	-

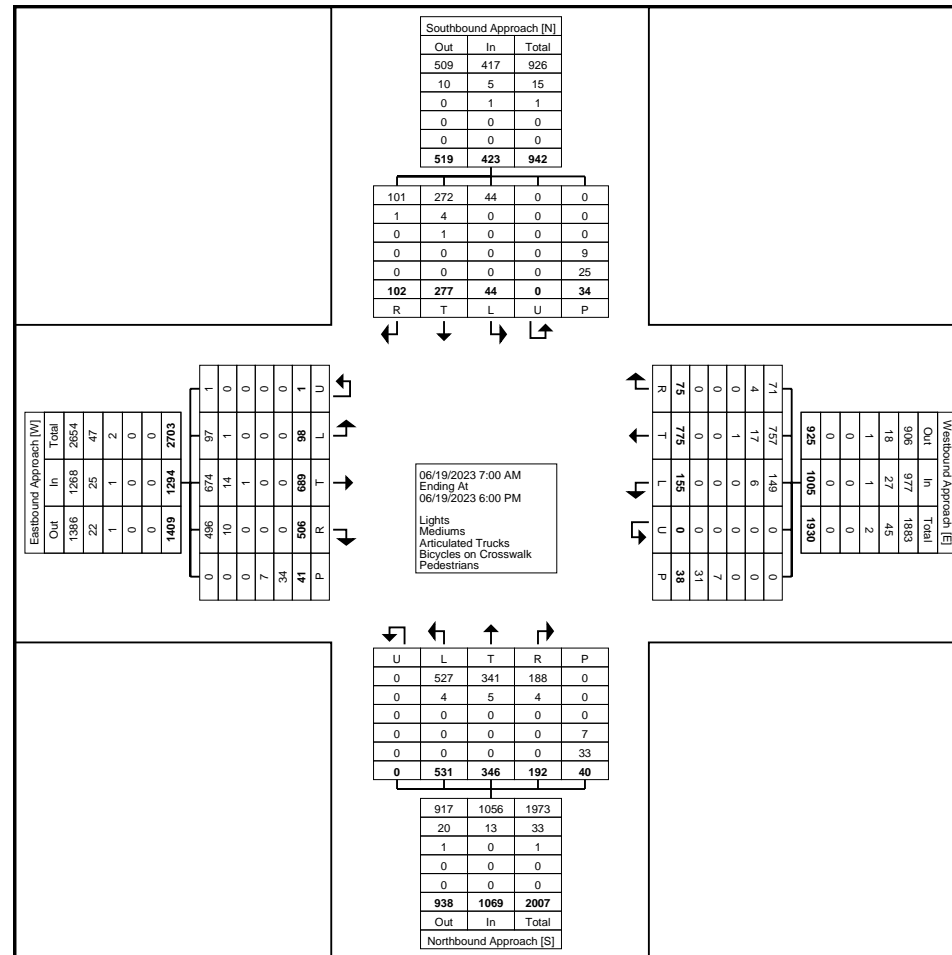
Total %	2.7	7.3	1.2	0.0	-	11.2	2.0	20.4	4.1	0.0	-	26.5	5.1	9.1	14.0	0.0	-	28.2	13.3	18.2	2.6	0.0	-	34.1	-
Lights	101	272	44	0	-	417	71	757	149	0	-	977	188	341	527	0	-	1056	496	674	97	1	-	1268	3718
% Lights	99.0	98.2	100.0	-	-	98.6	94.7	97.7	96.1	-	-	97.2	97.9	98.6	99.2	-	-	98.8	98.0	97.8	99.0	100.0	-	98.0	98.1
Mediums	1	4	0	0	-	5	4	17	6	0	-	27	4	5	4	0	-	13	10	14	1	0	-	25	70
% Mediums	1.0	1.4	0.0	-	-	1.2	5.3	2.2	3.9	-	-	2.7	2.1	1.4	0.8	-	-	1.2	2.0	2.0	1.0	0.0	-	1.9	1.8
Articulated Trucks	0	1	0	0	-	1	0	1	0	0	-	1	0	0	0	0	-	0	0	1	0	0	-	1	3
% Articulated Trucks	0.0	0.4	0.0	-	-	0.2	0.0	0.1	0.0	-	-	0.1	0.0	0.0	0.0	-	-	0.0	0.0	0.1	0.0	0.0	-	0.1	0.1
Bicycles on Crosswalk	-	-	-	-	9	-	-	-	-	-	7	-	-	-	-	-	7	-	-	-	-	-	7	-	-
% Bicycles on Crosswalk	-	-	-	-	26.5	-	-	-	-	-	18.4	-	-	-	-	-	17.5	-	-	-	-	-	17.1	-	-
Pedestrians	-	-	-	-	25	-	-	-	-	-	31	-	-	-	-	-	33	-	-	-	-	-	34	-	-
% Pedestrians	-	-	-	-	73.5	-	-	-	-	-	81.6	-	-	-	-	-	82.5	-	-	-	-	-	82.9	-	-



City of Lloydminster  
4420-50 Avenue

Lloydminster, Alberta, Canada T9V 0W2  
(780) 875-6184 waguinaldo@lloydminster.ca

Count Name: 36 Street and 47 Avenue  
Site Code: 3647  
Start Date: 06/19/2023  
Page No: 3



Turning Movement Data Plot



City of Lloydminster  
4420-50 Avenue

Lloydminster, Alberta, Canada T9V 0W2  
(780) 875-6184 waguinaldo@lloydminster.ca

Count Name: 36 Street and 47 Avenue  
Site Code: 3647  
Start Date: 06/19/2023  
Page No: 4

### Turning Movement Peak Hour Data (7:45 AM)

Start Time	Southbound Approach Southbound						Westbound Approach Westbound						Northbound Approach Northbound						Eastbound Approach Eastbound						Int. Total
	Right	Thru	Left	U-Turn	Peds	App. Total	Right	Thru	Left	U-Turn	Peds	App. Total	Right	Thru	Left	U-Turn	Peds	App. Total	Right	Thru	Left	U-Turn	Peds	App. Total	
7:45 AM	0	6	2	0	0	8	4	38	4	0	2	46	10	24	32	0	0	66	13	28	2	0	0	43	163
8:00 AM	1	10	1	0	2	12	1	37	8	0	1	46	6	16	33	0	0	55	8	25	3	0	0	36	149
8:15 AM	3	10	0	0	0	13	3	31	9	0	6	43	4	23	31	0	5	58	14	19	5	0	1	38	152
8:30 AM	6	11	1	0	14	18	13	39	6	0	18	58	11	21	30	0	8	62	14	26	8	0	11	48	186
Total	10	37	4	0	16	51	21	145	27	0	27	193	31	84	126	0	13	241	49	98	18	0	12	165	650
Approach %	19.6	72.5	7.8	0.0	-	-	10.9	75.1	14.0	0.0	-	-	12.9	34.9	52.3	0.0	-	-	29.7	59.4	10.9	0.0	-	-	-
Total %	1.5	5.7	0.6	0.0	-	7.8	3.2	22.3	4.2	0.0	-	29.7	4.8	12.9	19.4	0.0	-	37.1	7.5	15.1	2.8	0.0	-	25.4	-
PHF	0.417	0.841	0.500	0.000	-	0.708	0.404	0.929	0.750	0.000	-	0.832	0.705	0.875	0.955	0.000	-	0.913	0.875	0.875	0.563	0.000	-	0.859	0.874
Lights	10	34	4	0	-	48	17	141	25	0	-	183	30	81	124	0	-	235	46	91	17	0	-	154	620
% Lights	100.0	91.9	100.0	-	-	94.1	81.0	97.2	92.6	-	-	94.8	96.8	96.4	98.4	-	-	97.5	93.9	92.9	94.4	-	-	93.3	95.4
Mediums	0	3	0	0	-	3	4	4	2	0	-	10	1	3	2	0	-	6	3	7	1	0	-	11	30
% Mediums	0.0	8.1	0.0	-	-	5.9	19.0	2.8	7.4	-	-	5.2	3.2	3.6	1.6	-	-	2.5	6.1	7.1	5.6	-	-	6.7	4.6
Articulated Trucks	0	0	0	0	-	0	0	0	0	0	-	0	0	0	0	0	-	0	0	0	0	0	-	0	0
% Articulated Trucks	0.0	0.0	0.0	-	-	0.0	0.0	0.0	0.0	-	-	0.0	0.0	0.0	0.0	-	-	0.0	0.0	0.0	0.0	-	-	0.0	0.0
Bicycles on Crosswalk	-	-	-	-	3	-	-	-	-	-	4	-	-	-	-	-	2	-	-	-	-	-	2	-	-
% Bicycles on Crosswalk	-	-	-	-	18.8	-	-	-	-	-	14.8	-	-	-	-	-	15.4	-	-	-	-	-	16.7	-	-
Pedestrians	-	-	-	-	13	-	-	-	-	-	23	-	-	-	-	-	11	-	-	-	-	-	10	-	-
% Pedestrians	-	-	-	-	81.3	-	-	-	-	-	85.2	-	-	-	-	-	84.6	-	-	-	-	-	83.3	-	-







City of Lloydminster  
4420-50 Avenue

Lloydminster, Alberta, Canada T9V 0W2  
(780) 875-6184 waguinaldo@lloydminster.ca

Count Name: 36 Street and 47 Avenue  
Site Code: 3647  
Start Date: 06/19/2023  
Page No: 6

### Turning Movement Peak Hour Data (12:00 PM)

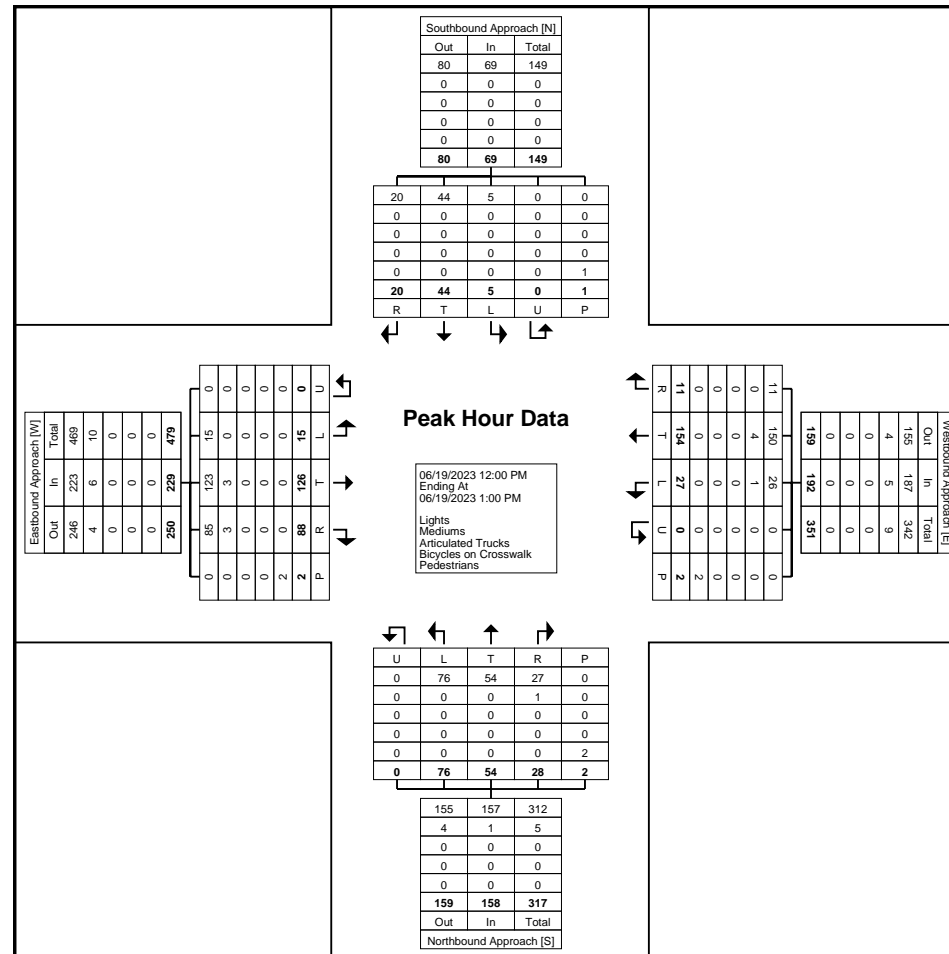
Start Time	Southbound Approach Southbound						Westbound Approach Westbound						Northbound Approach Northbound						Eastbound Approach Eastbound						Int. Total
	Right	Thru	Left	U-Turn	Peds	App. Total	Right	Thru	Left	U-Turn	Peds	App. Total	Right	Thru	Left	U-Turn	Peds	App. Total	Right	Thru	Left	U-Turn	Peds	App. Total	
12:00 PM	2	18	1	0	1	21	4	43	10	0	0	57	12	11	15	0	0	38	24	40	2	0	1	66	182
12:15 PM	4	11	2	0	0	17	1	32	4	0	0	37	7	7	11	0	1	25	19	19	6	0	1	44	123
12:30 PM	5	8	0	0	0	13	1	39	8	0	1	48	2	8	25	0	0	35	18	29	4	0	0	51	147
12:45 PM	9	7	2	0	0	18	5	40	5	0	1	50	7	28	25	0	1	60	27	38	3	0	0	68	196
Total	20	44	5	0	1	69	11	154	27	0	2	192	28	54	76	0	2	158	88	126	15	0	2	229	648
Approach %	29.0	63.8	7.2	0.0	-	-	5.7	80.2	14.1	0.0	-	-	17.7	34.2	48.1	0.0	-	-	38.4	55.0	6.6	0.0	-	-	-
Total %	3.1	6.8	0.8	0.0	-	10.6	1.7	23.8	4.2	0.0	-	29.6	4.3	8.3	11.7	0.0	-	24.4	13.6	19.4	2.3	0.0	-	35.3	-
PHF	0.556	0.611	0.625	0.000	-	0.821	0.550	0.895	0.675	0.000	-	0.842	0.583	0.482	0.760	0.000	-	0.658	0.815	0.788	0.625	0.000	-	0.842	0.827
Lights	20	44	5	0	-	69	11	150	26	0	-	187	27	54	76	0	-	157	85	123	15	0	-	223	636
% Lights	100.0	100.0	100.0	-	-	100.0	100.0	97.4	96.3	-	-	97.4	96.4	100.0	100.0	-	-	99.4	96.6	97.6	100.0	-	-	97.4	98.1
Mediums	0	0	0	0	-	0	0	4	1	0	-	5	1	0	0	0	-	1	3	3	0	0	-	6	12
% Mediums	0.0	0.0	0.0	-	-	0.0	0.0	2.6	3.7	-	-	2.6	3.6	0.0	0.0	-	-	0.6	3.4	2.4	0.0	-	-	2.6	1.9
Articulated Trucks	0	0	0	0	-	0	0	0	0	0	-	0	0	0	0	0	-	0	0	0	0	0	-	0	0
% Articulated Trucks	0.0	0.0	0.0	-	-	0.0	0.0	0.0	0.0	-	-	0.0	0.0	0.0	0.0	-	-	0.0	0.0	0.0	0.0	-	-	0.0	0.0
Bicycles on Crosswalk	-	-	-	-	0	-	-	-	-	-	0	-	-	-	-	-	0	-	-	-	-	-	0	-	-
% Bicycles on Crosswalk	-	-	-	-	0.0	-	-	-	-	-	0.0	-	-	-	-	-	0.0	-	-	-	-	-	0.0	-	-
Pedestrians	-	-	-	-	1	-	-	-	-	-	2	-	-	-	-	-	2	-	-	-	-	-	2	-	-
% Pedestrians	-	-	-	-	100.0	-	-	-	-	-	100.0	-	-	-	-	-	100.0	-	-	-	-	-	100.0	-	-



City of Lloydminster  
4420-50 Avenue

Lloydminster, Alberta, Canada T9V 0W2  
(780) 875-6184 waguinaldo@lloydminster.ca

Count Name: 36 Street and 47 Avenue  
Site Code: 3647  
Start Date: 06/19/2023  
Page No: 7



Turning Movement Peak Hour Data Plot (12:00 PM)



City of Lloydminster  
4420-50 Avenue

Lloydminster, Alberta, Canada T9V 0W2  
(780) 875-6184 waguinaldo@lloydminster.ca

Count Name: 36 Street and 47 Avenue  
Site Code: 3647  
Start Date: 06/19/2023  
Page No: 8

### Turning Movement Peak Hour Data (4:00 PM)

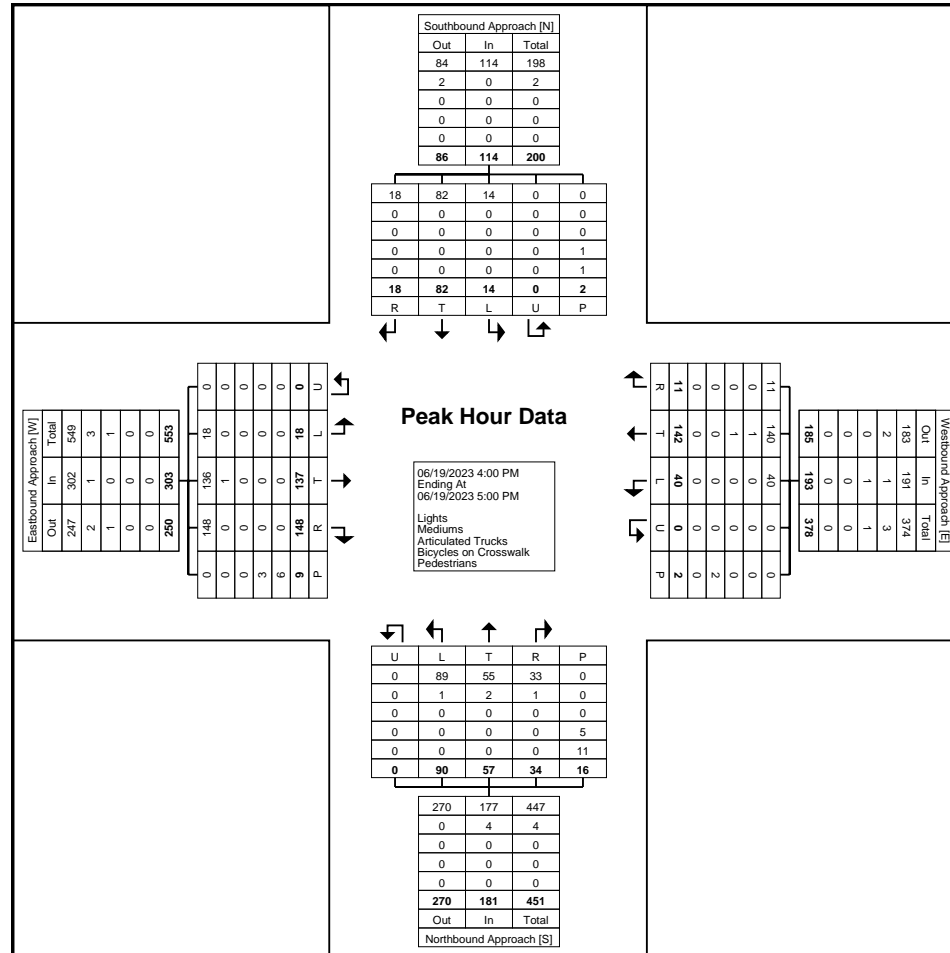
Start Time	Southbound Approach Southbound						Westbound Approach Westbound						Northbound Approach Northbound						Eastbound Approach Eastbound						Int. Total
	Right	Thru	Left	U-Turn	Peds	App. Total	Right	Thru	Left	U-Turn	Peds	App. Total	Right	Thru	Left	U-Turn	Peds	App. Total	Right	Thru	Left	U-Turn	Peds	App. Total	
4:00 PM	3	21	4	0	1	28	3	36	8	0	1	47	7	16	25	0	0	48	41	41	3	0	1	85	208
4:15 PM	7	17	1	0	1	25	4	30	11	0	0	45	8	13	25	0	6	46	30	26	8	0	4	64	180
4:30 PM	2	26	3	0	0	31	1	31	10	0	0	42	7	11	20	0	2	38	41	37	4	0	1	82	193
4:45 PM	6	18	6	0	0	30	3	45	11	0	1	59	12	17	20	0	8	49	36	33	3	0	3	72	210
<b>Total</b>	<b>18</b>	<b>82</b>	<b>14</b>	<b>0</b>	<b>2</b>	<b>114</b>	<b>11</b>	<b>142</b>	<b>40</b>	<b>0</b>	<b>2</b>	<b>193</b>	<b>34</b>	<b>57</b>	<b>90</b>	<b>0</b>	<b>16</b>	<b>181</b>	<b>148</b>	<b>137</b>	<b>18</b>	<b>0</b>	<b>9</b>	<b>303</b>	<b>791</b>
Approach %	15.8	71.9	12.3	0.0	-	-	5.7	73.6	20.7	0.0	-	-	18.8	31.5	49.7	0.0	-	-	48.8	45.2	5.9	0.0	-	-	-
Total %	2.3	10.4	1.8	0.0	-	14.4	1.4	18.0	5.1	0.0	-	24.4	4.3	7.2	11.4	0.0	-	22.9	18.7	17.3	2.3	0.0	-	38.3	-
PHF	0.643	0.788	0.583	0.000	-	0.919	0.688	0.789	0.909	0.000	-	0.818	0.708	0.838	0.900	0.000	-	0.923	0.902	0.835	0.563	0.000	-	0.891	0.942
Lights	18	82	14	0	-	114	11	140	40	0	-	191	33	55	89	0	-	177	148	136	18	0	-	302	784
% Lights	100.0	100.0	100.0	-	-	100.0	100.0	98.6	100.0	-	-	99.0	97.1	96.5	98.9	-	-	97.8	100.0	99.3	100.0	-	-	99.7	99.1
Mediums	0	0	0	0	-	0	0	1	0	0	-	1	1	2	1	0	-	4	0	1	0	0	-	1	6
% Mediums	0.0	0.0	0.0	-	-	0.0	0.0	0.7	0.0	-	-	0.5	2.9	3.5	1.1	-	-	2.2	0.0	0.7	0.0	-	-	0.3	0.8
Articulated Trucks	0	0	0	0	-	0	0	1	0	0	-	1	0	0	0	0	-	0	0	0	0	0	-	0	1
% Articulated Trucks	0.0	0.0	0.0	-	-	0.0	0.0	0.7	0.0	-	-	0.5	0.0	0.0	0.0	-	-	0.0	0.0	0.0	0.0	-	-	0.0	0.1
Bicycles on Crosswalk	-	-	-	-	1	-	-	-	-	-	2	-	-	-	-	-	5	-	-	-	-	-	3	-	-
% Bicycles on Crosswalk	-	-	-	-	50.0	-	-	-	-	-	100.0	-	-	-	-	-	31.3	-	-	-	-	-	33.3	-	-
Pedestrians	-	-	-	-	1	-	-	-	-	-	0	-	-	-	-	-	11	-	-	-	-	-	6	-	-
% Pedestrians	-	-	-	-	50.0	-	-	-	-	-	0.0	-	-	-	-	-	68.8	-	-	-	-	-	66.7	-	-



City of Lloydminster  
4420-50 Avenue

Lloydminster, Alberta, Canada T9V 0W2  
(780) 875-6184 waguinaldo@lloydminster.ca

Count Name: 36 Street and 47 Avenue  
Site Code: 3647  
Start Date: 06/19/2023  
Page No: 9



Turning Movement Peak Hour Data Plot (4:00 PM)



City of Lloydminster  
4420-50 Avenue

Lloydminster, Alberta, Canada T9V 0W2  
(780) 875-6184 waguinaldo@lloydminster.ca

Count Name: 36 Street and 49 Avenue  
Site Code: 3649  
Start Date: 06/28/2023  
Page No: 1

### Turning Movement Data

Start Time	Southbound Approach						Westbound Approach						Northbound Approach						Eastbound Approach						Int. Total
	Southbound						Westbound						Northbound						Eastbound						
	Right	Thru	Left	U-Turn	Peds	App. Total	Right	Thru	Left	U-Turn	Peds	App. Total	Right	Thru	Left	U-Turn	Peds	App. Total	Right	Thru	Left	U-Turn	Peds	App. Total	
7:00 AM	4	0	3	0	1	7	4	36	0	0	0	40	0	2	2	0	0	4	1	23	5	0	0	29	80
7:15 AM	2	1	1	0	1	4	4	33	2	0	0	39	2	2	2	0	0	6	1	28	3	0	2	32	81
7:30 AM	7	1	4	0	2	12	16	59	0	0	4	75	0	1	0	0	0	1	0	25	8	0	0	33	121
7:45 AM	14	1	4	0	1	19	20	75	0	0	1	95	1	0	2	0	0	3	0	41	12	0	1	53	170
Hourly Total	27	3	12	0	5	42	44	203	2	0	5	249	3	5	6	0	0	14	2	117	28	0	3	147	452
8:00 AM	6	1	11	0	0	18	14	61	2	0	1	77	2	0	1	0	6	3	1	38	15	0	3	54	152
8:15 AM	9	1	5	0	5	15	16	57	1	0	2	74	2	2	1	0	1	5	0	45	10	0	0	55	149
8:30 AM	21	0	6	0	1	27	14	56	2	0	2	72	5	4	2	0	0	11	1	38	14	0	0	53	163
8:45 AM	11	3	3	0	2	17	9	56	0	0	0	65	1	3	0	0	3	4	1	34	18	0	1	53	139
Hourly Total	47	5	25	0	8	77	53	230	5	0	5	288	10	9	4	0	10	23	3	155	57	0	4	215	603
*** BREAK ***	-	-	-	-	-	-	-	-	-	-	-	-	-	-	-	-	-	-	-	-	-	-	-	-	-
11:30 AM	24	1	14	0	0	39	3	51	0	0	0	54	3	1	1	0	4	5	2	47	10	0	0	59	157
11:45 AM	12	0	5	0	3	17	7	49	3	0	1	59	0	0	1	0	3	1	1	43	12	0	1	56	133
Hourly Total	36	1	19	0	3	56	10	100	3	0	1	113	3	1	2	0	7	6	3	90	22	0	1	115	290
12:00 PM	26	1	18	0	5	45	9	62	1	0	1	72	2	1	3	0	0	6	2	63	13	0	2	78	201
12:15 PM	13	2	12	0	2	27	6	45	2	0	1	53	4	3	1	0	2	8	2	66	13	0	2	81	169
12:30 PM	12	3	7	0	1	22	9	55	2	0	1	66	2	2	2	0	5	6	1	43	16	0	3	60	154
12:45 PM	20	0	9	0	1	29	14	66	1	0	0	81	0	1	3	0	0	4	0	46	26	0	2	72	186
Hourly Total	71	6	46	0	9	123	38	228	6	0	3	272	8	7	9	0	7	24	5	218	68	0	9	291	710
1:00 PM	28	1	8	0	0	37	7	57	1	0	0	65	1	2	2	0	1	5	2	44	15	0	1	61	168
1:15 PM	19	4	11	0	1	34	9	48	0	0	2	57	2	1	1	0	6	4	1	50	13	0	4	64	159
*** BREAK ***	-	-	-	-	-	-	-	-	-	-	-	-	-	-	-	-	-	-	-	-	-	-	-	-	-
Hourly Total	47	5	19	0	1	71	16	105	1	0	2	122	3	3	3	0	7	9	3	94	28	0	5	125	327
4:00 PM	19	0	14	0	1	33	7	59	2	0	1	68	1	1	2	0	2	4	6	87	18	0	0	111	216
4:15 PM	31	1	12	0	0	44	8	69	0	0	1	77	1	2	3	0	13	6	1	68	17	0	1	86	213
4:30 PM	27	1	20	0	0	48	13	66	1	0	0	80	11	2	3	0	0	16	3	64	18	0	1	85	229
4:45 PM	17	1	15	0	3	33	15	69	6	0	3	90	4	2	0	0	4	6	3	73	22	0	0	98	227
Hourly Total	94	3	61	0	4	158	43	263	9	0	5	315	17	7	8	0	19	32	13	292	75	0	2	380	885
5:00 PM	25	2	20	0	1	47	10	64	0	0	2	74	3	4	2	0	0	9	5	85	25	0	4	115	245
5:15 PM	32	2	33	0	2	67	11	61	5	0	1	77	2	3	2	0	0	7	6	78	22	0	1	106	257
5:30 PM	19	0	26	0	1	45	8	60	3	0	0	71	4	5	1	0	2	10	1	64	16	0	0	81	207
5:45 PM	21	1	28	0	1	50	13	79	0	0	4	92	4	0	0	0	2	4	3	83	12	0	0	98	244
Hourly Total	97	5	107	0	5	209	42	264	8	0	7	314	13	12	5	0	4	30	15	310	75	0	5	400	953
Grand Total	419	28	289	0	35	736	246	1393	34	0	28	1673	57	44	37	0	54	138	44	1276	353	0	29	1673	4220
Approach %	56.9	3.8	39.3	0.0	-	-	14.7	83.3	2.0	0.0	-	-	41.3	31.9	26.8	0.0	-	-	2.6	76.3	21.1	0.0	-	-	-

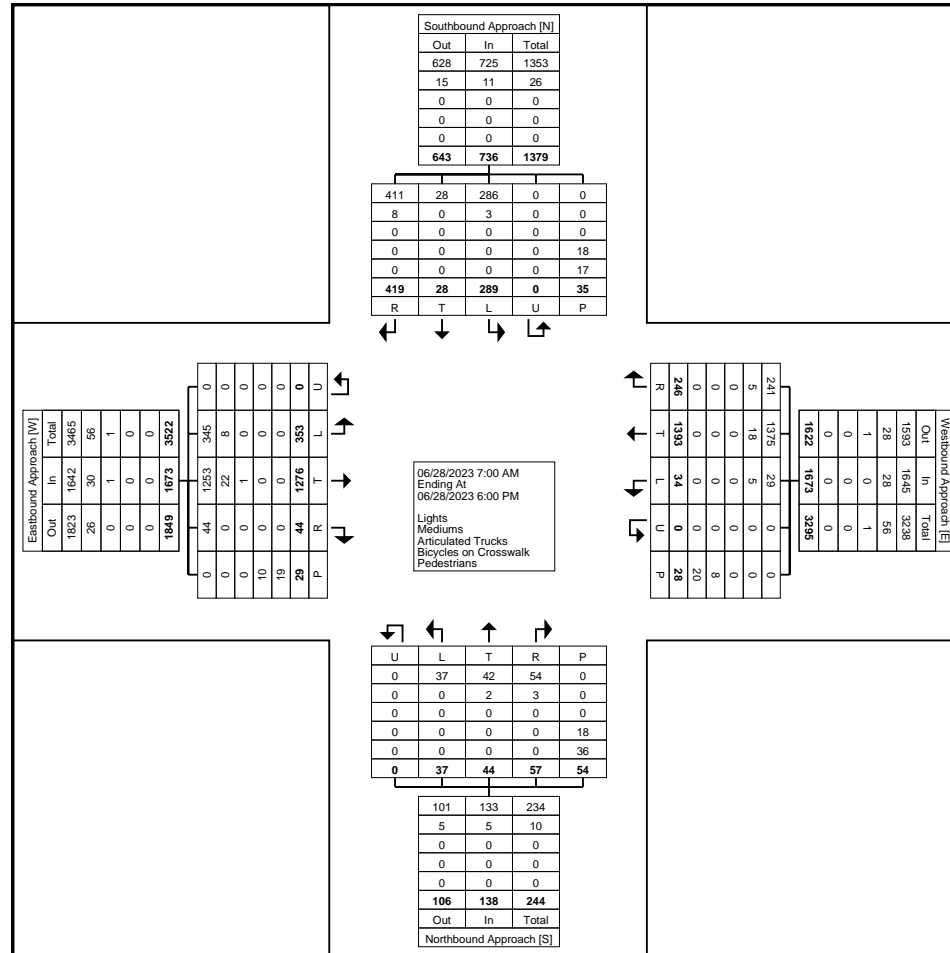
Total %	9.9	0.7	6.8	0.0	-	17.4	5.8	33.0	0.8	0.0	-	39.6	1.4	1.0	0.9	0.0	-	3.3	1.0	30.2	8.4	0.0	-	39.6	-
Lights	411	28	286	0	-	725	241	1375	29	0	-	1645	54	42	37	0	-	133	44	1253	345	0	-	1642	4145
% Lights	98.1	100.0	99.0	-	-	98.5	98.0	98.7	85.3	-	-	98.3	94.7	95.5	100.0	-	-	96.4	100.0	98.2	97.7	-	-	98.1	98.2
Mediums	8	0	3	0	-	11	5	18	5	0	-	28	3	2	0	0	-	5	0	22	8	0	-	30	74
% Mediums	1.9	0.0	1.0	-	-	1.5	2.0	1.3	14.7	-	-	1.7	5.3	4.5	0.0	-	-	3.6	0.0	1.7	2.3	-	-	1.8	1.8
Articulated Trucks	0	0	0	0	-	0	0	0	0	0	-	0	0	0	0	0	-	0	0	1	0	0	-	1	1
% Articulated Trucks	0.0	0.0	0.0	-	-	0.0	0.0	0.0	0.0	-	-	0.0	0.0	0.0	0.0	-	-	0.0	0.0	0.1	0.0	-	-	0.1	0.0
Bicycles on Crosswalk	-	-	-	-	18	-	-	-	-	-	8	-	-	-	-	-	18	-	-	-	-	-	10	-	-
% Bicycles on Crosswalk	-	-	-	-	51.4	-	-	-	-	-	28.6	-	-	-	-	-	33.3	-	-	-	-	-	34.5	-	-
Pedestrians	-	-	-	-	17	-	-	-	-	-	20	-	-	-	-	-	36	-	-	-	-	-	19	-	-
% Pedestrians	-	-	-	-	48.6	-	-	-	-	-	71.4	-	-	-	-	-	66.7	-	-	-	-	-	65.5	-	-



City of Lloydminster  
4420-50 Avenue

Lloydminster, Alberta, Canada T9V 0W2  
(780) 875-6184 waguinaldo@lloydminster.ca

Count Name: 36 Street and 49 Avenue  
Site Code: 3649  
Start Date: 06/28/2023  
Page No: 3



Turning Movement Data Plot



City of Lloydminster  
4420-50 Avenue

Lloydminster, Alberta, Canada T9V 0W2  
(780) 875-6184 waguinaldo@lloydminster.ca

Count Name: 36 Street and 49 Avenue  
Site Code: 3649  
Start Date: 06/28/2023  
Page No: 4

### Turning Movement Peak Hour Data (7:45 AM)

Start Time	Southbound Approach Southbound						Westbound Approach Westbound						Northbound Approach Northbound						Eastbound Approach Eastbound						Int. Total
	Right	Thru	Left	U-Turn	Peds	App. Total	Right	Thru	Left	U-Turn	Peds	App. Total	Right	Thru	Left	U-Turn	Peds	App. Total	Right	Thru	Left	U-Turn	Peds	App. Total	
7:45 AM	14	1	4	0	1	19	20	75	0	0	1	95	1	0	2	0	0	3	0	41	12	0	1	53	170
8:00 AM	6	1	11	0	0	18	14	61	2	0	1	77	2	0	1	0	6	3	1	38	15	0	3	54	152
8:15 AM	9	1	5	0	5	15	16	57	1	0	2	74	2	2	1	0	1	5	0	45	10	0	0	55	149
8:30 AM	21	0	6	0	1	27	14	56	2	0	2	72	5	4	2	0	0	11	1	38	14	0	0	53	163
Total	50	3	26	0	7	79	64	249	5	0	6	318	10	6	6	0	7	22	2	162	51	0	4	215	634
Approach %	63.3	3.8	32.9	0.0	-	-	20.1	78.3	1.6	0.0	-	-	45.5	27.3	27.3	0.0	-	-	0.9	75.3	23.7	0.0	-	-	-
Total %	7.9	0.5	4.1	0.0	-	12.5	10.1	39.3	0.8	0.0	-	50.2	1.6	0.9	0.9	0.0	-	3.5	0.3	25.6	8.0	0.0	-	33.9	-
PHF	0.595	0.750	0.591	0.000	-	0.731	0.800	0.830	0.625	0.000	-	0.837	0.500	0.375	0.750	0.000	-	0.500	0.500	0.900	0.850	0.000	-	0.977	0.932
Lights	47	3	25	0	-	75	60	240	5	0	-	305	10	6	6	0	-	22	2	156	51	0	-	209	611
% Lights	94.0	100.0	96.2	-	-	94.9	93.8	96.4	100.0	-	-	95.9	100.0	100.0	100.0	-	-	100.0	100.0	96.3	100.0	-	-	97.2	96.4
Mediums	3	0	1	0	-	4	4	9	0	0	-	13	0	0	0	0	-	0	0	6	0	0	-	6	23
% Mediums	6.0	0.0	3.8	-	-	5.1	6.3	3.6	0.0	-	-	4.1	0.0	0.0	0.0	-	-	0.0	0.0	3.7	0.0	-	-	2.8	3.6
Articulated Trucks	0	0	0	0	-	0	0	0	0	0	-	0	0	0	0	0	-	0	0	0	0	0	-	0	0
% Articulated Trucks	0.0	0.0	0.0	-	-	0.0	0.0	0.0	0.0	-	-	0.0	0.0	0.0	0.0	-	-	0.0	0.0	0.0	0.0	-	-	0.0	0.0
Bicycles on Crosswalk	-	-	-	-	4	-	-	-	-	-	1	-	-	-	-	-	2	-	-	-	-	-	1	-	-
% Bicycles on Crosswalk	-	-	-	-	57.1	-	-	-	-	-	16.7	-	-	-	-	-	28.6	-	-	-	-	-	25.0	-	-
Pedestrians	-	-	-	-	3	-	-	-	-	-	5	-	-	-	-	-	5	-	-	-	-	-	3	-	-
% Pedestrians	-	-	-	-	42.9	-	-	-	-	-	83.3	-	-	-	-	-	71.4	-	-	-	-	-	75.0	-	-

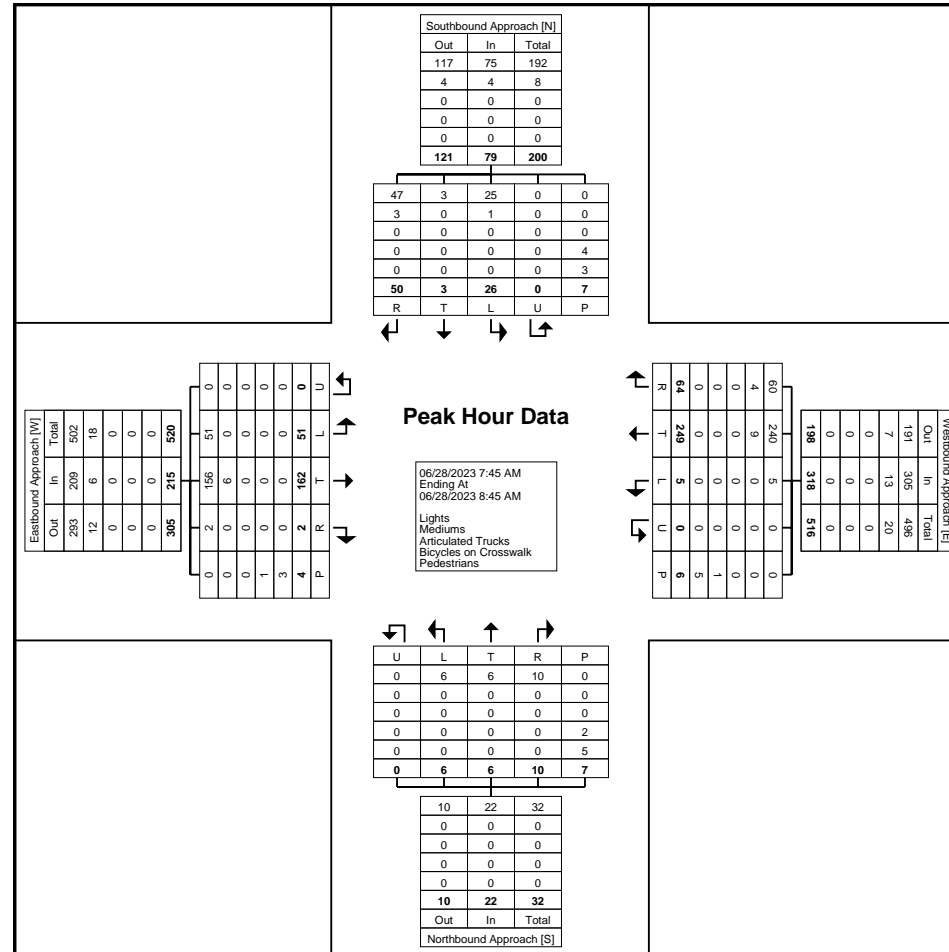




City of Lloydminster  
4420-50 Avenue

Lloydminster, Alberta, Canada T9V 0W2  
(780) 875-6184 waguinaldo@lloydminster.ca

Count Name: 36 Street and 49 Avenue  
Site Code: 3649  
Start Date: 06/28/2023  
Page No: 5



Turning Movement Peak Hour Data Plot (7:45 AM)



City of Lloydminster  
4420-50 Avenue

Lloydminster, Alberta, Canada T9V 0W2  
(780) 875-6184 waguinaldo@lloydminster.ca

Count Name: 36 Street and 49 Avenue  
Site Code: 3649  
Start Date: 06/28/2023  
Page No: 6

### Turning Movement Peak Hour Data (12:00 PM)

Start Time	Southbound Approach Southbound						Westbound Approach Westbound						Northbound Approach Northbound						Eastbound Approach Eastbound						Int. Total
	Right	Thru	Left	U-Turn	Peds	App. Total	Right	Thru	Left	U-Turn	Peds	App. Total	Right	Thru	Left	U-Turn	Peds	App. Total	Right	Thru	Left	U-Turn	Peds	App. Total	
12:00 PM	26	1	18	0	5	45	9	62	1	0	1	72	2	1	3	0	0	6	2	63	13	0	2	78	201
12:15 PM	13	2	12	0	2	27	6	45	2	0	1	53	4	3	1	0	2	8	2	66	13	0	2	81	169
12:30 PM	12	3	7	0	1	22	9	55	2	0	1	66	2	2	2	0	5	6	1	43	16	0	3	60	154
12:45 PM	20	0	9	0	1	29	14	66	1	0	0	81	0	1	3	0	0	4	0	46	26	0	2	72	186
Total	71	6	46	0	9	123	38	228	6	0	3	272	8	7	9	0	7	24	5	218	68	0	9	291	710
Approach %	57.7	4.9	37.4	0.0	-	-	14.0	83.8	2.2	0.0	-	-	33.3	29.2	37.5	0.0	-	-	1.7	74.9	23.4	0.0	-	-	-
Total %	10.0	0.8	6.5	0.0	-	17.3	5.4	32.1	0.8	0.0	-	38.3	1.1	1.0	1.3	0.0	-	3.4	0.7	30.7	9.6	0.0	-	41.0	-
PHF	0.683	0.500	0.639	0.000	-	0.683	0.679	0.864	0.750	0.000	-	0.840	0.500	0.583	0.750	0.000	-	0.750	0.625	0.826	0.654	0.000	-	0.898	0.883
Lights	68	6	46	0	-	120	37	227	4	0	-	268	7	6	9	0	-	22	5	210	66	0	-	281	691
% Lights	95.8	100.0	100.0	-	-	97.6	97.4	99.6	66.7	-	-	98.5	87.5	85.7	100.0	-	-	91.7	100.0	96.3	97.1	-	-	96.6	97.3
Mediums	3	0	0	0	-	3	1	1	2	0	-	4	1	1	0	0	-	2	0	8	2	0	-	10	19
% Mediums	4.2	0.0	0.0	-	-	2.4	2.6	0.4	33.3	-	-	1.5	12.5	14.3	0.0	-	-	8.3	0.0	3.7	2.9	-	-	3.4	2.7
Articulated Trucks	0	0	0	0	-	0	0	0	0	0	-	0	0	0	0	0	-	0	0	0	0	0	-	0	0
% Articulated Trucks	0.0	0.0	0.0	-	-	0.0	0.0	0.0	0.0	-	-	0.0	0.0	0.0	0.0	-	-	0.0	0.0	0.0	0.0	-	-	0.0	0.0
Bicycles on Crosswalk	-	-	-	-	4	-	-	-	-	-	2	-	-	-	-	-	1	-	-	-	-	-	3	-	-
% Bicycles on Crosswalk	-	-	-	-	44.4	-	-	-	-	-	66.7	-	-	-	-	-	14.3	-	-	-	-	-	33.3	-	-
Pedestrians	-	-	-	-	5	-	-	-	-	-	1	-	-	-	-	-	6	-	-	-	-	-	6	-	-
% Pedestrians	-	-	-	-	55.6	-	-	-	-	-	33.3	-	-	-	-	-	85.7	-	-	-	-	-	66.7	-	-





City of Lloydminster  
4420-50 Avenue

Lloydminster, Alberta, Canada T9V 0W2  
(780) 875-6184 waguinaldo@lloydminster.ca

Count Name: 36 Street and 49 Avenue  
Site Code: 3649  
Start Date: 06/28/2023  
Page No: 8

### Turning Movement Peak Hour Data (4:30 PM)

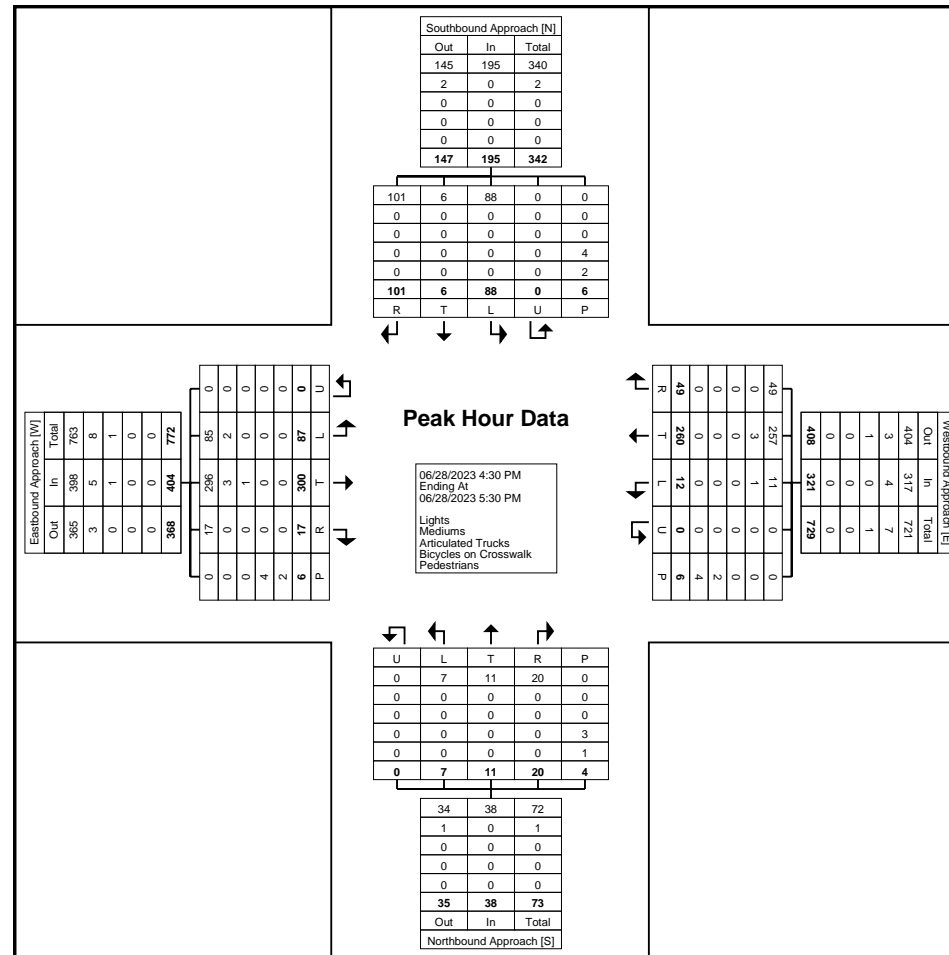
Start Time	Southbound Approach Southbound						Westbound Approach Westbound						Northbound Approach Northbound						Eastbound Approach Eastbound						Int. Total
	Right	Thru	Left	U-Turn	Peds	App. Total	Right	Thru	Left	U-Turn	Peds	App. Total	Right	Thru	Left	U-Turn	Peds	App. Total	Right	Thru	Left	U-Turn	Peds	App. Total	
4:30 PM	27	1	20	0	0	48	13	66	1	0	0	80	11	2	3	0	0	16	3	64	18	0	1	85	229
4:45 PM	17	1	15	0	3	33	15	69	6	0	3	90	4	2	0	0	4	6	3	73	22	0	0	98	227
5:00 PM	25	2	20	0	1	47	10	64	0	0	2	74	3	4	2	0	0	9	5	85	25	0	4	115	245
5:15 PM	32	2	33	0	2	67	11	61	5	0	1	77	2	3	2	0	0	7	6	78	22	0	1	106	257
Total	101	6	88	0	6	195	49	260	12	0	6	321	20	11	7	0	4	38	17	300	87	0	6	404	958
Approach %	51.8	3.1	45.1	0.0	-	-	15.3	81.0	3.7	0.0	-	-	52.6	28.9	18.4	0.0	-	-	4.2	74.3	21.5	0.0	-	-	-
Total %	10.5	0.6	9.2	0.0	-	20.4	5.1	27.1	1.3	0.0	-	33.5	2.1	1.1	0.7	0.0	-	4.0	1.8	31.3	9.1	0.0	-	42.2	-
PHF	0.789	0.750	0.667	0.000	-	0.728	0.817	0.942	0.500	0.000	-	0.892	0.455	0.688	0.583	0.000	-	0.594	0.708	0.882	0.870	0.000	-	0.878	0.932
Lights	101	6	88	0	-	195	49	257	11	0	-	317	20	11	7	0	-	38	17	296	85	0	-	398	948
% Lights	100.0	100.0	100.0	-	-	100.0	100.0	98.8	91.7	-	-	98.8	100.0	100.0	100.0	-	-	100.0	100.0	98.7	97.7	-	-	98.5	99.0
Mediums	0	0	0	0	0	0	0	3	1	0	-	4	0	0	0	0	0	0	0	3	2	0	-	5	9
% Mediums	0.0	0.0	0.0	-	-	0.0	0.0	1.2	8.3	-	-	1.2	0.0	0.0	0.0	-	-	0.0	0.0	1.0	2.3	-	-	1.2	0.9
Articulated Trucks	0	0	0	0	-	0	0	0	0	0	-	0	0	0	0	0	-	0	0	1	0	0	-	1	1
% Articulated Trucks	0.0	0.0	0.0	-	-	0.0	0.0	0.0	0.0	-	-	0.0	0.0	0.0	0.0	-	-	0.0	0.0	0.3	0.0	-	-	0.2	0.1
Bicycles on Crosswalk	-	-	-	-	4	-	-	-	-	-	2	-	-	-	-	-	3	-	-	-	-	-	4	-	-
% Bicycles on Crosswalk	-	-	-	-	66.7	-	-	-	-	-	33.3	-	-	-	-	-	75.0	-	-	-	-	-	66.7	-	-
Pedestrians	-	-	-	-	2	-	-	-	-	-	4	-	-	-	-	-	1	-	-	-	-	-	2	-	-
% Pedestrians	-	-	-	-	33.3	-	-	-	-	-	66.7	-	-	-	-	-	25.0	-	-	-	-	-	33.3	-	-



City of Lloydminster  
4420-50 Avenue

Lloydminster, Alberta, Canada T9V 0W2  
(780) 875-6184 waguinaldo@lloydminster.ca

Count Name: 36 Street and 49 Avenue  
Site Code: 3649  
Start Date: 06/28/2023  
Page No: 9



Turning Movement Peak Hour Data Plot (4:30 PM)



City of Lloydminster  
4420-50 Avenue

Lloydminster, Alberta, Canada T9V 0W2  
(780) 875-6184 waguinaldo@lloydminster.ca

Count Name: 36 Street and 52 Avenue  
Site Code: 3652  
Start Date: 05/31/2023  
Page No: 1

### Turning Movement Data

Start Time	Southbound Approach Southbound						Westbound Approach Westbound						Northbound Approach Northbound						Eastbound Approach Eastbound						Int. Total
	Right	Thru	Left	U-Turn	Peds	App. Total	Right	Thru	Left	U-Turn	Peds	App. Total	Right	Thru	Left	U-Turn	Peds	App. Total	Right	Thru	Left	U-Turn	Peds	App. Total	
7:00 AM	4	3	3	0	0	10	2	15	1	0	0	18	8	7	6	0	0	21	2	19	1	0	1	22	71
7:15 AM	1	5	3	0	1	9	8	24	4	0	3	36	13	11	11	0	0	35	0	25	4	0	2	29	109
7:30 AM	6	3	2	0	0	11	8	44	10	0	5	62	10	28	14	0	0	52	3	28	5	0	0	36	161
7:45 AM	3	15	11	0	4	29	17	63	12	0	4	92	12	33	21	0	0	66	9	55	18	0	1	82	269
Hourly Total	14	26	19	0	5	59	35	146	27	0	12	208	43	79	52	0	0	174	14	127	28	0	4	169	610
8:00 AM	8	11	6	0	2	25	13	33	17	0	1	63	19	29	6	0	0	54	5	68	17	0	8	90	232
8:15 AM	10	11	16	0	5	37	9	27	20	0	3	56	18	41	15	0	0	74	4	53	17	0	0	74	241
8:30 AM	16	15	10	0	3	41	20	60	7	0	1	87	17	31	12	0	1	60	5	53	17	0	2	75	263
8:45 AM	8	15	18	0	3	41	16	45	4	0	6	65	19	39	10	0	0	68	3	57	11	0	2	71	245
Hourly Total	42	52	50	0	13	144	58	165	48	0	11	271	73	140	43	0	1	256	17	231	62	0	12	310	981
*** BREAK ***	-	-	-	-	-	-	-	-	-	-	-	-	-	-	-	-	-	-	-	-	-	-	-	-	-
11:30 AM	8	12	10	0	1	30	9	48	18	0	1	75	7	18	5	0	0	30	3	53	18	0	1	74	209
11:45 AM	11	26	8	0	0	45	10	45	13	0	1	68	8	26	10	0	0	44	8	50	7	0	0	65	222
Hourly Total	19	38	18	0	1	75	19	93	31	0	2	143	15	44	15	0	0	74	11	103	25	0	1	139	431
12:00 PM	13	21	8	0	0	42	18	73	22	0	0	113	14	21	8	0	0	43	10	47	13	0	1	70	268
12:15 PM	11	17	6	0	3	34	14	64	19	0	2	97	17	17	9	0	0	43	13	47	11	0	0	71	245
12:30 PM	10	17	14	0	0	41	4	40	15	0	1	59	15	27	11	0	0	53	8	48	10	0	2	66	219
12:45 PM	16	20	14	0	11	50	9	58	19	0	3	86	16	24	9	0	0	49	3	61	18	0	5	82	267
Hourly Total	50	75	42	0	14	167	45	235	75	0	6	355	62	89	37	0	0	188	34	203	52	0	8	289	999
1:00 PM	10	21	6	0	2	37	13	40	18	0	9	71	20	22	14	0	0	56	2	45	8	0	2	55	219
1:15 PM	7	11	3	0	1	21	9	40	16	0	1	65	19	27	3	0	0	49	3	42	15	0	1	60	195
*** BREAK ***	-	-	-	-	-	-	-	-	-	-	-	-	-	-	-	-	-	-	-	-	-	-	-	-	-
Hourly Total	17	32	9	0	3	58	22	80	34	0	10	136	39	49	17	0	0	105	5	87	23	0	3	115	414
4:00 PM	16	28	20	0	10	64	14	65	20	0	0	99	13	31	7	0	0	51	6	62	5	0	0	73	287
4:15 PM	15	29	15	0	5	59	17	64	17	0	2	98	13	24	6	0	0	43	11	55	10	0	1	76	276
4:30 PM	18	42	10	0	1	70	12	79	30	0	1	121	14	19	8	0	0	41	7	57	9	0	0	73	305
4:45 PM	15	24	13	0	1	52	18	81	24	0	1	123	15	19	14	0	0	48	12	79	22	0	2	113	336
Hourly Total	64	123	58	0	17	245	61	289	91	0	4	441	55	93	35	0	0	183	36	253	46	0	3	335	1204
5:00 PM	17	40	17	0	0	74	23	66	19	0	2	108	20	24	9	0	0	53	12	63	17	0	0	92	327
5:15 PM	19	44	19	0	0	82	16	66	24	0	1	106	25	28	8	0	0	61	19	73	14	0	0	106	355
5:30 PM	11	27	8	0	6	46	10	65	34	0	2	109	23	21	8	0	1	52	12	67	20	0	0	99	306
5:45 PM	16	28	11	0	2	55	8	73	21	0	1	102	19	28	6	0	1	53	12	71	9	0	1	92	302
Hourly Total	63	139	55	0	8	257	57	270	98	0	6	425	87	101	31	0	2	219	55	274	60	0	1	389	1290
Grand Total	269	485	251	0	61	1005	297	1278	404	0	51	1979	374	595	230	0	3	1199	172	1278	296	0	32	1746	5929
Approach %	26.8	48.3	25.0	0.0	-	-	15.0	64.6	20.4	0.0	-	-	31.2	49.6	19.2	0.0	-	-	9.9	73.2	17.0	0.0	-	-	-

Total %	4.5	8.2	4.2	0.0	-	17.0	5.0	21.6	6.8	0.0	-	33.4	6.3	10.0	3.9	0.0	-	20.2	2.9	21.6	5.0	0.0	-	29.4	-
Lights	266	482	241	0	-	989	297	1255	401	0	-	1953	370	585	227	0	-	1182	170	1264	292	0	-	1726	5850
% Lights	98.9	99.4	96.0	-	-	98.4	100.0	98.2	99.3	-	-	98.7	98.9	98.3	98.7	-	-	98.6	98.8	98.9	98.6	-	-	98.9	98.7
Mediums	3	3	9	0	-	15	0	23	3	0	-	26	4	10	3	0	-	17	2	14	4	0	-	20	78
% Mediums	1.1	0.6	3.6	-	-	1.5	0.0	1.8	0.7	-	-	1.3	1.1	1.7	1.3	-	-	1.4	1.2	1.1	1.4	-	-	1.1	1.3
Articulated Trucks	0	0	1	0	-	1	0	0	0	0	-	0	0	0	0	0	-	0	0	0	0	0	-	0	1
% Articulated Trucks	0.0	0.0	0.4	-	-	0.1	0.0	0.0	0.0	-	-	0.0	0.0	0.0	0.0	-	-	0.0	0.0	0.0	0.0	-	-	0.0	0.0
Bicycles on Crosswalk	-	-	-	-	31	-	-	-	-	-	12	-	-	-	-	-	2	-	-	-	-	-	7	-	-
% Bicycles on Crosswalk	-	-	-	-	50.8	-	-	-	-	-	23.5	-	-	-	-	-	66.7	-	-	-	-	-	21.9	-	-
Pedestrians	-	-	-	-	30	-	-	-	-	-	39	-	-	-	-	-	1	-	-	-	-	-	25	-	-
% Pedestrians	-	-	-	-	49.2	-	-	-	-	-	76.5	-	-	-	-	-	33.3	-	-	-	-	-	78.1	-	-







City of Lloydminster  
4420-50 Avenue

Lloydminster, Alberta, Canada T9V 0W2  
(780) 875-6184 waguinaldo@lloydminster.ca

Count Name: 36 Street and 52 Avenue  
Site Code: 3652  
Start Date: 05/31/2023  
Page No: 4

### Turning Movement Peak Hour Data (7:45 AM)

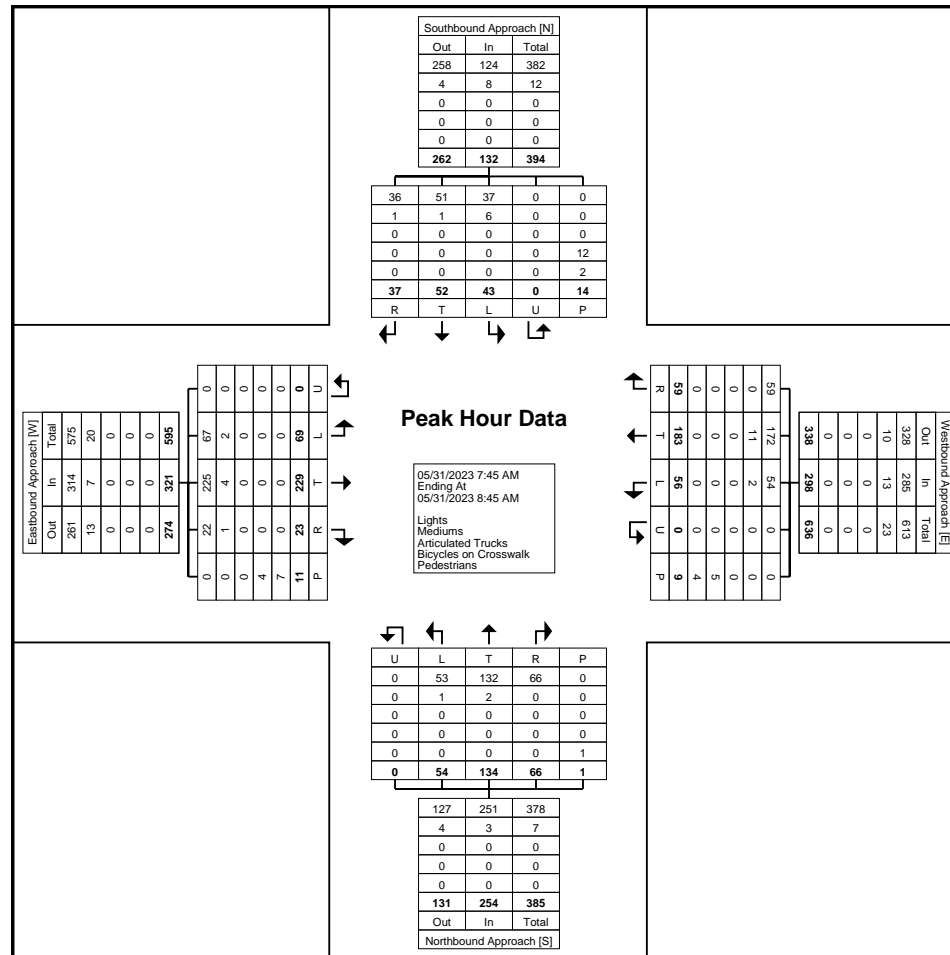
Start Time	Southbound Approach Southbound						Westbound Approach Westbound						Northbound Approach Northbound						Eastbound Approach Eastbound						Int. Total
	Right	Thru	Left	U-Turn	Peds	App. Total	Right	Thru	Left	U-Turn	Peds	App. Total	Right	Thru	Left	U-Turn	Peds	App. Total	Right	Thru	Left	U-Turn	Peds	App. Total	
7:45 AM	3	15	11	0	4	29	17	63	12	0	4	92	12	33	21	0	0	66	9	55	18	0	1	82	269
8:00 AM	8	11	6	0	2	25	13	33	17	0	1	63	19	29	6	0	0	54	5	68	17	0	8	90	232
8:15 AM	10	11	16	0	5	37	9	27	20	0	3	56	18	41	15	0	0	74	4	53	17	0	0	74	241
8:30 AM	16	15	10	0	3	41	20	60	7	0	1	87	17	31	12	0	1	60	5	53	17	0	2	75	263
Total	37	52	43	0	14	132	59	183	56	0	9	298	66	134	54	0	1	254	23	229	69	0	11	321	1005
Approach %	28.0	39.4	32.6	0.0	-	-	19.8	61.4	18.8	0.0	-	-	26.0	52.8	21.3	0.0	-	-	7.2	71.3	21.5	0.0	-	-	-
Total %	3.7	5.2	4.3	0.0	-	13.1	5.9	18.2	5.6	0.0	-	29.7	6.6	13.3	5.4	0.0	-	25.3	2.3	22.8	6.9	0.0	-	31.9	-
PHF	0.578	0.867	0.672	0.000	-	0.805	0.738	0.726	0.700	0.000	-	0.810	0.868	0.817	0.643	0.000	-	0.858	0.639	0.842	0.958	0.000	-	0.892	0.934
Lights	36	51	37	0	-	124	59	172	54	0	-	285	66	132	53	0	-	251	22	225	67	0	-	314	974
% Lights	97.3	98.1	86.0	-	-	93.9	100.0	94.0	96.4	-	-	95.6	100.0	98.5	98.1	-	-	98.8	95.7	98.3	97.1	-	-	97.8	96.9
Mediums	1	1	6	0	-	8	0	11	2	0	-	13	0	2	1	0	-	3	1	4	2	0	-	7	31
% Mediums	2.7	1.9	14.0	-	-	6.1	0.0	6.0	3.6	-	-	4.4	0.0	1.5	1.9	-	-	1.2	4.3	1.7	2.9	-	-	2.2	3.1
Articulated Trucks	0	0	0	0	-	0	0	0	0	0	-	0	0	0	0	0	-	0	0	0	0	0	-	0	0
% Articulated Trucks	0.0	0.0	0.0	-	-	0.0	0.0	0.0	0.0	-	-	0.0	0.0	0.0	0.0	-	-	0.0	0.0	0.0	0.0	-	-	0.0	0.0
Bicycles on Crosswalk	-	-	-	-	12	-	-	-	-	-	5	-	-	-	-	-	0	-	-	-	-	-	4	-	-
% Bicycles on Crosswalk	-	-	-	-	85.7	-	-	-	-	-	55.6	-	-	-	-	-	0.0	-	-	-	-	-	36.4	-	-
Pedestrians	-	-	-	-	2	-	-	-	-	-	4	-	-	-	-	-	1	-	-	-	-	-	7	-	-
% Pedestrians	-	-	-	-	14.3	-	-	-	-	-	44.4	-	-	-	-	-	100.0	-	-	-	-	-	63.6	-	-



City of Lloydminster  
4420-50 Avenue

Lloydminster, Alberta, Canada T9V 0W2  
(780) 875-6184 waguinaldo@lloydminster.ca

Count Name: 36 Street and 52 Avenue  
Site Code: 3652  
Start Date: 05/31/2023  
Page No: 5



Turning Movement Peak Hour Data Plot (7:45 AM)



City of Lloydminster  
4420-50 Avenue

Lloydminster, Alberta, Canada T9V 0W2  
(780) 875-6184 waguinaldo@lloydminster.ca

Count Name: 36 Street and 52 Avenue  
Site Code: 3652  
Start Date: 05/31/2023  
Page No: 6

### Turning Movement Peak Hour Data (12:00 PM)

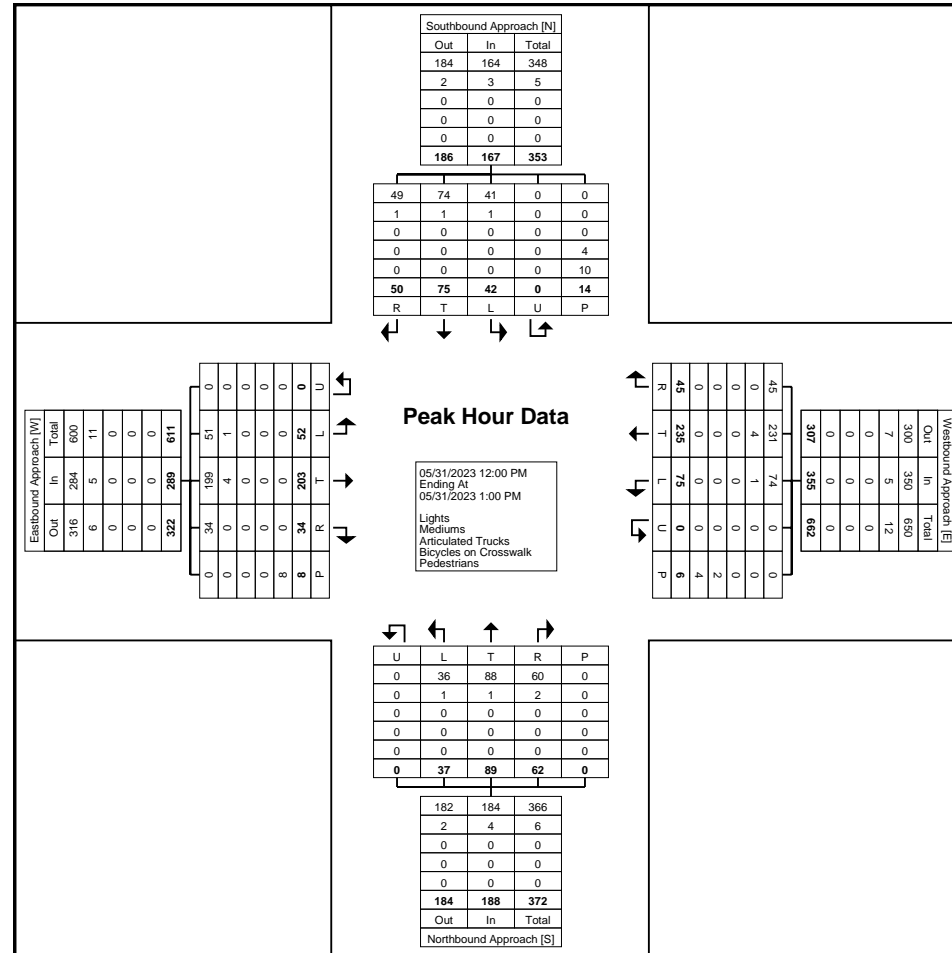
Start Time	Southbound Approach Southbound						Westbound Approach Westbound						Northbound Approach Northbound						Eastbound Approach Eastbound						Int. Total	
	Right	Thru	Left	U-Turn	Peds	App. Total	Right	Thru	Left	U-Turn	Peds	App. Total	Right	Thru	Left	U-Turn	Peds	App. Total	Right	Thru	Left	U-Turn	Peds	App. Total		
12:00 PM	13	21	8	0	0	42	18	73	22	0	0	113	14	21	8	0	0	43	10	47	13	0	1	70	268	
12:15 PM	11	17	6	0	3	34	14	64	19	0	2	97	17	17	9	0	0	43	13	47	11	0	0	71	245	
12:30 PM	10	17	14	0	0	41	4	40	15	0	1	59	15	27	11	0	0	53	8	48	10	0	2	66	219	
12:45 PM	16	20	14	0	11	50	9	58	19	0	3	86	16	24	9	0	0	49	3	61	18	0	5	82	267	
Total	50	75	42	0	14	167	45	235	75	0	6	355	62	89	37	0	0	188	34	203	52	0	8	289	999	
Approach %	29.9	44.9	25.1	0.0	-	-	12.7	66.2	21.1	0.0	-	-	33.0	47.3	19.7	0.0	-	-	11.8	70.2	18.0	0.0	-	-	-	
Total %	5.0	7.5	4.2	0.0	-	16.7	4.5	23.5	7.5	0.0	-	35.5	6.2	8.9	3.7	0.0	-	18.8	3.4	20.3	5.2	0.0	-	28.9	-	
PHF	0.781	0.893	0.750	0.000	-	0.835	0.625	0.805	0.852	0.000	-	0.785	0.912	0.824	0.841	0.000	-	0.887	0.654	0.832	0.722	0.000	-	0.881	0.932	
Lights	49	74	41	0	-	164	45	231	74	0	-	350	60	88	36	0	-	184	34	199	51	0	-	284	982	
% Lights	98.0	98.7	97.6	-	-	98.2	100.0	98.3	98.7	-	-	98.6	96.8	98.9	97.3	-	-	97.9	100.0	98.0	98.1	-	-	-	98.3	98.3
Mediums	1	1	1	0	-	3	0	4	1	0	-	5	2	1	1	0	-	4	0	4	1	0	-	5	17	
% Mediums	2.0	1.3	2.4	-	-	1.8	0.0	1.7	1.3	-	-	1.4	3.2	1.1	2.7	-	-	2.1	0.0	2.0	1.9	-	-	1.7	1.7	
Articulated Trucks	0	0	0	0	-	0	0	0	0	0	-	0	0	0	0	0	-	0	0	0	0	0	-	0	0	
% Articulated Trucks	0.0	0.0	0.0	-	-	0.0	0.0	0.0	0.0	-	-	0.0	0.0	0.0	0.0	-	-	0.0	0.0	0.0	0.0	-	-	0.0	0.0	
Bicycles on Crosswalk	-	-	-	-	4	-	-	-	-	-	2	-	-	-	-	-	0	-	-	-	-	-	0	-	-	
% Bicycles on Crosswalk	-	-	-	-	28.6	-	-	-	-	-	33.3	-	-	-	-	-	-	-	-	-	-	-	0.0	-	-	
Pedestrians	-	-	-	-	10	-	-	-	-	-	4	-	-	-	-	-	0	-	-	-	-	-	8	-	-	
% Pedestrians	-	-	-	-	71.4	-	-	-	-	-	66.7	-	-	-	-	-	-	-	-	-	-	-	100.0	-	-	



City of Lloydminster  
4420-50 Avenue

Lloydminster, Alberta, Canada T9V 0W2  
(780) 875-6184 waguinaldo@lloydminster.ca

Count Name: 36 Street and 52 Avenue  
Site Code: 3652  
Start Date: 05/31/2023  
Page No: 7



Turning Movement Peak Hour Data Plot (12:00 PM)



City of Lloydminster  
4420-50 Avenue

Lloydminster, Alberta, Canada T9V 0W2  
(780) 875-6184 waguinaldo@lloydminster.ca

Count Name: 36 Street and 52 Avenue  
Site Code: 3652  
Start Date: 05/31/2023  
Page No: 8

### Turning Movement Peak Hour Data (4:45 PM)

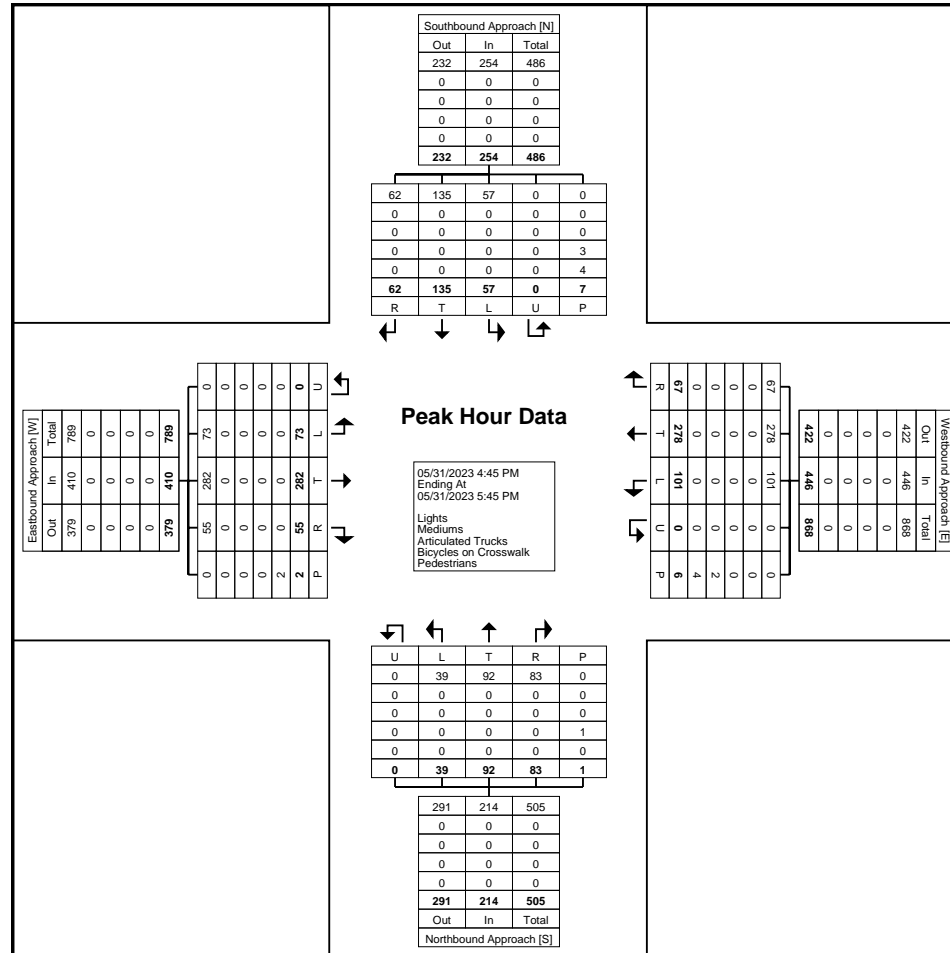
Start Time	Southbound Approach Southbound						Westbound Approach Westbound						Northbound Approach Northbound						Eastbound Approach Eastbound						Int. Total	
	Right	Thru	Left	U-Turn	Peds	App. Total	Right	Thru	Left	U-Turn	Peds	App. Total	Right	Thru	Left	U-Turn	Peds	App. Total	Right	Thru	Left	U-Turn	Peds	App. Total		
4:45 PM	15	24	13	0	1	52	18	81	24	0	1	123	15	19	14	0	0	48	12	79	22	0	2	113	336	
5:00 PM	17	40	17	0	0	74	23	66	19	0	2	108	20	24	9	0	0	53	12	63	17	0	0	92	327	
5:15 PM	19	44	19	0	0	82	16	66	24	0	1	106	25	28	8	0	0	61	19	73	14	0	0	106	355	
5:30 PM	11	27	8	0	6	46	10	65	34	0	2	109	23	21	8	0	1	52	12	67	20	0	0	99	306	
Total	62	135	57	0	7	254	67	278	101	0	6	446	83	92	39	0	1	214	55	282	73	0	2	410	1324	
Approach %	24.4	53.1	22.4	0.0	-	-	15.0	62.3	22.6	0.0	-	-	38.8	43.0	18.2	0.0	-	-	13.4	68.8	17.8	0.0	-	-	-	
Total %	4.7	10.2	4.3	0.0	-	19.2	5.1	21.0	7.6	0.0	-	33.7	6.3	6.9	2.9	0.0	-	16.2	4.2	21.3	5.5	0.0	-	31.0	-	
PHF	0.816	0.767	0.750	0.000	-	0.774	0.728	0.858	0.743	0.000	-	0.907	0.830	0.821	0.696	0.000	-	0.877	0.724	0.892	0.830	0.000	-	0.907	0.932	
Lights	62	135	57	0	-	254	67	278	101	0	-	446	83	92	39	0	-	214	55	282	73	0	-	410	1324	
% Lights	100.0	100.0	100.0	-	-	100.0	100.0	100.0	100.0	-	-	100.0	100.0	100.0	100.0	-	-	100.0	100.0	100.0	100.0	-	-	100.0	100.0	
Mediums	0	0	0	0	0	0	0	0	0	0	0	0	0	0	0	0	0	0	0	0	0	0	0	0	0	0
% Mediums	0.0	0.0	0.0	-	-	0.0	0.0	0.0	0.0	-	-	0.0	0.0	0.0	0.0	-	-	0.0	0.0	0.0	0.0	-	-	0.0	0.0	
Articulated Trucks	0	0	0	0	-	0	0	0	0	0	-	0	0	0	0	0	-	0	0	0	0	0	-	0	0	
% Articulated Trucks	0.0	0.0	0.0	-	-	0.0	0.0	0.0	0.0	-	-	0.0	0.0	0.0	0.0	-	-	0.0	0.0	0.0	0.0	-	-	0.0	0.0	
Bicycles on Crosswalk	-	-	-	-	3	-	-	-	-	-	2	-	-	-	-	-	1	-	-	-	-	-	0	-	-	
% Bicycles on Crosswalk	-	-	-	-	42.9	-	-	-	-	-	33.3	-	-	-	-	-	100.0	-	-	-	-	-	0.0	-	-	
Pedestrians	-	-	-	-	4	-	-	-	-	-	4	-	-	-	-	-	0	-	-	-	-	-	2	-	-	
% Pedestrians	-	-	-	-	57.1	-	-	-	-	-	66.7	-	-	-	-	-	0.0	-	-	-	-	-	100.0	-	-	



City of Lloydminster  
4420-50 Avenue

Lloydminster, Alberta, Canada T9V 0W2  
(780) 875-6184 waguinaldo@lloydminster.ca

Count Name: 36 Street and 52 Avenue  
Site Code: 3652  
Start Date: 05/31/2023  
Page No: 9



Turning Movement Peak Hour Data Plot (4:45 PM)



City of Lloydminster  
4420-50 Avenue

Lloydminster, Alberta, Canada T9V 0W2  
(780) 875-6184 waguinaldo@lloydminster.ca

Count Name: 36 Street and 59 Avenue  
Site Code: 3659  
Start Date: 05/25/2023  
Page No: 1

### Turning Movement Data

Start Time	Southbound Approach Southbound						Westbound Approach Westbound						Northbound Approach Northbound						Eastbound Approach Eastbound						Int. Total
	Right	Thru	Left	U-Turn	Peds	App. Total	Right	Thru	Left	U-Turn	Peds	App. Total	Right	Thru	Left	U-Turn	Peds	App. Total	Right	Thru	Left	U-Turn	Peds	App. Total	
7:00 AM	3	29	8	0	0	40	34	13	2	0	0	49	5	65	8	0	0	78	11	16	10	0	1	37	204
7:15 AM	3	16	8	0	0	27	33	8	6	0	0	47	11	71	14	0	3	96	14	23	9	0	0	46	216
7:30 AM	1	39	16	0	0	56	55	25	7	0	0	87	12	111	18	0	0	141	28	31	11	0	0	70	354
7:45 AM	8	38	21	0	0	67	70	38	16	0	1	124	26	161	43	0	6	230	37	75	31	0	0	143	564
Hourly Total	15	122	53	0	0	190	192	84	31	0	1	307	54	408	83	0	9	545	90	145	61	0	1	296	1338
8:00 AM	12	42	15	0	0	69	51	30	11	0	1	92	24	127	38	0	5	189	34	65	31	0	0	130	480
8:15 AM	10	62	16	0	5	88	37	44	15	0	1	96	35	61	47	0	7	143	44	76	13	0	0	133	460
8:30 AM	18	35	22	0	2	75	24	70	13	0	0	107	52	56	69	0	3	177	25	59	11	0	0	95	454
8:45 AM	11	52	18	0	1	81	38	62	12	0	0	112	31	61	63	0	4	155	39	48	22	0	0	109	457
Hourly Total	51	191	71	0	8	313	150	206	51	0	2	407	142	305	217	0	19	664	142	248	77	0	0	467	1851
*** BREAK ***	-	-	-	-	-	-	-	-	-	-	-	-	-	-	-	-	-	-	-	-	-	-	-	-	-
11:30 AM	13	58	23	0	0	94	21	42	15	0	0	78	17	54	28	0	1	99	40	34	6	0	0	80	351
11:45 AM	15	69	25	0	0	109	27	42	20	0	0	89	13	67	30	0	0	110	21	33	7	0	0	61	369
Hourly Total	28	127	48	0	0	203	48	84	35	0	0	167	30	121	58	0	1	209	61	67	13	0	0	141	720
12:00 PM	23	100	47	0	0	170	29	48	17	0	0	94	20	49	21	0	0	90	17	30	9	0	0	56	410
12:15 PM	14	50	37	0	2	101	27	45	16	0	0	88	18	59	45	0	1	122	24	26	6	0	0	56	367
12:30 PM	10	61	28	0	1	99	28	42	43	0	0	113	18	48	26	0	2	92	27	33	12	0	0	72	376
12:45 PM	4	71	29	0	3	104	42	45	16	0	0	103	23	83	28	0	3	134	25	47	23	0	0	95	436
Hourly Total	51	282	141	0	6	474	126	180	92	0	0	398	79	239	120	0	6	438	93	136	50	0	0	279	1589
1:00 PM	15	44	24	0	3	83	33	30	13	0	0	76	19	70	29	0	1	118	18	47	18	0	0	83	360
1:15 PM	11	64	23	0	0	98	30	35	16	0	1	81	26	55	23	0	3	104	16	38	11	0	0	65	348
*** BREAK ***	-	-	-	-	-	-	-	-	-	-	-	-	-	-	-	-	-	-	-	-	-	-	-	-	-
Hourly Total	26	108	47	0	3	181	63	65	29	0	1	157	45	125	52	0	4	222	34	85	29	0	0	148	708
4:00 PM	20	119	25	0	2	164	19	57	20	0	1	96	10	58	39	0	5	107	49	49	10	0	0	108	475
4:15 PM	17	92	39	0	3	148	18	61	24	0	1	103	19	64	37	0	5	120	59	59	10	0	0	128	499
4:30 PM	19	89	31	0	1	139	27	57	22	0	0	106	21	60	39	0	7	120	51	58	10	0	0	119	484
4:45 PM	36	107	49	0	0	192	27	69	32	0	3	128	19	50	34	0	1	103	42	57	14	0	0	113	536
Hourly Total	92	407	144	0	6	643	91	244	98	0	5	433	69	232	149	0	18	450	201	223	44	0	0	468	1994
5:00 PM	32	121	49	0	0	202	28	59	32	0	0	119	19	58	48	0	7	125	48	45	4	0	0	97	543
5:15 PM	43	139	55	0	0	237	24	62	32	0	0	118	12	76	46	0	2	134	63	73	18	0	0	154	643
5:30 PM	26	110	36	0	1	172	19	46	17	0	0	82	16	45	42	0	6	103	43	60	15	0	0	118	475
5:45 PM	14	79	40	0	10	133	19	51	27	0	7	97	22	71	35	0	0	128	33	64	15	0	0	112	470
Hourly Total	115	449	180	0	11	744	90	218	108	0	7	416	69	250	171	0	15	490	187	242	52	0	0	481	2131
Grand Total	378	1686	684	0	34	2748	760	1081	444	0	16	2285	488	1680	850	0	72	3018	808	1146	326	0	1	2280	10331
Approach %	13.8	61.4	24.9	0.0	-	-	33.3	47.3	19.4	0.0	-	-	16.2	55.7	28.2	0.0	-	-	35.4	50.3	14.3	0.0	-	-	-

Total %	3.7	16.3	6.6	0.0	-	26.6	7.4	10.5	4.3	0.0	-	22.1	4.7	16.3	8.2	0.0	-	29.2	7.8	11.1	3.2	0.0	-	22.1	-
Lights	369	1643	680	0	-	2692	751	1061	440	0	-	2252	480	1636	839	0	-	2955	802	1128	326	0	-	2256	10155
% Lights	97.6	97.4	99.4	-	-	98.0	98.8	98.1	99.1	-	-	98.6	98.4	97.4	98.7	-	-	97.9	99.3	98.4	100.0	-	-	98.9	98.3
Mediums	9	26	4	0	-	39	9	20	4	0	-	33	7	29	11	0	-	47	6	17	0	0	-	23	142
% Mediums	2.4	1.5	0.6	-	-	1.4	1.2	1.9	0.9	-	-	1.4	1.4	1.7	1.3	-	-	1.6	0.7	1.5	0.0	-	-	1.0	1.4
Articulated Trucks	0	17	0	0	-	17	0	0	0	0	-	0	1	15	0	0	-	16	0	1	0	0	-	1	34
% Articulated Trucks	0.0	1.0	0.0	-	-	0.6	0.0	0.0	0.0	-	-	0.0	0.2	0.9	0.0	-	-	0.5	0.0	0.1	0.0	-	-	0.0	0.3
Bicycles on Crosswalk	-	-	-	-	19	-	-	-	-	6	-	-	-	-	-	-	44	-	-	-	-	-	0	-	-
% Bicycles on Crosswalk	-	-	-	-	55.9	-	-	-	-	37.5	-	-	-	-	-	-	61.1	-	-	-	-	-	0.0	-	-
Pedestrians	-	-	-	-	15	-	-	-	-	10	-	-	-	-	-	-	28	-	-	-	-	-	1	-	-
% Pedestrians	-	-	-	-	44.1	-	-	-	-	62.5	-	-	-	-	-	-	38.9	-	-	-	-	-	100.0	-	-

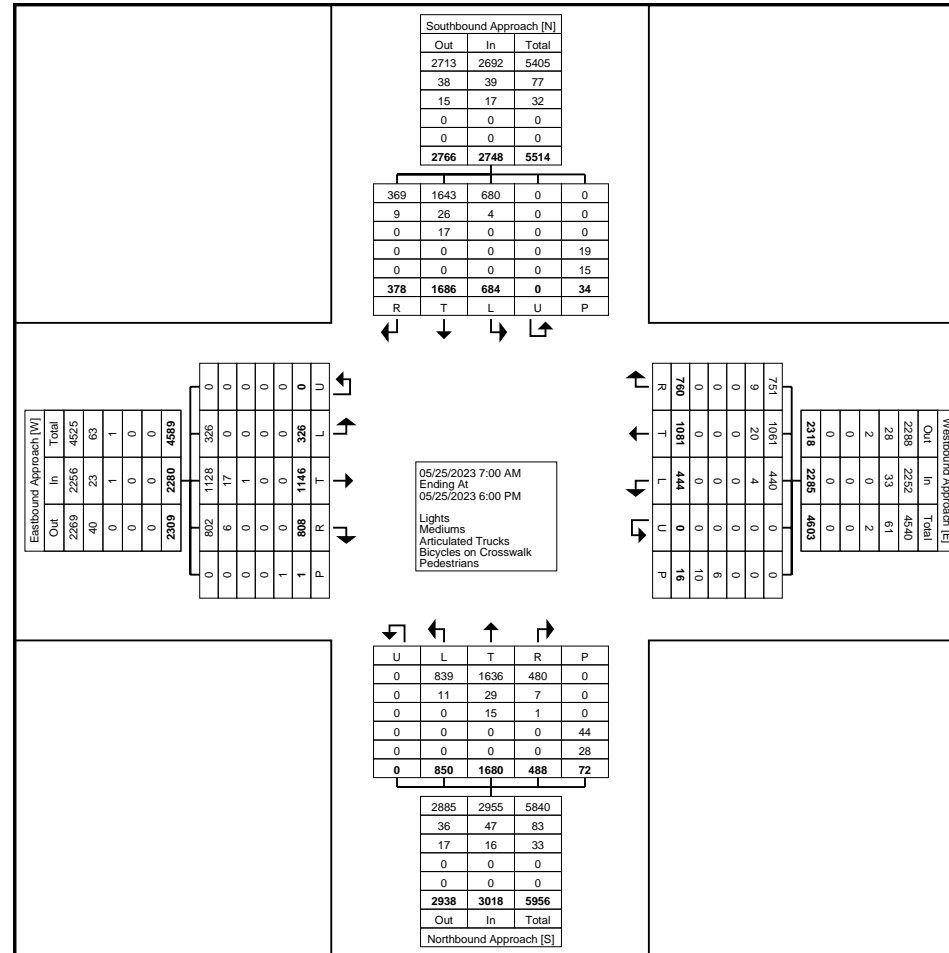




City of Lloydminster  
4420-50 Avenue

Lloydminster, Alberta, Canada T9V 0W2  
(780) 875-6184 waguinaldo@lloydminster.ca

Count Name: 36 Street and 59 Avenue  
Site Code: 3659  
Start Date: 05/25/2023  
Page No: 3



Turning Movement Data Plot



City of Lloydminster  
4420-50 Avenue

Lloydminster, Alberta, Canada T9V 0W2  
(780) 875-6184 waguinaldo@lloydminster.ca

Count Name: 36 Street and 59 Avenue  
Site Code: 3659  
Start Date: 05/25/2023  
Page No: 4

### Turning Movement Peak Hour Data (7:45 AM)

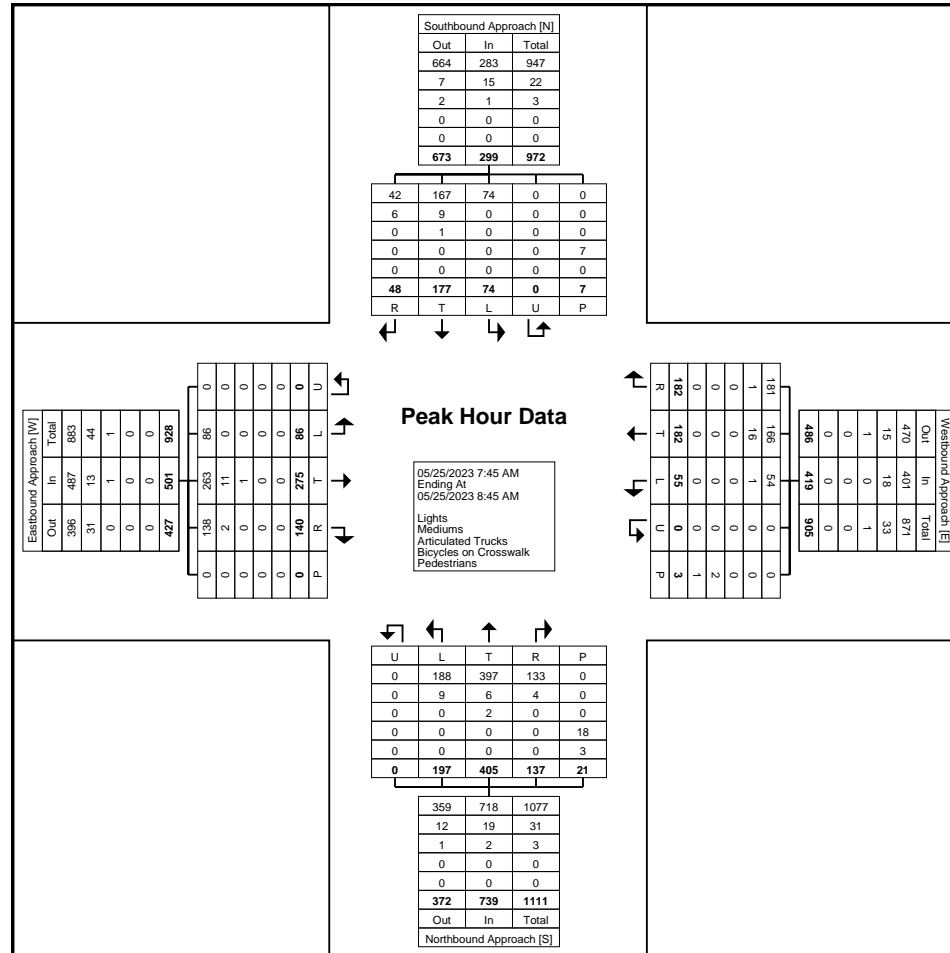
Start Time	Southbound Approach Southbound						Westbound Approach Westbound						Northbound Approach Northbound						Eastbound Approach Eastbound						Int. Total
	Right	Thru	Left	U-Turn	Peds	App. Total	Right	Thru	Left	U-Turn	Peds	App. Total	Right	Thru	Left	U-Turn	Peds	App. Total	Right	Thru	Left	U-Turn	Peds	App. Total	
7:45 AM	8	38	21	0	0	67	70	38	16	0	1	124	26	161	43	0	6	230	37	75	31	0	0	143	564
8:00 AM	12	42	15	0	0	69	51	30	11	0	1	92	24	127	38	0	5	189	34	65	31	0	0	130	480
8:15 AM	10	62	16	0	5	88	37	44	15	0	1	96	35	61	47	0	7	143	44	76	13	0	0	133	460
8:30 AM	18	35	22	0	2	75	24	70	13	0	0	107	52	56	69	0	3	177	25	59	11	0	0	95	454
Total	48	177	74	0	7	299	182	182	55	0	3	419	137	405	197	0	21	739	140	275	86	0	0	501	1958
Approach %	16.1	59.2	24.7	0.0	-	-	43.4	43.4	13.1	0.0	-	-	18.5	54.8	26.7	0.0	-	-	27.9	54.9	17.2	0.0	-	-	-
Total %	2.5	9.0	3.8	0.0	-	15.3	9.3	9.3	2.8	0.0	-	21.4	7.0	20.7	10.1	0.0	-	37.7	7.2	14.0	4.4	0.0	-	25.6	-
PHF	0.667	0.714	0.841	0.000	-	0.849	0.650	0.650	0.859	0.000	-	0.845	0.659	0.629	0.714	0.000	-	0.803	0.795	0.905	0.694	0.000	-	0.876	0.868
Lights	42	167	74	0	-	283	181	166	54	0	-	401	133	397	188	0	-	718	138	263	86	0	-	487	1889
% Lights	87.5	94.4	100.0	-	-	94.6	99.5	91.2	98.2	-	-	95.7	97.1	98.0	95.4	-	-	97.2	98.6	95.6	100.0	-	-	97.2	96.5
Mediums	6	9	0	0	-	15	1	16	1	0	-	18	4	6	9	0	-	19	2	11	0	0	-	13	65
% Mediums	12.5	5.1	0.0	-	-	5.0	0.5	8.8	1.8	-	-	4.3	2.9	1.5	4.6	-	-	2.6	1.4	4.0	0.0	-	-	2.6	3.3
Articulated Trucks	0	1	0	0	-	1	0	0	0	0	-	0	0	2	0	0	-	2	0	1	0	0	-	1	4
% Articulated Trucks	0.0	0.6	0.0	-	-	0.3	0.0	0.0	0.0	-	-	0.0	0.0	0.5	0.0	-	-	0.3	0.0	0.4	0.0	-	-	0.2	0.2
Bicycles on Crosswalk	-	-	-	-	7	-	-	-	-	-	2	-	-	-	-	-	18	-	-	-	-	-	0	-	-
% Bicycles on Crosswalk	-	-	-	-	100.0	-	-	-	-	-	66.7	-	-	-	-	-	85.7	-	-	-	-	-	-	-	-
Pedestrians	-	-	-	-	0	-	-	-	-	-	1	-	-	-	-	-	3	-	-	-	-	-	0	-	-
% Pedestrians	-	-	-	-	0.0	-	-	-	-	-	33.3	-	-	-	-	-	14.3	-	-	-	-	-	-	-	-



City of Lloydminster  
4420-50 Avenue

Lloydminster, Alberta, Canada T9V 0W2  
(780) 875-6184 waguinaldo@lloydminster.ca

Count Name: 36 Street and 59 Avenue  
Site Code: 3659  
Start Date: 05/25/2023  
Page No: 5



Turning Movement Peak Hour Data Plot (7:45 AM)



City of Lloydminster  
4420-50 Avenue

Lloydminster, Alberta, Canada T9V 0W2  
(780) 875-6184 waguinaldo@lloydminster.ca

Count Name: 36 Street and 59 Avenue  
Site Code: 3659  
Start Date: 05/25/2023  
Page No: 6

### Turning Movement Peak Hour Data (12:00 PM)

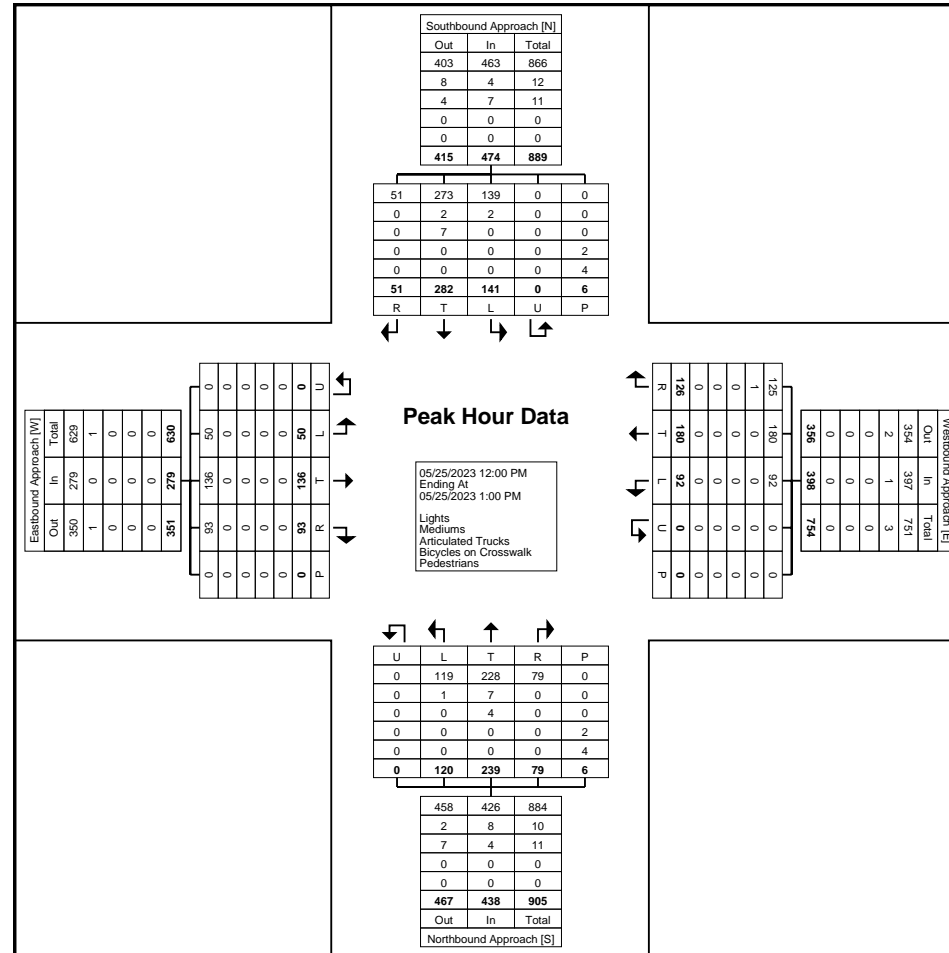
Start Time	Southbound Approach Southbound						Westbound Approach Westbound						Northbound Approach Northbound						Eastbound Approach Eastbound						Int. Total
	Right	Thru	Left	U-Turn	Peds	App. Total	Right	Thru	Left	U-Turn	Peds	App. Total	Right	Thru	Left	U-Turn	Peds	App. Total	Right	Thru	Left	U-Turn	Peds	App. Total	
12:00 PM	23	100	47	0	0	170	29	48	17	0	0	94	20	49	21	0	0	90	17	30	9	0	0	56	410
12:15 PM	14	50	37	0	2	101	27	45	16	0	0	88	18	59	45	0	1	122	24	26	6	0	0	56	367
12:30 PM	10	61	28	0	1	99	28	42	43	0	0	113	18	48	26	0	2	92	27	33	12	0	0	72	376
12:45 PM	4	71	29	0	3	104	42	45	16	0	0	103	23	83	28	0	3	134	25	47	23	0	0	95	436
Total	51	282	141	0	6	474	126	180	92	0	0	398	79	239	120	0	6	438	93	136	50	0	0	279	1589
Approach %	10.8	59.5	29.7	0.0	-	-	31.7	45.2	23.1	0.0	-	-	18.0	54.6	27.4	0.0	-	-	33.3	48.7	17.9	0.0	-	-	-
Total %	3.2	17.7	8.9	0.0	-	29.8	7.9	11.3	5.8	0.0	-	25.0	5.0	15.0	7.6	0.0	-	27.6	5.9	8.6	3.1	0.0	-	17.6	-
PHF	0.554	0.705	0.750	0.000	-	0.697	0.750	0.938	0.535	0.000	-	0.881	0.859	0.720	0.667	0.000	-	0.817	0.861	0.723	0.543	0.000	-	0.734	0.911
Lights	51	273	139	0	-	463	125	180	92	0	-	397	79	228	119	0	-	426	93	136	50	0	-	279	1565
% Lights	100.0	96.8	98.6	-	-	97.7	99.2	100.0	100.0	-	-	99.7	100.0	95.4	99.2	-	-	97.3	100.0	100.0	100.0	-	-	100.0	98.5
Mediums	0	2	2	0	-	4	1	0	0	0	-	1	0	7	1	0	-	8	0	0	0	0	-	0	13
% Mediums	0.0	0.7	1.4	-	-	0.8	0.8	0.0	0.0	-	-	0.3	0.0	2.9	0.8	-	-	1.8	0.0	0.0	0.0	-	-	0.0	0.8
Articulated Trucks	0	7	0	0	-	7	0	0	0	0	-	0	0	4	0	0	-	4	0	0	0	0	-	0	11
% Articulated Trucks	0.0	2.5	0.0	-	-	1.5	0.0	0.0	0.0	-	-	0.0	0.0	1.7	0.0	-	-	0.9	0.0	0.0	0.0	-	-	0.0	0.7
Bicycles on Crosswalk	-	-	-	-	2	-	-	-	-	-	0	-	-	-	-	-	2	-	-	-	-	-	0	-	-
% Bicycles on Crosswalk	-	-	-	-	33.3	-	-	-	-	-	-	-	-	-	-	-	33.3	-	-	-	-	-	-	-	-
Pedestrians	-	-	-	-	4	-	-	-	-	-	0	-	-	-	-	-	4	-	-	-	-	-	0	-	-
% Pedestrians	-	-	-	-	66.7	-	-	-	-	-	-	-	-	-	-	-	66.7	-	-	-	-	-	-	-	-



City of Lloydminster  
4420-50 Avenue

Lloydminster, Alberta, Canada T9V 0W2  
(780) 875-6184 waguinaldo@lloydminster.ca

Count Name: 36 Street and 59 Avenue  
Site Code: 3659  
Start Date: 05/25/2023  
Page No: 7



Turning Movement Peak Hour Data Plot (12:00 PM)



City of Lloydminster  
4420-50 Avenue

Lloydminster, Alberta, Canada T9V 0W2  
(780) 875-6184 waguinaldo@lloydminster.ca

Count Name: 36 Street and 59 Avenue  
Site Code: 3659  
Start Date: 05/25/2023  
Page No: 8

### Turning Movement Peak Hour Data (4:30 PM)

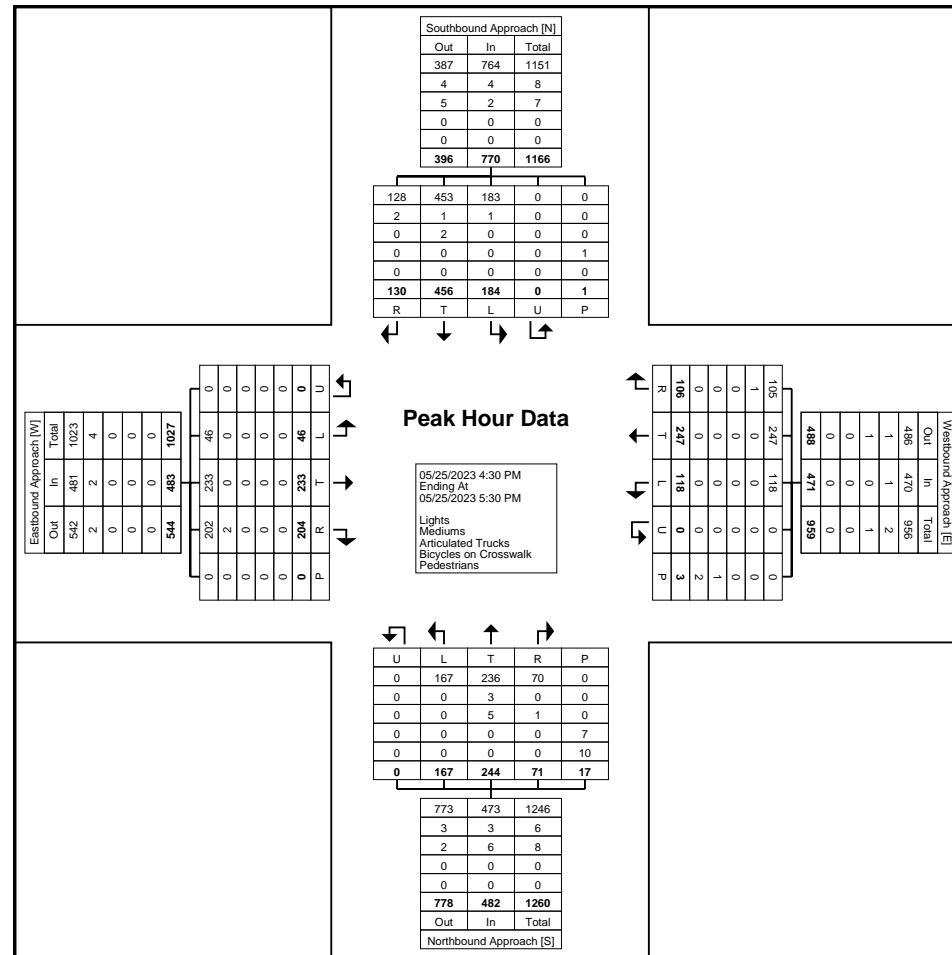
Start Time	Southbound Approach Southbound						Westbound Approach Westbound						Northbound Approach Northbound						Eastbound Approach Eastbound						Int. Total
	Right	Thru	Left	U-Turn	Peds	App. Total	Right	Thru	Left	U-Turn	Peds	App. Total	Right	Thru	Left	U-Turn	Peds	App. Total	Right	Thru	Left	U-Turn	Peds	App. Total	
4:30 PM	19	89	31	0	1	139	27	57	22	0	0	106	21	60	39	0	7	120	51	58	10	0	0	119	484
4:45 PM	36	107	49	0	0	192	27	69	32	0	3	128	19	50	34	0	1	103	42	57	14	0	0	113	536
5:00 PM	32	121	49	0	0	202	28	59	32	0	0	119	19	58	48	0	7	125	48	45	4	0	0	97	543
5:15 PM	43	139	55	0	0	237	24	62	32	0	0	118	12	76	46	0	2	134	63	73	18	0	0	154	643
Total	130	456	184	0	1	770	106	247	118	0	3	471	71	244	167	0	17	482	204	233	46	0	0	483	2206
Approach %	16.9	59.2	23.9	0.0	-	-	22.5	52.4	25.1	0.0	-	-	14.7	50.6	34.6	0.0	-	-	42.2	48.2	9.5	0.0	-	-	-
Total %	5.9	20.7	8.3	0.0	-	34.9	4.8	11.2	5.3	0.0	-	21.4	3.2	11.1	7.6	0.0	-	21.8	9.2	10.6	2.1	0.0	-	21.9	-
PHF	0.756	0.820	0.836	0.000	-	0.812	0.946	0.895	0.922	0.000	-	0.920	0.845	0.803	0.870	0.000	-	0.899	0.810	0.798	0.639	0.000	-	0.784	0.858
Lights	128	453	183	0	-	764	105	247	118	0	-	470	70	236	167	0	-	473	202	233	46	0	-	481	2188
% Lights	98.5	99.3	99.5	-	-	99.2	99.1	100.0	100.0	-	-	99.8	98.6	96.7	100.0	-	-	98.1	99.0	100.0	100.0	-	-	99.6	99.2
Mediums	2	1	1	0	-	4	1	0	0	0	-	1	0	3	0	0	-	3	2	0	0	0	-	2	10
% Mediums	1.5	0.2	0.5	-	-	0.5	0.9	0.0	0.0	-	-	0.2	0.0	1.2	0.0	0.0	-	0.6	1.0	0.0	0.0	-	-	0.4	0.5
Articulated Trucks	0	2	0	0	-	2	0	0	0	0	-	0	1	5	0	0	-	6	0	0	0	0	-	0	8
% Articulated Trucks	0.0	0.4	0.0	-	-	0.3	0.0	0.0	0.0	-	-	0.0	1.4	2.0	0.0	-	-	1.2	0.0	0.0	0.0	-	-	0.0	0.4
Bicycles on Crosswalk	-	-	-	-	1	-	-	-	-	-	1	-	-	-	-	-	7	-	-	-	-	-	0	-	-
% Bicycles on Crosswalk	-	-	-	-	100.0	-	-	-	-	-	33.3	-	-	-	-	-	41.2	-	-	-	-	-	-	-	-
Pedestrians	-	-	-	-	0	-	-	-	-	-	2	-	-	-	-	-	10	-	-	-	-	-	0	-	-
% Pedestrians	-	-	-	-	0.0	-	-	-	-	-	66.7	-	-	-	-	-	58.8	-	-	-	-	-	-	-	-



City of Lloydminster  
4420-50 Avenue

Lloydminster, Alberta, Canada T9V 0W2  
(780) 875-6184 waguinaldo@lloydminster.ca

Count Name: 36 Street and 59 Avenue  
Site Code: 3659  
Start Date: 05/25/2023  
Page No: 9



Turning Movement Peak Hour Data Plot (4:30 PM)





4:15 AM	0	0	0	0	0	0	0	0	0	0	0	0	0	0	0	0
4:30 AM	2	3	0	0	5	1	0	1	0	2	1	0	0	0	1	8
4:45 AM	1	0	0	0	1	3	0	0	0	3	0	0	0	0	0	4
Hourly Total	3	3	0	0	6	4	0	1	0	5	1	0	0	0	1	12
5:00 AM	0	0	0	0	0	4	0	0	0	4	1	1	0	0	2	6
5:15 AM	0	1	0	0	1	1	0	0	0	1	0	0	0	0	0	2
5:30 AM	0	0	0	0	0	2	0	0	0	2	0	0	0	0	0	2
5:45 AM	0	2	0	0	2	4	0	0	0	4	5	2	0	0	7	13
Hourly Total	0	3	0	0	3	11	0	0	0	11	6	3	0	0	9	23
6:00 AM	0	0	0	0	0	7	0	0	0	7	1	0	0	0	1	8
6:15 AM	0	4	0	0	4	7	1	0	0	8	4	3	0	0	7	19
6:30 AM	0	4	0	0	4	5	3	0	0	8	9	1	0	0	10	22
6:45 AM	0	4	0	0	4	9	3	0	0	12	13	5	0	0	18	34
Hourly Total	0	12	0	0	12	28	7	0	0	35	27	9	0	0	36	83
7:00 AM	0	4	0	0	4	7	3	0	0	10	9	0	0	0	9	23
7:15 AM	0	1	0	0	1	4	2	0	0	6	9	2	0	0	11	18
7:30 AM	0	13	0	0	13	9	6	0	0	15	4	1	0	0	5	33
7:45 AM	0	10	0	0	10	19	12	0	0	31	21	2	0	0	23	64
Hourly Total	0	28	0	0	28	39	23	0	0	62	43	5	0	0	48	138
8:00 AM	1	10	0	0	11	6	12	0	0	18	14	6	0	0	20	49
8:15 AM	4	12	0	0	16	13	16	0	0	29	17	4	0	0	21	66
8:30 AM	2	25	0	0	27	19	19	0	0	38	26	3	0	0	29	94
8:45 AM	4	35	0	0	39	34	26	0	0	60	68	7	0	0	75	174
Hourly Total	11	82	0	0	93	72	73	0	0	145	125	20	0	0	145	383
9:00 AM	4	34	0	0	38	37	36	0	0	73	51	6	0	0	57	168
9:15 AM	2	50	0	3	52	48	41	0	1	89	53	6	0	0	59	200
9:30 AM	12	52	0	5	64	56	58	0	2	114	46	9	0	0	55	233
9:45 AM	19	61	0	7	80	95	50	0	3	145	53	7	0	2	60	285
Hourly Total	37	197	0	15	234	236	185	0	6	421	203	28	0	2	231	886
10:00 AM	6	40	0	2	46	81	20	0	0	101	38	7	0	1	45	192
10:15 AM	6	20	0	0	26	24	17	0	0	41	18	5	0	1	23	90
10:30 AM	1	27	0	0	28	19	8	0	0	27	18	3	0	0	21	76
10:45 AM	2	29	0	0	31	27	12	0	0	39	19	4	0	0	23	93
Hourly Total	15	116	0	2	131	151	57	0	0	208	93	19	0	2	112	451
11:00 AM	1	25	0	0	26	39	9	0	0	48	15	2	0	1	17	91
11:15 AM	2	29	0	3	31	50	18	0	0	68	15	1	0	0	16	115
11:30 AM	1	29	0	1	30	35	11	0	0	46	14	0	0	0	14	90
11:45 AM	1	37	0	0	38	40	18	0	0	58	22	3	0	0	25	121
Hourly Total	5	120	0	4	125	164	56	0	0	220	66	6	0	1	72	417
12:00 PM	3	30	0	0	33	31	19	0	0	50	18	2	0	0	20	103
12:15 PM	3	33	0	2	36	47	18	0	0	65	25	1	0	0	26	127
12:30 PM	7	72	0	0	79	42	19	0	0	61	23	1	0	1	24	164
12:45 PM	1	35	0	0	36	50	21	0	0	71	17	0	0	0	17	124
Hourly Total	14	170	0	2	184	170	77	0	0	247	83	4	0	1	87	518
1:00 PM	4	41	0	0	45	51	29	0	0	80	27	1	0	0	28	153
1:15 PM	1	26	0	1	27	64	27	0	0	91	24	1	0	2	25	143
1:30 PM	3	42	0	6	45	41	24	0	1	65	20	4	0	0	24	134
1:45 PM	2	49	0	1	51	37	25	0	0	62	35	4	0	1	39	152
Hourly Total	10	158	0	8	168	193	105	0	1	298	106	10	0	3	116	582
2:00 PM	2	42	0	0	44	48	16	0	0	64	37	4	0	0	41	149
2:15 PM	3	41	0	6	44	58	22	0	1	80	34	3	0	1	37	161
2:30 PM	2	41	0	1	43	45	12	0	0	57	20	1	0	0	21	121

2:45 PM	2	43	0	2	45	39	20	0	2	59	24	0	0	1	24	128
Hourly Total	9	167	0	9	176	190	70	0	3	260	115	8	0	2	123	559
3:00 PM	3	38	0	1	41	35	13	0	0	48	28	5	0	0	33	122
3:15 PM	2	42	0	0	44	38	27	0	0	65	17	2	0	0	19	128
3:30 PM	2	64	0	0	66	42	18	0	0	60	16	2	0	0	18	144
3:45 PM	5	46	0	0	51	44	27	0	0	71	24	2	0	0	26	148
Hourly Total	12	190	0	1	202	159	85	0	0	244	85	11	0	0	96	542
4:00 PM	4	38	0	0	42	33	26	0	0	59	21	11	0	0	32	133
4:15 PM	9	55	0	0	64	83	67	0	0	150	29	1	0	0	30	244
4:30 PM	12	52	0	21	64	77	61	0	2	138	40	4	0	0	44	246
4:45 PM	6	95	0	5	101	45	45	0	1	90	85	13	0	1	98	289
Hourly Total	31	240	0	26	271	238	199	0	3	437	175	29	0	1	204	912
5:00 PM	1	66	0	2	67	63	26	0	1	89	38	2	0	0	40	196
5:15 PM	6	50	0	0	56	53	32	0	1	85	45	5	0	0	50	191
5:30 PM	5	64	0	0	69	63	37	0	0	100	47	2	0	0	49	218
5:45 PM	5	80	0	1	85	71	37	0	0	108	30	7	0	0	37	230
Hourly Total	17	260	0	3	277	250	132	0	2	382	160	16	0	0	176	835
6:00 PM	5	63	0	0	68	75	48	0	0	123	35	2	0	0	37	228
6:15 PM	5	84	0	0	89	73	48	0	0	121	53	2	0	0	55	265
6:30 PM	7	66	0	0	73	65	40	0	0	105	33	3	0	0	36	214
6:45 PM	4	52	0	0	56	74	22	0	0	96	33	4	0	0	37	189
Hourly Total	21	265	0	0	286	287	158	0	0	445	154	11	0	0	165	896
7:00 PM	3	51	0	0	54	52	19	0	0	71	29	7	0	0	36	161
7:15 PM	3	45	0	0	48	60	32	0	0	92	23	3	0	0	26	166
7:30 PM	5	27	0	1	32	42	18	0	1	60	20	0	0	0	20	112
7:45 PM	2	40	0	1	42	39	19	0	0	58	17	2	0	0	19	119
Hourly Total	13	163	0	2	176	193	88	0	1	281	89	12	0	0	101	558
8:00 PM	2	46	0	0	48	35	14	0	0	49	20	2	0	0	22	119
8:15 PM	2	37	0	0	39	41	21	0	0	62	20	1	0	0	21	122
8:30 PM	2	36	0	0	38	34	16	0	0	50	15	2	0	0	17	105
8:45 PM	2	44	0	0	46	22	21	0	0	43	16	2	0	0	18	107
Hourly Total	8	163	0	0	171	132	72	0	0	204	71	7	0	0	78	453
Grand Total	243	2632	0	72	2875	2769	1535	1	17	4305	1736	227	0	12	1963	9143
Approach %	8.5	91.5	0.0	-	-	64.3	35.7	0.0	-	-	88.4	11.6	0.0	-	-	-
Total %	2.7	28.8	0.0	-	31.4	30.3	16.8	0.0	-	47.1	19.0	2.5	0.0	-	21.5	-
Lights	237	2590	0	-	2827	2744	1465	1	-	4210	1716	224	0	-	1940	8977
% Lights	97.5	98.4	-	-	98.3	99.1	95.4	100.0	-	97.8	98.8	98.7	-	-	98.8	98.2
Mediums	6	42	0	-	48	25	70	0	-	95	20	3	0	-	23	166
% Mediums	2.5	1.6	-	-	1.7	0.9	4.6	0.0	-	2.2	1.2	1.3	-	-	1.2	1.8
Articulated Trucks	0	0	0	-	0	0	0	0	-	0	0	0	0	-	0	0
% Articulated Trucks	0.0	0.0	-	-	0.0	0.0	0.0	0.0	-	0.0	0.0	0.0	-	-	0.0	0.0
Bicycles on Crosswalk	-	-	-	-	1	-	-	-	0	-	-	-	-	-	0	-
% Bicycles on Crosswalk	-	-	-	-	1.4	-	-	-	0.0	-	-	-	-	-	0.0	-
Pedestrians	-	-	-	71	-	-	-	-	17	-	-	-	-	12	-	-
% Pedestrians	-	-	-	98.6	-	-	-	-	100.0	-	-	-	-	100.0	-	-



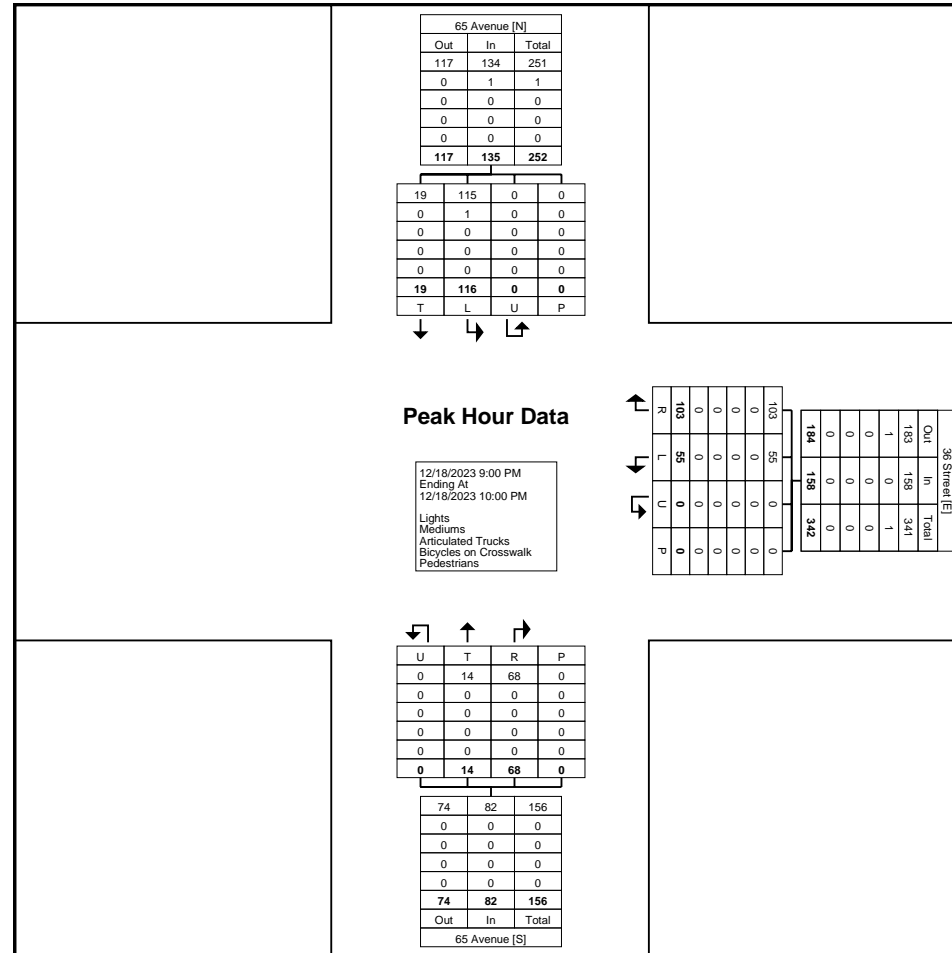




City of Lloydminster  
4420-50 Avenue

Lloydminster, Alberta, Canada T9V 0W2  
(780) 875-6184 waguinaldo@lloydminster.ca

Count Name: 36 Street and 65 Avenue (24 hour)  
Site Code: 3665  
Start Date: 12/18/2023  
Page No: 6



Turning Movement Peak Hour Data Plot (9:00 PM)



City of Lloydminster  
4420-50 Avenue

Lloydminster, Alberta, Canada T9V 0W2  
(780) 875-6184 waguinaldo@lloydminster.ca

Count Name: 36 Street and 65 Avenue (24 hour)  
Site Code: 3665  
Start Date: 12/18/2023  
Page No: 7

### Turning Movement Peak Hour Data (9:15 AM)

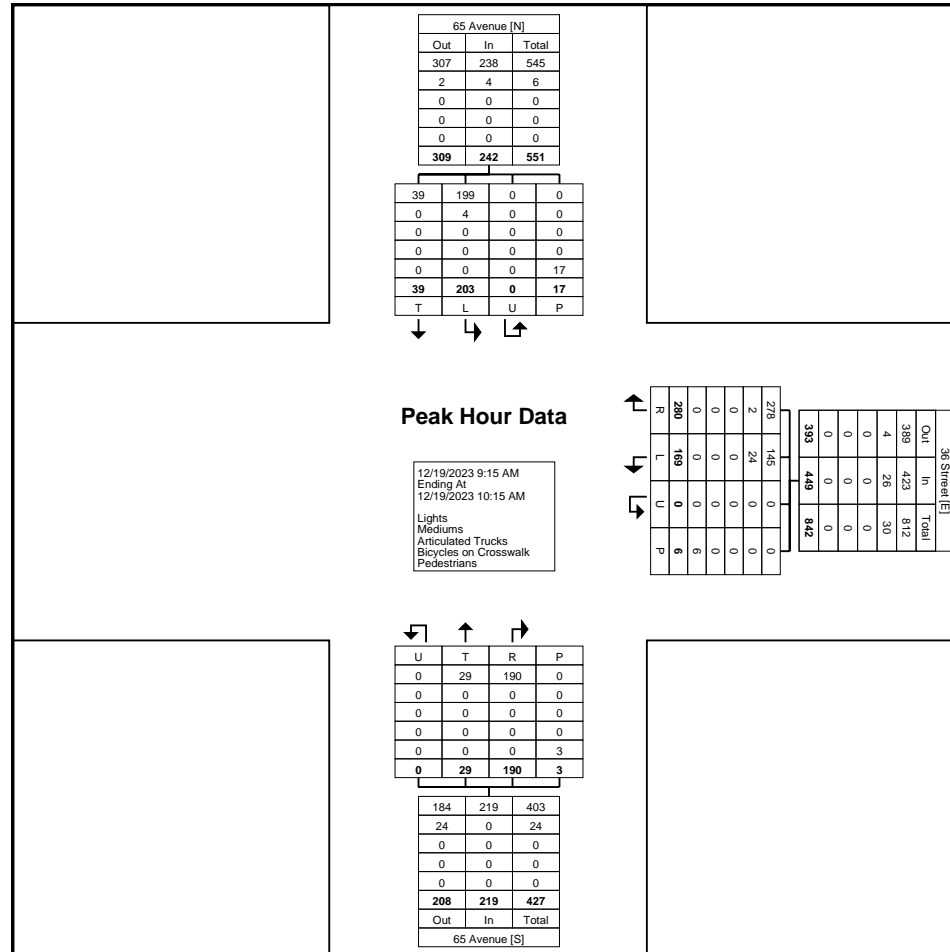
Start Time	65 Avenue Southbound					36 Street Westbound					65 Avenue Northbound					Int. Total
	Thru	Left	U-Turn	Peds	App. Total	Right	Left	U-Turn	Peds	App. Total	Right	Thru	U-Turn	Peds	App. Total	
9:15 AM	2	50	0	3	52	48	41	0	1	89	53	6	0	0	59	200
9:30 AM	12	52	0	5	64	56	58	0	2	114	46	9	0	0	55	233
9:45 AM	19	61	0	7	80	95	50	0	3	145	53	7	0	2	60	285
10:00 AM	6	40	0	2	46	81	20	0	0	101	38	7	0	1	45	192
Total	39	203	0	17	242	280	169	0	6	449	190	29	0	3	219	910
Approach %	16.1	83.9	0.0	-	-	62.4	37.6	0.0	-	-	86.8	13.2	0.0	-	-	-
Total %	4.3	22.3	0.0	-	26.6	30.8	18.6	0.0	-	49.3	20.9	3.2	0.0	-	24.1	-
PHF	0.513	0.832	0.000	-	0.756	0.737	0.728	0.000	-	0.774	0.896	0.806	0.000	-	0.913	0.798
Lights	39	199	0	-	238	278	145	0	-	423	190	29	0	-	219	880
% Lights	100.0	98.0	-	-	98.3	99.3	85.8	-	-	94.2	100.0	100.0	-	-	100.0	96.7
Mediums	0	4	0	-	4	2	24	0	-	26	0	0	0	-	0	30
% Mediums	0.0	2.0	-	-	1.7	0.7	14.2	-	-	5.8	0.0	0.0	-	-	0.0	3.3
Articulated Trucks	0	0	0	-	0	0	0	0	-	0	0	0	0	-	0	0
% Articulated Trucks	0.0	0.0	-	-	0.0	0.0	0.0	-	-	0.0	0.0	0.0	-	-	0.0	0.0
Bicycles on Crosswalk	-	-	-	0	-	-	-	-	0	-	-	-	-	0	-	-
% Bicycles on Crosswalk	-	-	-	0.0	-	-	-	-	0.0	-	-	-	-	0.0	-	-
Pedestrians	-	-	-	17	-	-	-	-	6	-	-	-	-	3	-	-
% Pedestrians	-	-	-	100.0	-	-	-	-	100.0	-	-	-	-	100.0	-	-



City of Lloydminster  
4420-50 Avenue

Lloydminster, Alberta, Canada T9V 0W2  
(780) 875-6184 waguinaldo@lloydminster.ca

Count Name: 36 Street and 65 Avenue (24 hour)  
Site Code: 3665  
Start Date: 12/18/2023  
Page No: 8



Turning Movement Peak Hour Data Plot (9:15 AM)



City of Lloydminster  
4420-50 Avenue

Lloydminster, Alberta, Canada T9V 0W2  
(780) 875-6184 waguinaldo@lloydminster.ca

Count Name: 36 Street and 65 Avenue (24 hour)  
Site Code: 3665  
Start Date: 12/18/2023  
Page No: 9

### Turning Movement Peak Hour Data (4:15 PM)

Start Time	65 Avenue Southbound					36 Street Westbound					65 Avenue Northbound					Int. Total
	Thru	Left	U-Turn	Peds	App. Total	Right	Left	U-Turn	Peds	App. Total	Right	Thru	U-Turn	Peds	App. Total	
4:15 PM	9	55	0	0	64	83	67	0	0	150	29	1	0	0	30	244
4:30 PM	12	52	0	21	64	77	61	0	2	138	40	4	0	0	44	246
4:45 PM	6	95	0	5	101	45	45	0	1	90	85	13	0	1	98	289
5:00 PM	1	66	0	2	67	63	26	0	1	89	38	2	0	0	40	196
<b>Total</b>	<b>28</b>	<b>268</b>	<b>0</b>	<b>28</b>	<b>296</b>	<b>268</b>	<b>199</b>	<b>0</b>	<b>4</b>	<b>467</b>	<b>192</b>	<b>20</b>	<b>0</b>	<b>1</b>	<b>212</b>	<b>975</b>
Approach %	9.5	90.5	0.0	-	-	57.4	42.6	0.0	-	-	90.6	9.4	0.0	-	-	-
Total %	2.9	27.5	0.0	-	30.4	27.5	20.4	0.0	-	47.9	19.7	2.1	0.0	-	21.7	-
PHF	0.583	0.705	0.000	-	0.733	0.807	0.743	0.000	-	0.778	0.565	0.385	0.000	-	0.541	0.843
Lights	26	256	0	-	282	260	168	0	-	428	188	20	0	-	208	918
% Lights	92.9	95.5	-	-	95.3	97.0	84.4	-	-	91.6	97.9	100.0	-	-	98.1	94.2
Mediums	2	12	0	-	14	8	31	0	-	39	4	0	0	-	4	57
% Mediums	7.1	4.5	-	-	4.7	3.0	15.6	-	-	8.4	2.1	0.0	-	-	1.9	5.8
Articulated Trucks	0	0	0	-	0	0	0	0	-	0	0	0	0	-	0	0
% Articulated Trucks	0.0	0.0	-	-	0.0	0.0	0.0	-	-	0.0	0.0	0.0	-	-	0.0	0.0
Bicycles on Crosswalk	-	-	-	0	-	-	-	-	0	-	-	-	-	0	-	-
% Bicycles on Crosswalk	-	-	-	0.0	-	-	-	-	0.0	-	-	-	-	0.0	-	-
Pedestrians	-	-	-	28	-	-	-	-	4	-	-	-	-	1	-	-
% Pedestrians	-	-	-	100.0	-	-	-	-	100.0	-	-	-	-	100.0	-	-

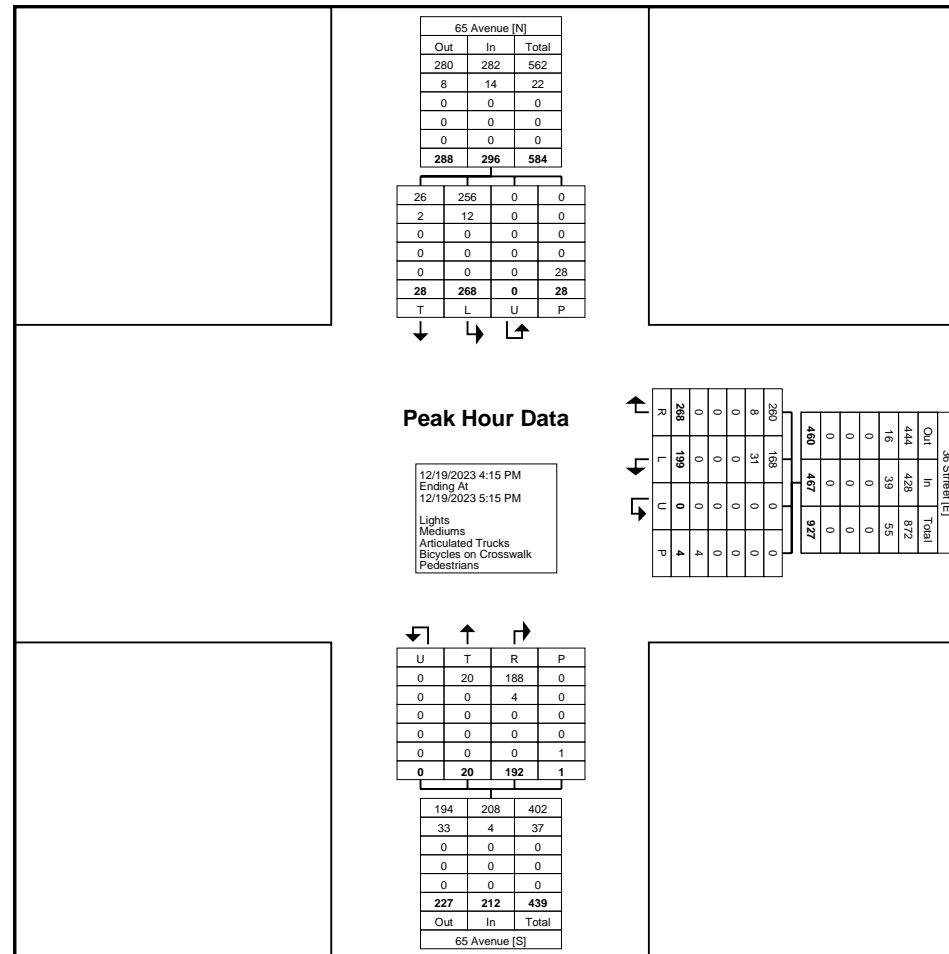




City of Lloydminster  
4420-50 Avenue

Lloydminster, Alberta, Canada T9V 0W2  
(780) 875-6184 waguinaldo@lloydminster.ca

Count Name: 36 Street and 65 Avenue (24 hour)  
Site Code: 3665  
Start Date: 12/18/2023  
Page No: 10



Turning Movement Peak Hour Data Plot (4:15 PM)



City of Lloydminster  
4420-50 Avenue

Lloydminster, Alberta, Canada T9V 0W2  
(780) 875-6184 waguinaldo@lloydminster.ca

Count Name: 39 Street and 50 Avenue  
Site Code: 3950  
Start Date: 05/31/2023  
Page No: 1

### Turning Movement Data

Start Time	Southbound Approach					Northbound Approach					Eastbound Approach					Int. Total
	Right	Thru	U-Turn	Peds	App. Total	Thru	Left	U-Turn	Peds	App. Total	Right	Left	U-Turn	Peds	App. Total	
7:00 AM	2	30	0	0	32	63	8	0	0	71	0	1	0	0	1	104
7:15 AM	9	43	0	0	52	79	14	0	0	93	4	2	0	0	6	151
7:30 AM	13	54	0	0	67	98	12	0	0	110	4	7	0	0	11	188
7:45 AM	5	77	0	0	82	161	26	0	0	187	11	3	0	0	14	283
Hourly Total	29	204	0	0	233	401	60	0	0	461	19	13	0	0	32	726
8:00 AM	10	85	0	0	95	107	21	0	0	128	10	3	0	0	13	236
8:15 AM	12	83	0	0	95	112	26	0	0	138	8	5	0	0	13	246
8:30 AM	6	84	0	0	90	111	25	0	0	136	16	2	0	0	18	244
8:45 AM	14	92	0	0	106	104	15	0	0	119	18	9	0	0	27	252
Hourly Total	42	344	0	0	386	434	87	0	0	521	52	19	0	0	71	978
*** BREAK ***	-	-	-	-	-	-	-	-	-	-	-	-	-	-	-	-
11:30 AM	8	151	0	0	159	97	19	0	0	116	9	2	0	1	11	286
11:45 AM	14	136	0	0	150	116	14	0	0	130	16	3	0	0	19	299
Hourly Total	22	287	0	0	309	213	33	0	0	246	25	5	0	1	30	585
12:00 PM	17	161	0	0	178	120	14	0	0	134	12	3	0	0	15	327
12:15 PM	14	161	0	0	175	112	13	0	0	125	16	5	0	0	21	321
12:30 PM	14	149	0	0	163	110	14	0	0	124	17	4	0	0	21	308
12:45 PM	22	126	0	0	148	130	18	0	0	148	12	4	0	2	16	312
Hourly Total	67	597	0	0	664	472	59	0	0	531	57	16	0	2	73	1268
1:00 PM	13	142	0	0	155	152	14	0	0	166	18	9	0	1	27	348
1:15 PM	13	137	0	0	150	133	20	0	0	153	11	4	0	0	15	318
*** BREAK ***	-	-	-	-	-	-	-	-	-	-	-	-	-	-	-	-
Hourly Total	26	279	0	0	305	285	34	0	0	319	29	13	0	1	42	666
4:00 PM	7	182	0	0	189	129	11	0	0	140	17	9	0	0	26	355
4:15 PM	17	186	0	0	203	129	12	0	0	141	14	5	0	0	19	363
4:30 PM	19	177	0	0	196	119	4	0	0	123	16	5	0	0	21	340
4:45 PM	13	144	0	0	157	132	10	0	0	142	17	2	0	1	19	318
Hourly Total	56	689	0	0	745	509	37	0	0	546	64	21	0	1	85	1376
5:00 PM	17	179	0	0	196	139	10	0	0	149	17	5	0	0	22	367
5:15 PM	14	166	0	0	180	137	15	0	0	152	15	6	0	1	21	353
5:30 PM	20	162	0	0	182	134	10	0	0	144	11	4	0	0	15	341
5:45 PM	7	168	0	0	175	96	13	0	0	109	23	3	0	0	26	310
Hourly Total	58	675	0	0	733	506	48	0	0	554	66	18	0	1	84	1371
Grand Total	300	3075	0	0	3375	2820	358	0	0	3178	312	105	0	6	417	6970
Approach %	8.9	91.1	0.0	-	-	88.7	11.3	0.0	-	-	74.8	25.2	0.0	-	-	-
Total %	4.3	44.1	0.0	-	48.4	40.5	5.1	0.0	-	45.6	4.5	1.5	0.0	-	6.0	-


Lights	293	3027	0	-	3320	2770	354	0	-	3124	310	99	0	-	409	6853
% Lights	97.7	98.4	-	-	98.4	98.2	98.9	-	-	98.3	99.4	94.3	-	-	98.1	98.3
Mediums	4	40	0	-	44	29	4	0	-	33	2	5	0	-	7	84
% Mediums	1.3	1.3	-	-	1.3	1.0	1.1	-	-	1.0	0.6	4.8	-	-	1.7	1.2
Articulated Trucks	3	8	0	-	11	21	0	0	-	21	0	1	0	-	1	33
% Articulated Trucks	1.0	0.3	-	-	0.3	0.7	0.0	-	-	0.7	0.0	1.0	-	-	0.2	0.5
Bicycles on Crosswalk	-	-	-	0	-	-	-	-	0	-	-	-	-	1	-	-
% Bicycles on Crosswalk	-	-	-	-	-	-	-	-	-	-	-	-	-	16.7	-	-
Pedestrians	-	-	-	0	-	-	-	-	0	-	-	-	-	5	-	-
% Pedestrians	-	-	-	-	-	-	-	-	-	-	-	-	-	83.3	-	-



City of Lloydminster  
4420-50 Avenue

Lloydminster, Alberta, Canada T9V 0W2  
(780) 875-6184 waguinaldo@lloydminster.ca

Count Name: 39 Street and 50 Avenue  
Site Code: 3950  
Start Date: 05/31/2023  
Page No: 3



Turning Movement Data Plot

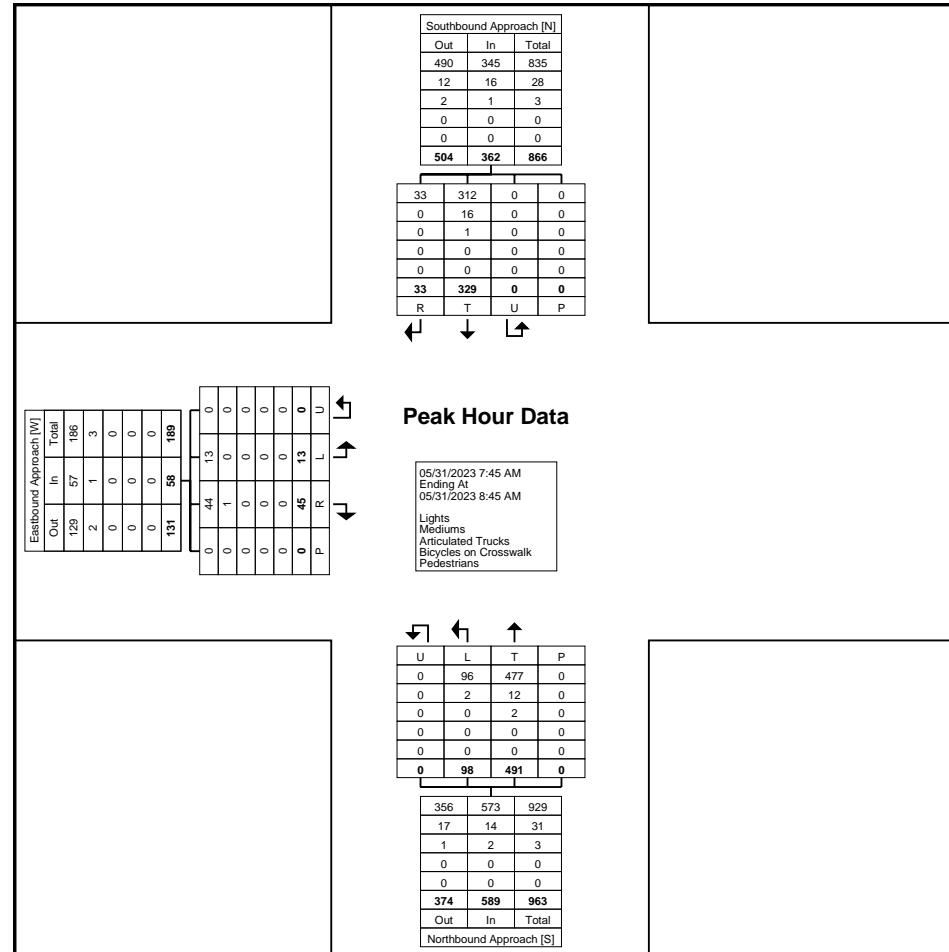




City of Lloydminster  
4420-50 Avenue

Lloydminster, Alberta, Canada T9V 0W2  
(780) 875-6184 waguinaldo@lloydminster.ca

Count Name: 39 Street and 50 Avenue  
Site Code: 3950  
Start Date: 05/31/2023  
Page No: 5



Turning Movement Peak Hour Data Plot (7:45 AM)



City of Lloydminster  
4420-50 Avenue

Lloydminster, Alberta, Canada T9V 0W2  
(780) 875-6184 waguinaldo@lloydminster.ca

Count Name: 39 Street and 50 Avenue  
Site Code: 3950  
Start Date: 05/31/2023  
Page No: 6

### Turning Movement Peak Hour Data (12:15 PM)

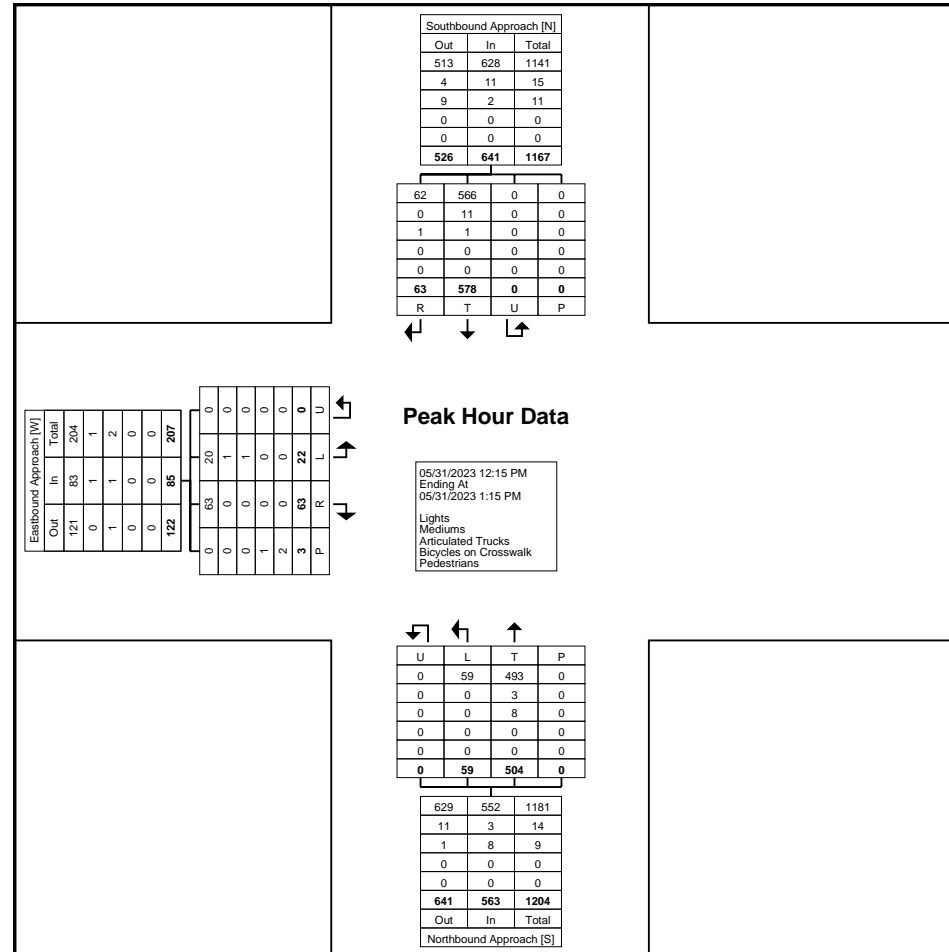
Start Time	Southbound Approach					Northbound Approach					Eastbound Approach					Int. Total
	Right	Thru	U-Turn	Peds	App. Total	Thru	Left	U-Turn	Peds	App. Total	Right	Left	U-Turn	Peds	App. Total	
12:15 PM	14	161	0	0	175	112	13	0	0	125	16	5	0	0	21	321
12:30 PM	14	149	0	0	163	110	14	0	0	124	17	4	0	0	21	308
12:45 PM	22	126	0	0	148	130	18	0	0	148	12	4	0	2	16	312
1:00 PM	13	142	0	0	155	152	14	0	0	166	18	9	0	1	27	348
Total	63	578	0	0	641	504	59	0	0	563	63	22	0	3	85	1289
Approach %	9.8	90.2	0.0	-	-	89.5	10.5	0.0	-	-	74.1	25.9	0.0	-	-	-
Total %	4.9	44.8	0.0	-	49.7	39.1	4.6	0.0	-	43.7	4.9	1.7	0.0	-	6.6	-
PHF	0.716	0.898	0.000	-	0.916	0.829	0.819	0.000	-	0.848	0.875	0.611	0.000	-	0.787	0.926
Lights	62	566	0	-	628	493	59	0	-	552	63	20	0	-	83	1263
% Lights	98.4	97.9	-	-	98.0	97.8	100.0	-	-	98.0	100.0	90.9	-	-	97.6	98.0
Mediums	0	11	0	-	11	3	0	0	-	3	0	1	0	-	1	15
% Mediums	0.0	1.9	-	-	1.7	0.6	0.0	-	-	0.5	0.0	4.5	-	-	1.2	1.2
Articulated Trucks	1	1	0	-	2	8	0	0	-	8	0	1	0	-	1	11
% Articulated Trucks	1.6	0.2	-	-	0.3	1.6	0.0	-	-	1.4	0.0	4.5	-	-	1.2	0.9
Bicycles on Crosswalk	-	-	-	0	-	-	-	-	0	-	-	-	-	1	-	-
% Bicycles on Crosswalk	-	-	-	-	-	-	-	-	-	-	-	-	-	33.3	-	-
Pedestrians	-	-	-	0	-	-	-	-	0	-	-	-	-	2	-	-
% Pedestrians	-	-	-	-	-	-	-	-	-	-	-	-	-	66.7	-	-



City of Lloydminster  
4420-50 Avenue

Lloydminster, Alberta, Canada T9V 0W2  
(780) 875-6184 waguinaldo@lloydminster.ca

Count Name: 39 Street and 50 Avenue  
Site Code: 3950  
Start Date: 05/31/2023  
Page No: 7



Turning Movement Peak Hour Data Plot (12:15 PM)





City of Lloydminster  
4420-50 Avenue

Lloydminster, Alberta, Canada T9V 0W2  
(780) 875-6184 waguinaldo@lloydminster.ca

Count Name: 39 Street and 50 Avenue  
Site Code: 3950  
Start Date: 05/31/2023  
Page No: 8

### Turning Movement Peak Hour Data (4:15 PM)

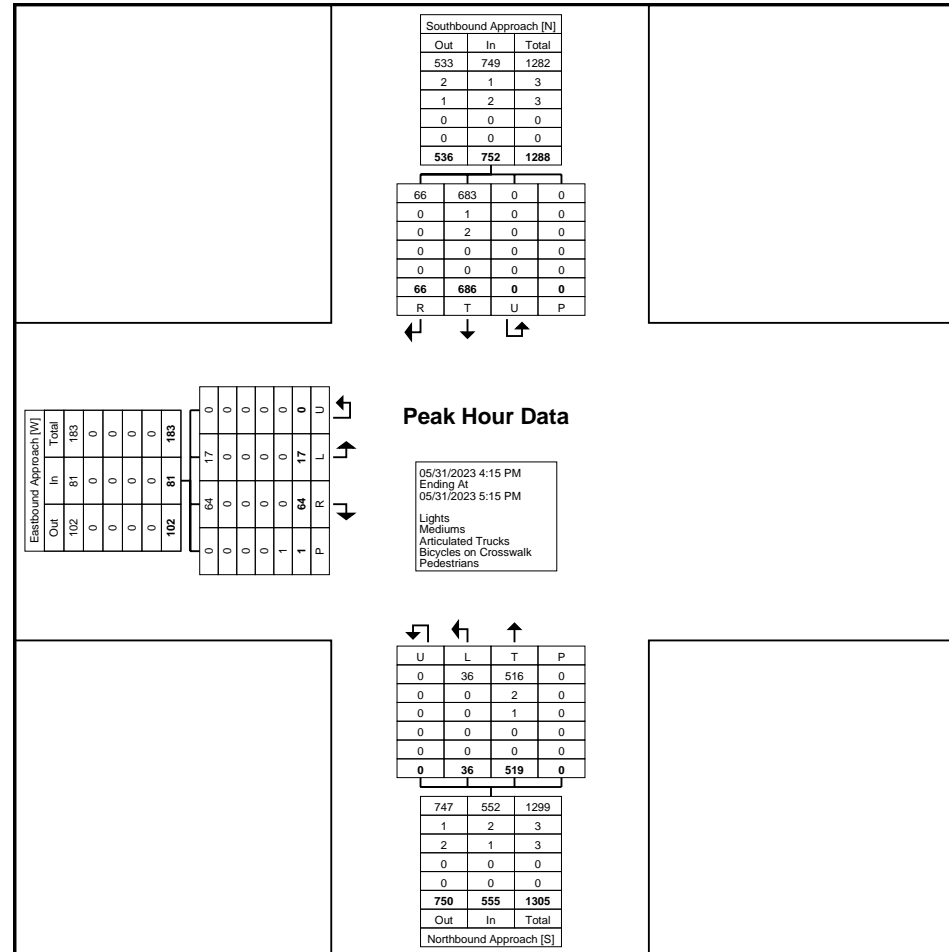
Start Time	Southbound Approach					Northbound Approach					Eastbound Approach					Int. Total
	Right	Thru	U-Turn	Peds	App. Total	Thru	Left	U-Turn	Peds	App. Total	Right	Left	U-Turn	Peds	App. Total	
4:15 PM	17	186	0	0	203	129	12	0	0	141	14	5	0	0	19	363
4:30 PM	19	177	0	0	196	119	4	0	0	123	16	5	0	0	21	340
4:45 PM	13	144	0	0	157	132	10	0	0	142	17	2	0	1	19	318
5:00 PM	17	179	0	0	196	139	10	0	0	149	17	5	0	0	22	367
Total	66	686	0	0	752	519	36	0	0	555	64	17	0	1	81	1388
Approach %	8.8	91.2	0.0	-	-	93.5	6.5	0.0	-	-	79.0	21.0	0.0	-	-	-
Total %	4.8	49.4	0.0	-	54.2	37.4	2.6	0.0	-	40.0	4.6	1.2	0.0	-	5.8	-
PHF	0.868	0.922	0.000	-	0.926	0.933	0.750	0.000	-	0.931	0.941	0.850	0.000	-	0.920	0.946
Lights	66	683	0	-	749	516	36	0	-	552	64	17	0	-	81	1382
% Lights	100.0	99.6	-	-	99.6	99.4	100.0	-	-	99.5	100.0	100.0	-	-	100.0	99.6
Mediums	0	1	0	-	1	2	0	0	-	2	0	0	0	-	0	3
% Mediums	0.0	0.1	-	-	0.1	0.4	0.0	-	-	0.4	0.0	0.0	-	-	0.0	0.2
Articulated Trucks	0	2	0	-	2	1	0	0	-	1	0	0	0	-	0	3
% Articulated Trucks	0.0	0.3	-	-	0.3	0.2	0.0	-	-	0.2	0.0	0.0	-	-	0.0	0.2
Bicycles on Crosswalk	-	-	-	0	-	-	-	-	0	-	-	-	-	0	-	-
% Bicycles on Crosswalk	-	-	-	-	-	-	-	-	-	-	-	-	-	0.0	-	-
Pedestrians	-	-	-	0	-	-	-	-	0	-	-	-	-	1	-	-
% Pedestrians	-	-	-	-	-	-	-	-	-	-	-	-	-	100.0	-	-



City of Lloydminster  
4420-50 Avenue

Lloydminster, Alberta, Canada T9V 0W2  
(780) 875-6184 waguinaldo@lloydminster.ca

Count Name: 39 Street and 50 Avenue  
Site Code: 3950  
Start Date: 05/31/2023  
Page No: 9



Turning Movement Peak Hour Data Plot (4:15 PM)



City of Lloydminster  
4420-50 Avenue

Lloydminster, Alberta, Canada T9V 0W2  
(780) 875-6184 waguinaldo@lloydminster.ca

Count Name: 43 Street and 62 Avenue  
Site Code: 4362  
Start Date: 05/18/2023  
Page No: 1

### Turning Movement Data

Start Time	Southbound Approach Southbound						Westbound Approach Westbound						Northbound Approach Northbound						Eastbound Approach Eastbound						Int. Total
	Right	Thru	Left	U-Turn	Peds	App. Total	Right	Thru	Left	U-Turn	Peds	App. Total	Right	Thru	Left	U-Turn	Peds	App. Total	Right	Thru	Left	U-Turn	Peds	App. Total	
7:00 AM	5	20	5	0	1	30	2	3	1	0	1	6	2	80	15	0	0	97	1	0	4	0	1	5	138
7:15 AM	12	22	2	0	0	36	10	2	1	0	2	13	3	94	20	0	1	117	5	2	0	0	0	7	173
7:30 AM	15	38	10	0	0	63	6	3	2	0	1	11	8	146	23	0	0	177	4	2	0	0	0	6	257
7:45 AM	16	57	7	1	0	81	13	6	1	0	2	20	17	224	27	0	2	268	14	2	1	0	0	17	386
Hourly Total	48	137	24	1	1	210	31	14	5	0	6	50	30	544	85	0	3	659	24	6	5	0	1	35	954
8:00 AM	9	76	12	1	0	98	16	1	6	0	0	23	6	116	32	0	1	154	11	2	2	0	0	15	290
8:15 AM	12	66	10	0	0	88	15	4	3	0	0	22	6	90	21	0	0	117	15	4	1	0	0	20	247
8:30 AM	5	75	17	0	0	97	11	9	1	0	0	21	4	91	25	0	0	120	7	8	5	0	0	20	258
8:45 AM	12	62	15	2	0	91	11	9	1	0	0	21	6	89	31	0	2	126	8	4	5	0	0	17	255
Hourly Total	38	279	54	3	0	374	53	23	11	0	0	87	22	386	109	0	3	517	41	18	13	0	0	72	1050
*** BREAK ***	-	-	-	-	-	-	-	-	-	-	-	-	-	-	-	-	-	-	-	-	-	-	-	-	-
11:30 AM	7	82	15	1	1	105	13	5	5	0	0	23	7	74	11	0	2	92	14	5	3	0	0	22	242
11:45 AM	11	111	20	2	0	144	17	7	2	0	1	26	3	81	15	2	0	101	10	7	3	0	0	20	291
Hourly Total	18	193	35	3	1	249	30	12	7	0	1	49	10	155	26	2	2	193	24	12	6	0	0	42	533
12:00 PM	10	141	17	0	1	168	11	12	7	0	0	30	3	57	17	0	2	77	12	6	3	0	0	21	296
12:15 PM	0	94	21	2	2	117	11	11	0	0	1	22	1	88	12	0	0	101	7	9	8	1	0	25	265
12:30 PM	14	74	8	0	0	96	15	22	0	0	1	37	4	87	20	0	1	111	16	11	5	0	1	32	276
12:45 PM	12	74	19	0	1	105	18	5	0	0	1	23	5	116	28	1	4	150	17	7	4	0	1	28	306
Hourly Total	36	383	65	2	4	486	55	50	7	0	3	112	13	348	77	1	7	439	52	33	20	1	2	106	1143
1:00 PM	13	72	18	0	0	103	14	13	1	0	1	28	11	103	21	0	0	135	23	11	2	0	0	36	302
1:15 PM	9	71	13	0	0	93	9	7	6	0	0	22	6	73	21	0	0	100	11	7	6	0	0	24	239
*** BREAK ***	-	-	-	-	-	-	-	-	-	-	-	-	-	-	-	-	-	-	-	-	-	-	-	-	-
Hourly Total	22	143	31	0	0	196	23	20	7	0	1	50	17	176	42	0	0	235	34	18	8	0	0	60	541
4:00 PM	14	139	12	1	1	166	15	4	4	0	1	23	10	86	16	0	0	112	18	5	8	0	0	31	332
4:15 PM	11	122	16	0	1	149	23	10	4	0	1	37	4	77	11	0	6	92	16	12	4	1	1	33	311
4:30 PM	16	171	18	0	0	205	11	7	8	0	2	26	1	75	14	0	5	90	19	2	6	0	0	27	348
4:45 PM	11	162	17	0	1	190	23	9	11	0	5	43	6	104	21	1	5	132	11	7	6	0	0	24	389
Hourly Total	52	594	63	1	3	710	72	30	27	0	9	129	21	342	62	1	16	426	64	26	24	1	1	115	1380
5:00 PM	15	199	24	0	1	238	18	6	3	0	1	27	9	79	18	1	2	107	24	7	4	0	0	35	407
5:15 PM	13	173	22	0	0	208	10	5	3	0	0	18	4	82	26	0	0	112	10	8	3	0	0	21	359
5:30 PM	15	162	9	0	0	186	7	4	5	0	0	16	3	80	19	0	3	102	21	8	5	0	0	34	338
5:45 PM	13	116	7	1	1	137	4	3	6	0	2	13	4	84	15	0	1	103	22	5	6	0	0	33	286
Hourly Total	56	650	62	1	2	769	39	18	17	0	3	74	20	325	78	1	6	424	77	28	18	0	0	123	1390
Grand Total	270	2379	334	11	11	2994	303	167	81	0	23	551	133	2276	479	5	37	2893	316	141	94	2	4	553	6991
Approach %	9.0	79.5	11.2	0.4	-	-	55.0	30.3	14.7	0.0	-	-	4.6	78.7	16.6	0.2	-	-	57.1	25.5	17.0	0.4	-	-	-

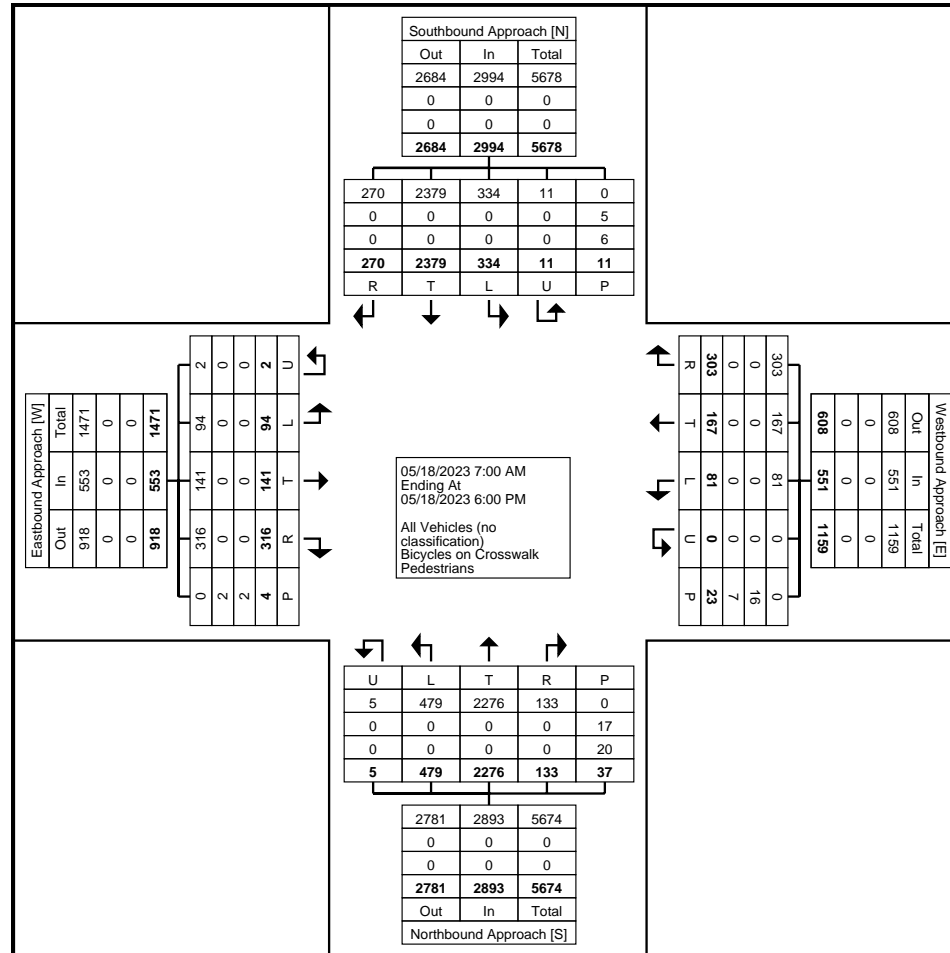
Total %	3.9	34.0	4.8	0.2	-	42.8	4.3	2.4	1.2	0.0	-	7.9	1.9	32.6	6.9	0.1	-	41.4	4.5	2.0	1.3	0.0	-	7.9	-
All Vehicles (no classification)	270	2379	334	11	-	2994	303	167	81	0	-	551	133	2276	479	5	-	2893	316	141	94	2	-	553	6991
% All Vehicles (no classification)	100.0	100.0	100.0	100.0	-	100.0	100.0	100.0	100.0	-	-	100.0	100.0	100.0	100.0	100.0	-	100.0	100.0	100.0	100.0	100.0	-	100.0	100.0
Bicycles on Crosswalk	-	-	-	-	5	-	-	-	-	-	16	-	-	-	-	-	17	-	-	-	-	-	2	-	-
% Bicycles on Crosswalk	-	-	-	-	45.5	-	-	-	-	-	69.6	-	-	-	-	-	45.9	-	-	-	-	-	50.0	-	-
Pedestrians	-	-	-	-	6	-	-	-	-	-	7	-	-	-	-	-	20	-	-	-	-	-	2	-	-
% Pedestrians	-	-	-	-	54.5	-	-	-	-	-	30.4	-	-	-	-	-	54.1	-	-	-	-	-	50.0	-	-



City of Lloydminster  
4420-50 Avenue

Lloydminster, Alberta, Canada T9V 0W2  
(780) 875-6184 waguinaldo@lloydminster.ca

Count Name: 43 Street and 62 Avenue  
Site Code: 4362  
Start Date: 05/18/2023  
Page No: 3



Turning Movement Data Plot

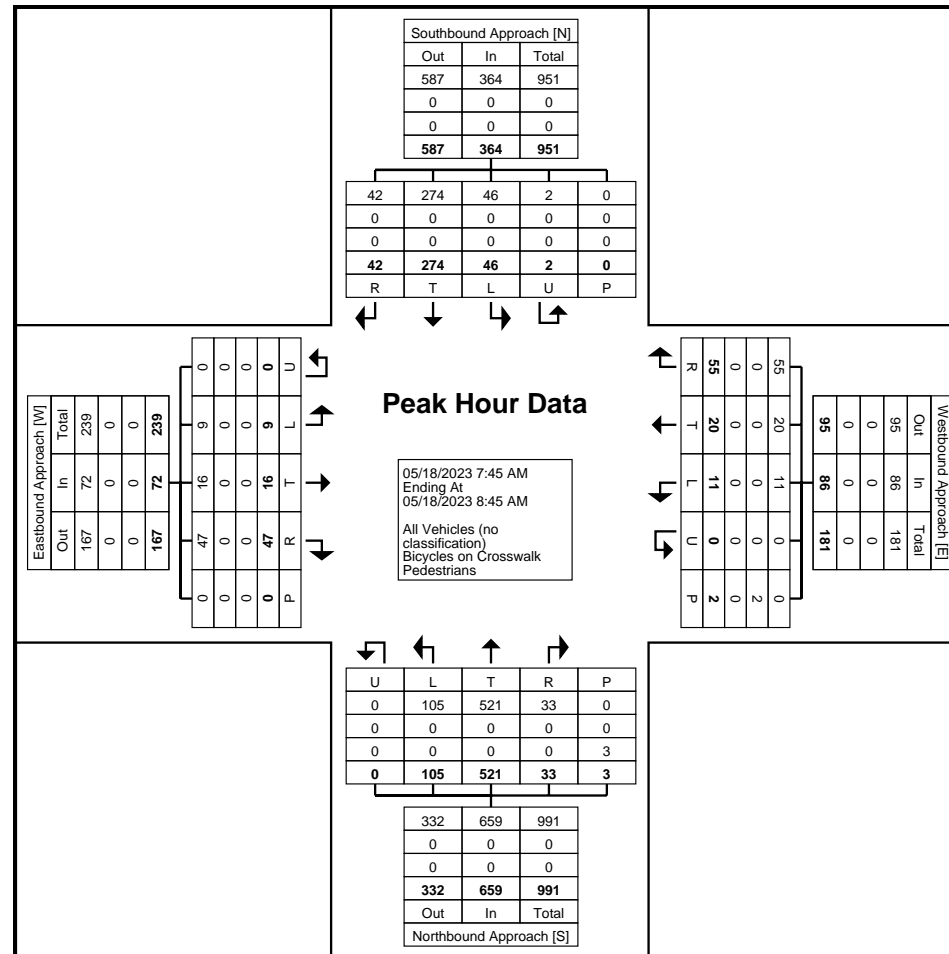




City of Lloydminster  
4420-50 Avenue

Lloydminster, Alberta, Canada T9V 0W2  
(780) 875-6184 waguinaldo@lloydminster.ca

Count Name: 43 Street and 62 Avenue  
Site Code: 4362  
Start Date: 05/18/2023  
Page No: 5



Turning Movement Peak Hour Data Plot (7:45 AM)



City of Lloydminster  
4420-50 Avenue

Lloydminster, Alberta, Canada T9V 0W2  
(780) 875-6184 waguinaldo@lloydminster.ca

Count Name: 43 Street and 62 Avenue  
Site Code: 4362  
Start Date: 05/18/2023  
Page No: 6

### Turning Movement Peak Hour Data (12:15 PM)

Start Time	Southbound Approach Southbound						Westbound Approach Westbound						Northbound Approach Northbound						Eastbound Approach Eastbound						Int. Total
	Right	Thru	Left	U-Turn	Peds	App. Total	Right	Thru	Left	U-Turn	Peds	App. Total	Right	Thru	Left	U-Turn	Peds	App. Total	Right	Thru	Left	U-Turn	Peds	App. Total	
12:15 PM	0	94	21	2	2	117	11	11	0	0	1	22	1	88	12	0	0	101	7	9	8	1	0	25	265
12:30 PM	14	74	8	0	0	96	15	22	0	0	1	37	4	87	20	0	1	111	16	11	5	0	1	32	276
12:45 PM	12	74	19	0	1	105	18	5	0	0	1	23	5	116	28	1	4	150	17	7	4	0	1	28	306
1:00 PM	13	72	18	0	0	103	14	13	1	0	1	28	11	103	21	0	0	135	23	11	2	0	0	36	302
<b>Total</b>	<b>39</b>	<b>314</b>	<b>66</b>	<b>2</b>	<b>3</b>	<b>421</b>	<b>58</b>	<b>51</b>	<b>1</b>	<b>0</b>	<b>4</b>	<b>110</b>	<b>21</b>	<b>394</b>	<b>81</b>	<b>1</b>	<b>5</b>	<b>497</b>	<b>63</b>	<b>38</b>	<b>19</b>	<b>1</b>	<b>2</b>	<b>121</b>	<b>1149</b>
<b>Approach %</b>	<b>9.3</b>	<b>74.6</b>	<b>15.7</b>	<b>0.5</b>	<b>-</b>	<b>-</b>	<b>52.7</b>	<b>46.4</b>	<b>0.9</b>	<b>0.0</b>	<b>-</b>	<b>-</b>	<b>4.2</b>	<b>79.3</b>	<b>16.3</b>	<b>0.2</b>	<b>-</b>	<b>-</b>	<b>52.1</b>	<b>31.4</b>	<b>15.7</b>	<b>0.8</b>	<b>-</b>	<b>-</b>	<b>-</b>
<b>Total %</b>	<b>3.4</b>	<b>27.3</b>	<b>5.7</b>	<b>0.2</b>	<b>-</b>	<b>36.6</b>	<b>5.0</b>	<b>4.4</b>	<b>0.1</b>	<b>0.0</b>	<b>-</b>	<b>9.6</b>	<b>1.8</b>	<b>34.3</b>	<b>7.0</b>	<b>0.1</b>	<b>-</b>	<b>43.3</b>	<b>5.5</b>	<b>3.3</b>	<b>1.7</b>	<b>0.1</b>	<b>-</b>	<b>10.5</b>	<b>-</b>
<b>PHF</b>	<b>0.696</b>	<b>0.835</b>	<b>0.786</b>	<b>0.250</b>	<b>-</b>	<b>0.900</b>	<b>0.806</b>	<b>0.580</b>	<b>0.250</b>	<b>0.000</b>	<b>-</b>	<b>0.743</b>	<b>0.477</b>	<b>0.849</b>	<b>0.723</b>	<b>0.250</b>	<b>-</b>	<b>0.828</b>	<b>0.685</b>	<b>0.864</b>	<b>0.594</b>	<b>0.250</b>	<b>-</b>	<b>0.840</b>	<b>0.939</b>
All Vehicles (no classification)	39	314	66	2	-	421	58	51	1	0	-	110	21	394	81	1	-	497	63	38	19	1	-	121	1149
% All Vehicles (no classification)	100.0	100.0	100.0	100.0	-	100.0	100.0	100.0	100.0	-	-	100.0	100.0	100.0	100.0	100.0	-	100.0	100.0	100.0	100.0	100.0	-	100.0	100.0
Bicycles on Crosswalk	-	-	-	-	2	-	-	-	-	-	2	-	-	-	-	-	3	-	-	-	-	-	1	-	-
% Bicycles on Crosswalk	-	-	-	-	66.7	-	-	-	-	-	50.0	-	-	-	-	-	60.0	-	-	-	-	-	50.0	-	-
Pedestrians	-	-	-	-	1	-	-	-	-	-	2	-	-	-	-	-	2	-	-	-	-	-	1	-	-
% Pedestrians	-	-	-	-	33.3	-	-	-	-	-	50.0	-	-	-	-	-	40.0	-	-	-	-	-	50.0	-	-

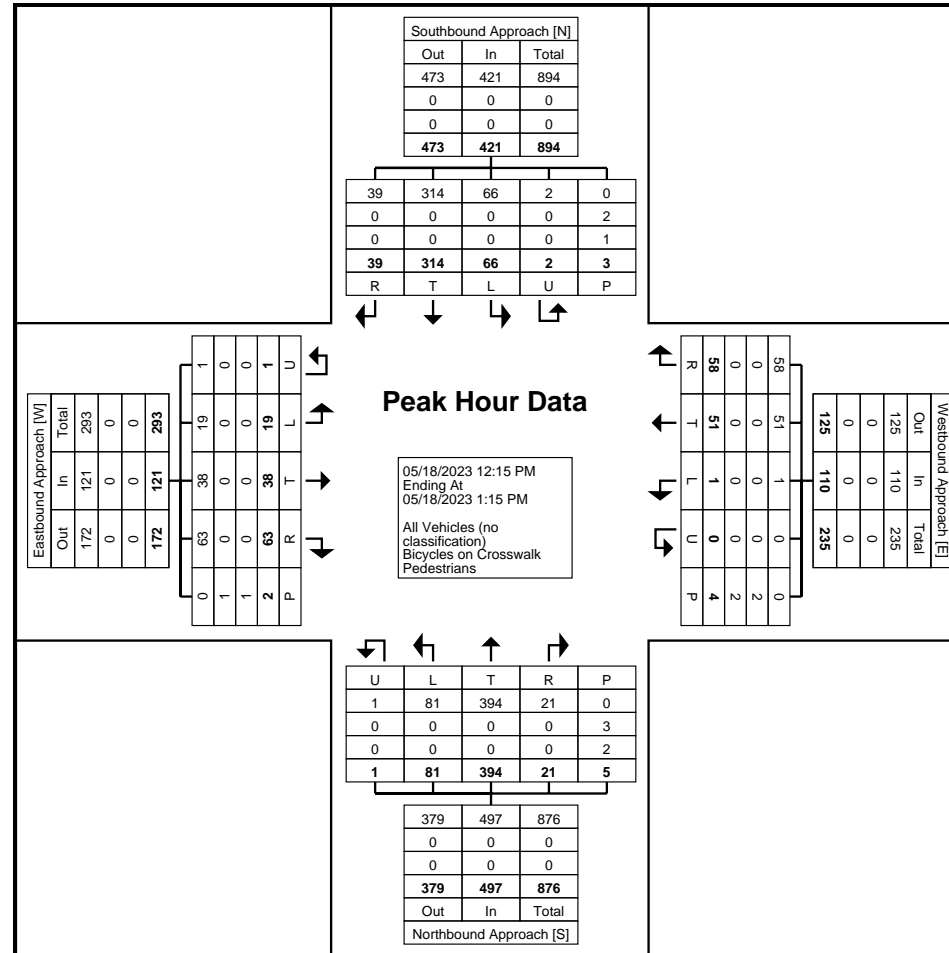




City of Lloydminster  
4420-50 Avenue

Lloydminster, Alberta, Canada T9V 0W2  
(780) 875-6184 waguinaldo@lloydminster.ca

Count Name: 43 Street and 62 Avenue  
Site Code: 4362  
Start Date: 05/18/2023  
Page No: 7



Turning Movement Peak Hour Data Plot (12:15 PM)

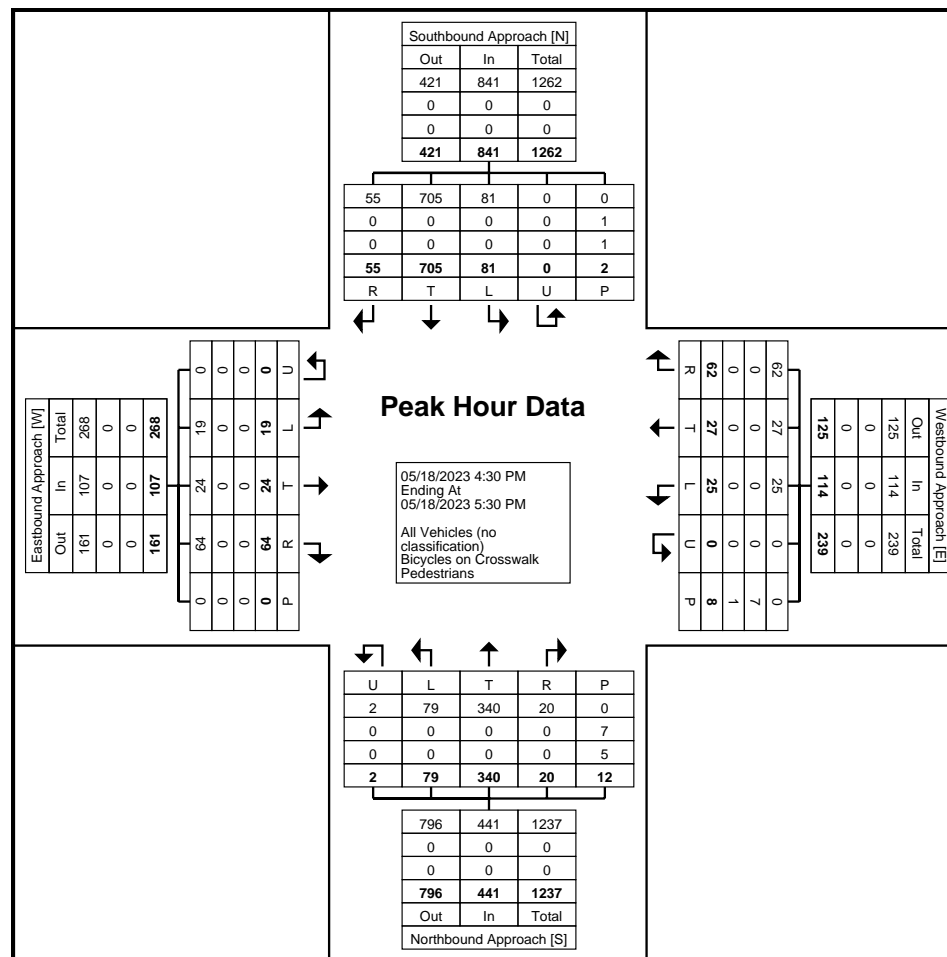




City of Lloydminster  
4420-50 Avenue

Lloydminster, Alberta, Canada T9V 0W2  
(780) 875-6184 waguinaldo@lloydminster.ca

Count Name: 43 Street and 62 Avenue  
Site Code: 4362  
Start Date: 05/18/2023  
Page No: 9



Turning Movement Peak Hour Data Plot (4:30 PM)



City of Lloydminster  
4420-50 Avenue

Lloydminster, Alberta, Canada T9V 0W2  
(780) 875-6184 waguinaldo@lloydminster.ca

Count Name: 44 Street and 45 Avenue  
Site Code: 4445  
Start Date: 06/19/2023  
Page No: 1

### Turning Movement Data

Start Time	Southbound Approach Southbound						Westbound Approach Westbound						Northbound Approach Northbound						Eastbound Approach Eastbound						Int. Total	
	Right	Thru	Left	U-Turn	Peds	App. Total	Right	Thru	Left	U-Turn	Peds	App. Total	Right	Thru	Left	U-Turn	Peds	App. Total	Right	Thru	Left	U-Turn	Peds	App. Total		
7:00 AM	4	3	9	0	1	16	2	53	7	0	0	62	7	5	1	0	0	13	17	57	1	0	0	75	166	
7:15 AM	5	6	9	0	1	20	5	48	4	0	0	57	12	0	7	0	0	19	15	54	2	0	0	71	167	
7:30 AM	7	2	10	0	0	19	2	69	9	0	0	80	12	5	11	0	0	28	21	58	0	0	0	79	206	
7:45 AM	7	3	7	0	0	17	14	76	11	0	0	101	8	13	17	0	0	38	9	82	3	0	0	94	250	
Hourly Total	23	14	35	0	2	72	23	246	31	0	0	300	39	23	36	0	0	98	62	251	6	0	0	319	789	
8:00 AM	7	9	8	0	0	24	9	85	6	0	0	100	7	10	18	0	0	35	14	67	7	0	1	88	247	
8:15 AM	8	7	8	0	0	23	6	66	5	0	0	77	6	14	7	0	0	27	14	57	12	0	4	83	210	
8:30 AM	12	11	8	0	0	31	8	81	5	0	0	94	7	4	14	0	0	25	7	65	21	0	6	93	243	
8:45 AM	16	13	9	0	0	38	13	86	6	0	0	105	3	13	12	0	8	28	8	64	12	0	2	84	255	
Hourly Total	43	40	33	0	0	116	36	318	22	0	0	376	23	41	51	0	8	115	43	253	52	0	13	348	955	
*** BREAK ***	-	-	-	-	-	-	-	-	-	-	-	-	-	-	-	-	-	-	-	-	-	-	-	-	-	-
11:30 AM	7	13	5	0	1	25	5	90	2	0	0	97	7	8	10	0	0	25	13	94	3	0	1	110	257	
11:45 AM	7	0	5	0	0	12	3	101	6	0	0	110	6	5	14	0	0	25	8	91	4	0	2	103	250	
Hourly Total	14	13	10	0	1	37	8	191	8	0	0	207	13	13	24	0	0	50	21	185	7	0	3	213	507	
12:00 PM	8	15	4	0	0	27	9	122	6	0	0	137	8	9	31	0	0	48	15	119	3	0	2	137	349	
12:15 PM	7	8	8	0	0	23	6	105	3	0	3	114	3	8	13	0	0	24	12	128	6	0	3	146	307	
12:30 PM	8	5	6	0	0	19	6	121	3	0	0	130	5	2	17	0	0	24	18	109	6	0	1	133	306	
12:45 PM	11	8	15	0	0	34	11	119	6	0	3	136	4	6	13	0	0	23	17	100	11	0	0	128	321	
Hourly Total	34	36	33	0	0	103	32	467	18	0	6	517	20	25	74	0	0	119	62	456	26	0	6	544	1283	
1:00 PM	8	7	14	0	0	29	3	82	6	0	1	91	7	10	17	0	0	34	25	96	7	0	0	128	282	
1:15 PM	8	6	10	0	0	24	12	79	4	0	0	95	4	9	6	0	0	19	21	109	5	0	0	135	273	
*** BREAK ***	-	-	-	-	-	-	-	-	-	-	-	-	-	-	-	-	-	-	-	-	-	-	-	-	-	-
Hourly Total	16	13	24	0	0	53	15	161	10	0	1	186	11	19	23	0	0	53	46	205	12	0	0	263	555	
4:00 PM	10	6	3	0	2	19	10	121	7	0	1	138	10	12	26	0	0	48	17	109	4	0	1	130	335	
4:15 PM	8	7	13	0	0	28	6	156	4	0	0	166	9	10	23	0	0	42	17	117	9	0	0	143	379	
4:30 PM	10	7	12	0	0	29	11	145	8	0	0	164	13	8	33	0	0	54	12	100	8	0	0	120	367	
4:45 PM	12	14	16	0	0	42	5	114	3	0	0	122	7	8	25	0	0	40	12	128	9	0	0	149	353	
Hourly Total	40	34	44	0	2	118	32	536	22	0	1	590	39	38	107	0	0	184	58	454	30	0	1	542	1434	
5:00 PM	7	8	8	0	0	23	16	145	7	0	0	168	15	11	33	0	0	59	16	116	16	0	0	148	398	
5:15 PM	9	15	7	0	0	31	11	121	4	0	0	136	7	11	12	0	0	30	19	139	33	0	1	191	388	
5:30 PM	8	6	7	0	0	21	14	95	8	0	0	117	4	15	10	0	0	29	10	104	28	0	1	142	309	
5:45 PM	10	3	8	0	0	21	7	88	4	0	1	99	9	14	8	0	0	31	17	122	20	0	1	159	310	
Hourly Total	34	32	30	0	0	96	48	449	23	0	1	520	35	51	63	0	0	149	62	481	97	0	3	640	1405	
Grand Total	204	182	209	0	5	595	194	2368	134	0	9	2696	180	210	378	0	8	768	354	2285	230	0	26	2869	6928	
Approach %	34.3	30.6	35.1	0.0	-	-	7.2	87.8	5.0	0.0	-	-	23.4	27.3	49.2	0.0	-	-	12.3	79.6	8.0	0.0	-	-	-	

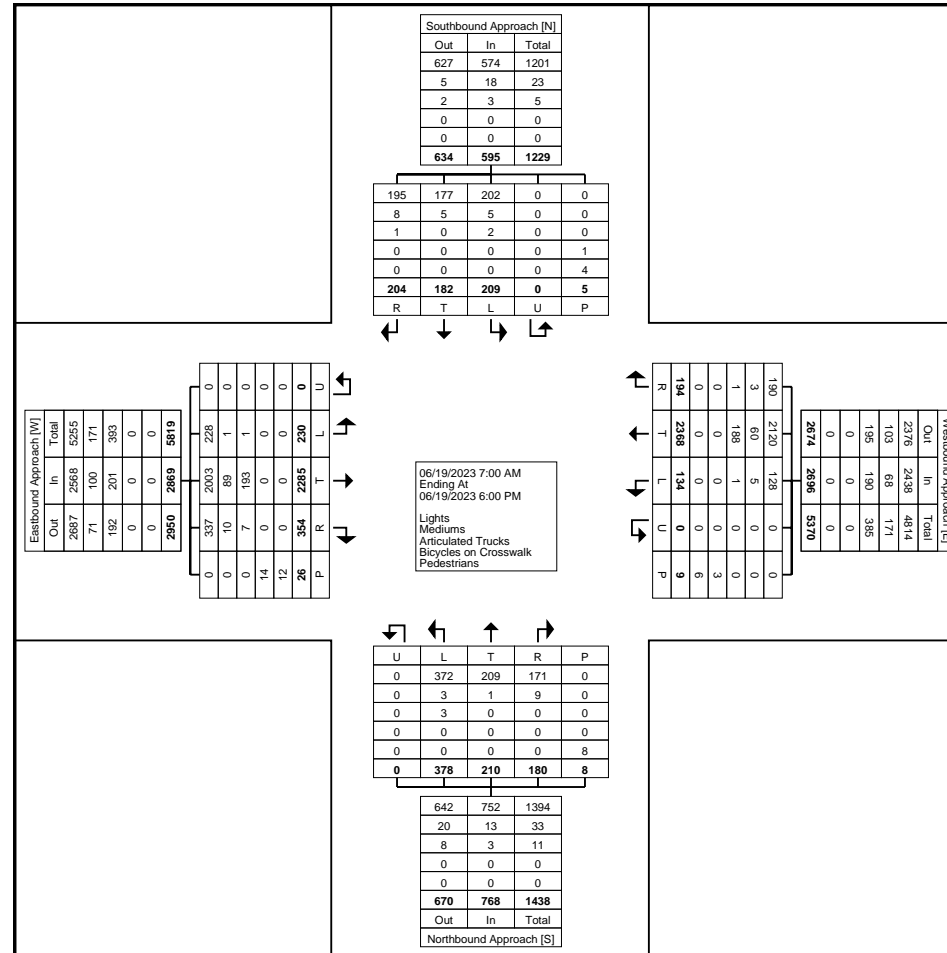
Total %	2.9	2.6	3.0	0.0	-	8.6	2.8	34.2	1.9	0.0	-	38.9	2.6	3.0	5.5	0.0	-	11.1	5.1	33.0	3.3	0.0	-	41.4	-
Lights	195	177	202	0	-	574	190	2120	128	0	-	2438	171	209	372	0	-	752	337	2003	228	0	-	2568	6332
% Lights	95.6	97.3	96.7	-	-	96.5	97.9	89.5	95.5	-	-	90.4	95.0	99.5	98.4	-	-	97.9	95.2	87.7	99.1	-	-	89.5	91.4
Mediums	8	5	5	0	-	18	3	60	5	0	-	68	9	1	3	0	-	13	10	89	1	0	-	100	199
% Mediums	3.9	2.7	2.4	-	-	3.0	1.5	2.5	3.7	-	-	2.5	5.0	0.5	0.8	-	-	1.7	2.8	3.9	0.4	-	-	3.5	2.9
Articulated Trucks	1	0	2	0	-	3	1	188	1	0	-	190	0	0	3	0	-	3	7	193	1	0	-	201	397
% Articulated Trucks	0.5	0.0	1.0	-	-	0.5	0.5	7.9	0.7	-	-	7.0	0.0	0.0	0.8	-	-	0.4	2.0	8.4	0.4	-	-	7.0	5.7
Bicycles on Crosswalk	-	-	-	-	1	-	-	-	-	-	3	-	-	-	-	-	0	-	-	-	-	-	14	-	-
% Bicycles on Crosswalk	-	-	-	-	20.0	-	-	-	-	-	33.3	-	-	-	-	-	0.0	-	-	-	-	-	53.8	-	-
Pedestrians	-	-	-	-	4	-	-	-	-	-	6	-	-	-	-	-	8	-	-	-	-	-	12	-	-
% Pedestrians	-	-	-	-	80.0	-	-	-	-	-	66.7	-	-	-	-	-	100.0	-	-	-	-	-	46.2	-	-



City of Lloydminster  
4420-50 Avenue

Lloydminster, Alberta, Canada T9V 0W2  
(780) 875-6184 waguinaldo@lloydminster.ca

Count Name: 44 Street and 45 Avenue  
Site Code: 4445  
Start Date: 06/19/2023  
Page No: 3



Turning Movement Data Plot



City of Lloydminster  
4420-50 Avenue

Lloydminster, Alberta, Canada T9V 0W2  
(780) 875-6184 waguinaldo@lloydminster.ca

Count Name: 44 Street and 45 Avenue  
Site Code: 4445  
Start Date: 06/19/2023  
Page No: 4

### Turning Movement Peak Hour Data (8:00 AM)

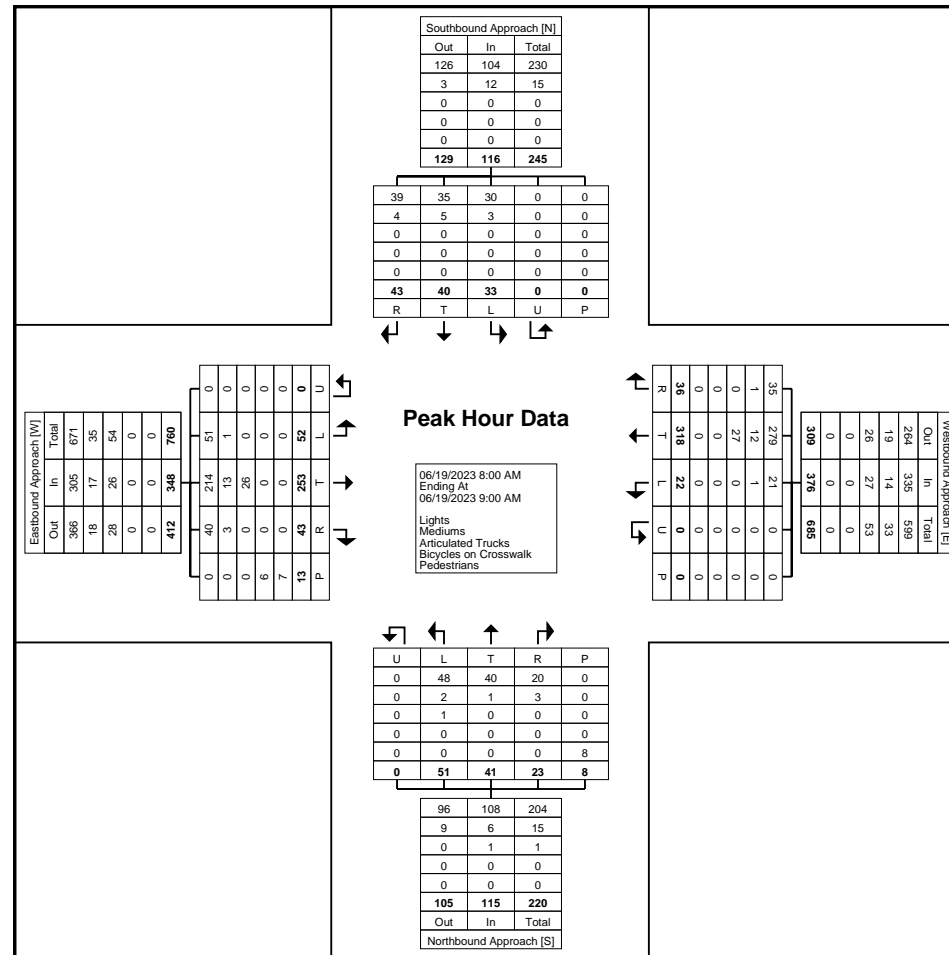
Start Time	Southbound Approach Southbound						Westbound Approach Westbound						Northbound Approach Northbound						Eastbound Approach Eastbound						Int. Total
	Right	Thru	Left	U-Turn	Peds	App. Total	Right	Thru	Left	U-Turn	Peds	App. Total	Right	Thru	Left	U-Turn	Peds	App. Total	Right	Thru	Left	U-Turn	Peds	App. Total	
8:00 AM	7	9	8	0	0	24	9	85	6	0	0	100	7	10	18	0	0	35	14	67	7	0	1	88	247
8:15 AM	8	7	8	0	0	23	6	66	5	0	0	77	6	14	7	0	0	27	14	57	12	0	4	83	210
8:30 AM	12	11	8	0	0	31	8	81	5	0	0	94	7	4	14	0	0	25	7	65	21	0	6	93	243
8:45 AM	16	13	9	0	0	38	13	86	6	0	0	105	3	13	12	0	8	28	8	64	12	0	2	84	255
Total	43	40	33	0	0	116	36	318	22	0	0	376	23	41	51	0	8	115	43	253	52	0	13	348	955
Approach %	37.1	34.5	28.4	0.0	-	-	9.6	84.6	5.9	0.0	-	-	20.0	35.7	44.3	0.0	-	-	12.4	72.7	14.9	0.0	-	-	-
Total %	4.5	4.2	3.5	0.0	-	12.1	3.8	33.3	2.3	0.0	-	39.4	2.4	4.3	5.3	0.0	-	12.0	4.5	26.5	5.4	0.0	-	36.4	-
PHF	0.672	0.769	0.917	0.000	-	0.763	0.692	0.924	0.917	0.000	-	0.895	0.821	0.732	0.708	0.000	-	0.821	0.768	0.944	0.619	0.000	-	0.935	0.936
Lights	39	35	30	0	-	104	35	279	21	0	-	335	20	40	48	0	-	108	40	214	51	0	-	305	852
% Lights	90.7	87.5	90.9	-	-	89.7	97.2	87.7	95.5	-	-	89.1	87.0	97.6	94.1	-	-	93.9	93.0	84.6	98.1	-	-	87.6	89.2
Mediums	4	5	3	0	-	12	1	12	1	0	-	14	3	1	2	0	-	6	3	13	1	0	-	17	49
% Mediums	9.3	12.5	9.1	-	-	10.3	2.8	3.8	4.5	-	-	3.7	13.0	2.4	3.9	-	-	5.2	7.0	5.1	1.9	-	-	4.9	5.1
Articulated Trucks	0	0	0	0	-	0	0	27	0	0	-	27	0	0	1	0	-	1	0	26	0	0	-	26	54
% Articulated Trucks	0.0	0.0	0.0	-	-	0.0	0.0	8.5	0.0	-	-	7.2	0.0	0.0	2.0	-	-	0.9	0.0	10.3	0.0	-	-	7.5	5.7
Bicycles on Crosswalk	-	-	-	-	0	-	-	-	-	-	0	-	-	-	-	-	0	-	-	-	-	-	6	-	-
% Bicycles on Crosswalk	-	-	-	-	-	-	-	-	-	-	-	-	-	-	-	-	0.0	-	-	-	-	-	46.2	-	-
Pedestrians	-	-	-	-	0	-	-	-	-	-	0	-	-	-	-	-	8	-	-	-	-	-	7	-	-
% Pedestrians	-	-	-	-	-	-	-	-	-	-	-	-	-	-	-	-	100.0	-	-	-	-	-	53.8	-	-



City of Lloydminster  
4420-50 Avenue

Lloydminster, Alberta, Canada T9V 0W2  
(780) 875-6184 waguinaldo@lloydminster.ca

Count Name: 44 Street and 45 Avenue  
Site Code: 4445  
Start Date: 06/19/2023  
Page No: 5



Turning Movement Peak Hour Data Plot (8:00 AM)





City of Lloydminster  
4420-50 Avenue

Lloydminster, Alberta, Canada T9V 0W2  
(780) 875-6184 waguinaldo@lloydminster.ca

Count Name: 44 Street and 45 Avenue  
Site Code: 4445  
Start Date: 06/19/2023  
Page No: 6

### Turning Movement Peak Hour Data (12:00 PM)

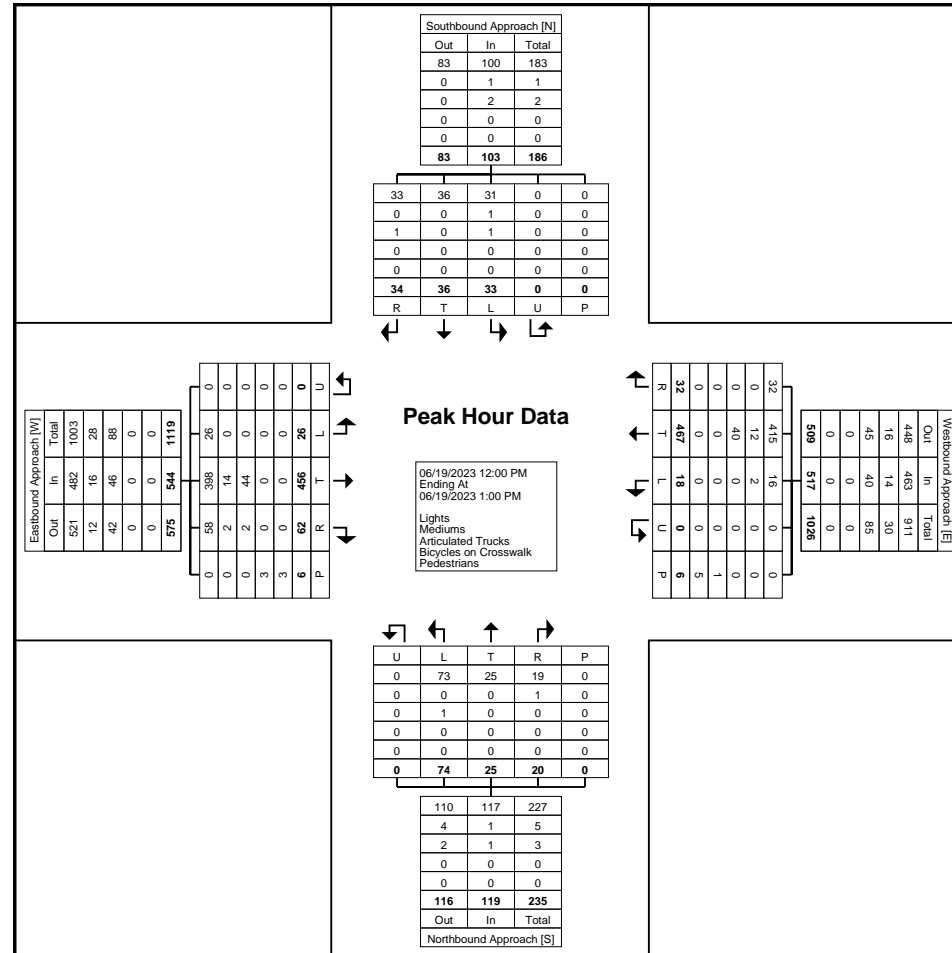
Start Time	Southbound Approach Southbound						Westbound Approach Westbound						Northbound Approach Northbound						Eastbound Approach Eastbound						Int. Total
	Right	Thru	Left	U-Turn	Peds	App. Total	Right	Thru	Left	U-Turn	Peds	App. Total	Right	Thru	Left	U-Turn	Peds	App. Total	Right	Thru	Left	U-Turn	Peds	App. Total	
12:00 PM	8	15	4	0	0	27	9	122	6	0	0	137	8	9	31	0	0	48	15	119	3	0	2	137	349
12:15 PM	7	8	8	0	0	23	6	105	3	0	3	114	3	8	13	0	0	24	12	128	6	0	3	146	307
12:30 PM	8	5	6	0	0	19	6	121	3	0	0	130	5	2	17	0	0	24	18	109	6	0	1	133	306
12:45 PM	11	8	15	0	0	34	11	119	6	0	3	136	4	6	13	0	0	23	17	100	11	0	0	128	321
Total	34	36	33	0	0	103	32	467	18	0	6	517	20	25	74	0	0	119	62	456	26	0	6	544	1283
Approach %	33.0	35.0	32.0	0.0	-	-	6.2	90.3	3.5	0.0	-	-	16.8	21.0	62.2	0.0	-	-	11.4	83.8	4.8	0.0	-	-	-
Total %	2.7	2.8	2.6	0.0	-	8.0	2.5	36.4	1.4	0.0	-	40.3	1.6	1.9	5.8	0.0	-	9.3	4.8	35.5	2.0	0.0	-	42.4	-
PHF	0.773	0.600	0.550	0.000	-	0.757	0.727	0.957	0.750	0.000	-	0.943	0.625	0.694	0.597	0.000	-	0.620	0.861	0.891	0.591	0.000	-	0.932	0.919
Lights	33	36	31	0	-	100	32	415	16	0	-	463	19	25	73	0	-	117	58	398	26	0	-	482	1162
% Lights	97.1	100.0	93.9	-	-	97.1	100.0	88.9	88.9	-	-	89.6	95.0	100.0	98.6	-	-	98.3	93.5	87.3	100.0	-	-	88.6	90.6
Mediums	0	0	1	0	-	1	0	12	2	0	-	14	1	0	0	0	-	1	2	14	0	0	-	16	32
% Mediums	0.0	0.0	3.0	-	-	1.0	0.0	2.6	11.1	-	-	2.7	5.0	0.0	0.0	-	-	0.8	3.2	3.1	0.0	-	-	2.9	2.5
Articulated Trucks	1	0	1	0	-	2	0	40	0	0	-	40	0	0	1	0	-	1	2	44	0	0	-	46	89
% Articulated Trucks	2.9	0.0	3.0	-	-	1.9	0.0	8.6	0.0	-	-	7.7	0.0	0.0	1.4	-	-	0.8	3.2	9.6	0.0	-	-	8.5	6.9
Bicycles on Crosswalk	-	-	-	-	0	-	-	-	-	-	1	-	-	-	-	-	0	-	-	-	-	-	3	-	-
% Bicycles on Crosswalk	-	-	-	-	-	-	-	-	-	-	16.7	-	-	-	-	-	-	-	-	-	-	-	50.0	-	-
Pedestrians	-	-	-	-	0	-	-	-	-	-	5	-	-	-	-	-	0	-	-	-	-	-	3	-	-
% Pedestrians	-	-	-	-	-	-	-	-	-	-	83.3	-	-	-	-	-	-	-	-	-	-	-	50.0	-	-



City of Lloydminster  
4420-50 Avenue

Lloydminster, Alberta, Canada T9V 0W2  
(780) 875-6184 waguinaldo@lloydminster.ca

Count Name: 44 Street and 45 Avenue  
Site Code: 4445  
Start Date: 06/19/2023  
Page No: 7



Turning Movement Peak Hour Data Plot (12:00 PM)



City of Lloydminster  
4420-50 Avenue

Lloydminster, Alberta, Canada T9V 0W2  
(780) 875-6184 waguinaldo@lloydminster.ca

Count Name: 44 Street and 45 Avenue  
Site Code: 4445  
Start Date: 06/19/2023  
Page No: 8

### Turning Movement Peak Hour Data (4:30 PM)

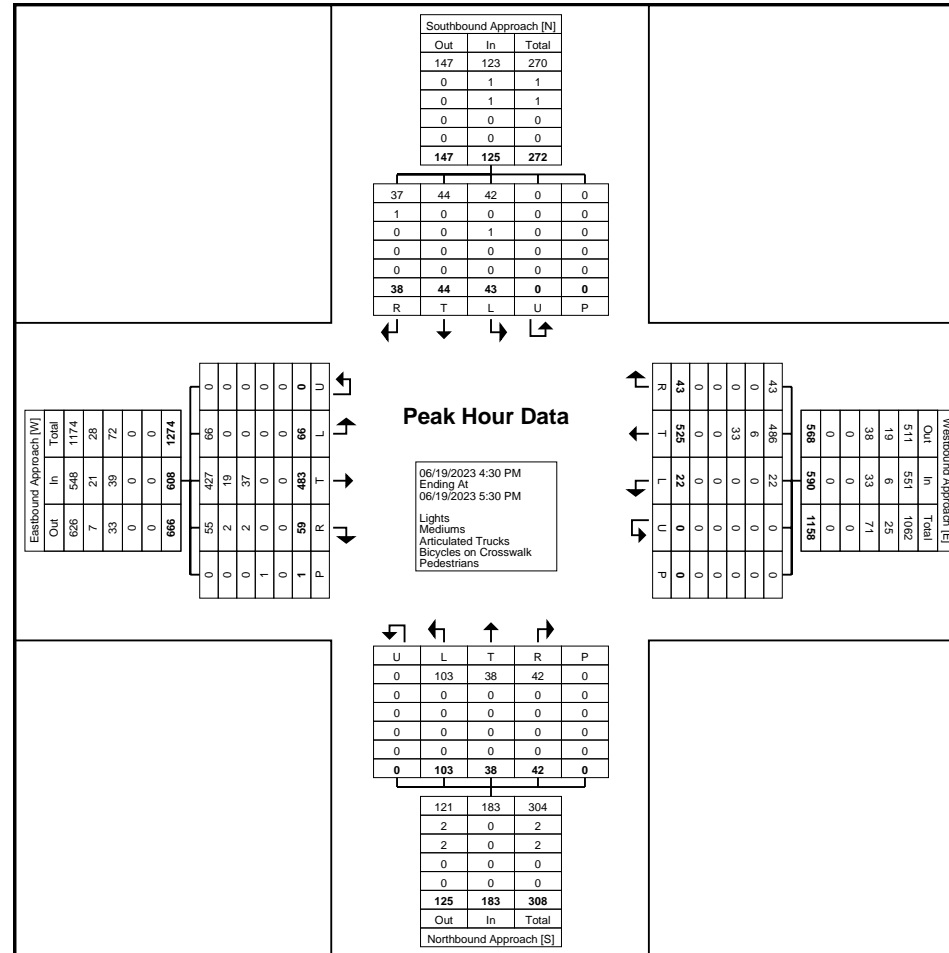
Start Time	Southbound Approach Southbound						Westbound Approach Westbound						Northbound Approach Northbound						Eastbound Approach Eastbound						Int. Total
	Right	Thru	Left	U-Turn	Peds	App. Total	Right	Thru	Left	U-Turn	Peds	App. Total	Right	Thru	Left	U-Turn	Peds	App. Total	Right	Thru	Left	U-Turn	Peds	App. Total	
4:30 PM	10	7	12	0	0	29	11	145	8	0	0	164	13	8	33	0	0	54	12	100	8	0	0	120	367
4:45 PM	12	14	16	0	0	42	5	114	3	0	0	122	7	8	25	0	0	40	12	128	9	0	0	149	353
5:00 PM	7	8	8	0	0	23	16	145	7	0	0	168	15	11	33	0	0	59	16	116	16	0	0	148	398
5:15 PM	9	15	7	0	0	31	11	121	4	0	0	136	7	11	12	0	0	30	19	139	33	0	1	191	388
Total	38	44	43	0	0	125	43	525	22	0	0	590	42	38	103	0	0	183	59	483	66	0	1	608	1506
Approach %	30.4	35.2	34.4	0.0	-	-	7.3	89.0	3.7	0.0	-	-	23.0	20.8	56.3	0.0	-	-	9.7	79.4	10.9	0.0	-	-	-
Total %	2.5	2.9	2.9	0.0	-	8.3	2.9	34.9	1.5	0.0	-	39.2	2.8	2.5	6.8	0.0	-	12.2	3.9	32.1	4.4	0.0	-	40.4	-
PHF	0.792	0.733	0.672	0.000	-	0.744	0.672	0.905	0.688	0.000	-	0.878	0.700	0.864	0.780	0.000	-	0.775	0.776	0.869	0.500	0.000	-	0.796	0.946
Lights	37	44	42	0	-	123	43	486	22	0	-	551	42	38	103	0	-	183	55	427	66	0	-	548	1405
% Lights	97.4	100.0	97.7	-	-	98.4	100.0	92.6	100.0	-	-	93.4	100.0	100.0	100.0	-	-	100.0	93.2	88.4	100.0	-	-	90.1	93.3
Mediums	1	0	0	0	-	1	0	6	0	0	-	6	0	0	0	0	-	0	2	19	0	0	-	21	28
% Mediums	2.6	0.0	0.0	-	-	0.8	0.0	1.1	0.0	-	-	1.0	0.0	0.0	0.0	-	-	0.0	3.4	3.9	0.0	-	-	3.5	1.9
Articulated Trucks	0	0	1	0	-	1	0	33	0	0	-	33	0	0	0	0	-	0	2	37	0	0	-	39	73
% Articulated Trucks	0.0	0.0	2.3	-	-	0.8	0.0	6.3	0.0	-	-	5.6	0.0	0.0	0.0	-	-	0.0	3.4	7.7	0.0	-	-	6.4	4.8
Bicycles on Crosswalk	-	-	-	-	0	-	-	-	-	-	0	-	-	-	-	-	0	-	-	-	-	-	1	-	-
% Bicycles on Crosswalk	-	-	-	-	-	-	-	-	-	-	-	-	-	-	-	-	-	-	-	-	-	-	100.0	-	-
Pedestrians	-	-	-	-	0	-	-	-	-	-	0	-	-	-	-	-	0	-	-	-	-	-	0	-	-
% Pedestrians	-	-	-	-	-	-	-	-	-	-	-	-	-	-	-	-	-	-	-	-	-	-	0.0	-	-



City of Lloydminster  
4420-50 Avenue

Lloydminster, Alberta, Canada T9V 0W2  
(780) 875-6184 waguinaldo@lloydminster.ca

Count Name: 44 Street and 45 Avenue  
Site Code: 4445  
Start Date: 06/19/2023  
Page No: 9



Turning Movement Peak Hour Data Plot (4:30 PM)



City of Lloydminster  
4420-50 Avenue

Lloydminster, Alberta, Canada T9V 0W2  
(780) 875-6184 waguinaldo@lloydminster.ca

Count Name: 44 Street and 52 Avenue  
Site Code: 4452  
Start Date: 05/29/2023  
Page No: 1

### Turning Movement Data

Start Time	Southbound Approach Southbound						Westbound Approach Westbound						Northbound Approach Northbound						Eastbound Approach Eastbound						Int. Total
	Right	Thru	Left	U-Turn	Peds	App. Total	Right	Thru	Left	U-Turn	Peds	App. Total	Right	Thru	Left	U-Turn	Peds	App. Total	Right	Thru	Left	U-Turn	Peds	App. Total	
7:00 AM	4	3	4	0	0	11	1	76	2	0	0	79	2	8	4	0	0	14	6	67	8	0	0	81	185
7:15 AM	4	5	1	0	0	10	9	63	2	0	0	74	3	1	4	0	0	8	11	61	9	0	0	81	173
7:30 AM	7	3	11	0	0	21	15	87	5	0	0	107	8	9	16	0	0	33	8	101	21	0	0	130	291
7:45 AM	18	17	15	0	0	50	18	113	1	0	1	132	4	16	10	0	0	30	8	110	44	0	1	162	374
Hourly Total	33	28	31	0	0	92	43	339	10	0	1	392	17	34	34	0	0	85	33	339	82	0	1	454	1023
8:00 AM	12	6	12	0	0	30	20	105	11	0	0	136	11	20	9	0	0	40	7	94	39	0	3	140	346
8:15 AM	12	20	16	0	0	48	7	117	8	0	4	132	6	11	11	0	0	28	7	98	33	0	1	138	346
8:30 AM	5	13	17	0	0	35	11	108	12	0	2	131	17	16	14	0	0	47	18	98	32	0	2	148	361
8:45 AM	23	11	10	0	0	44	13	118	5	0	0	136	7	6	13	0	1	26	16	90	44	0	1	150	356
Hourly Total	52	50	55	0	0	157	51	448	36	0	6	535	41	53	47	0	1	141	48	380	148	0	7	576	1409
*** BREAK ***	-	-	-	-	-	-	-	-	-	-	-	-	-	-	-	-	-	-	-	-	-	-	-	-	-
11:30 AM	35	23	13	0	1	71	11	133	19	0	0	163	15	19	37	0	2	71	44	147	22	0	4	213	518
11:45 AM	38	37	14	0	5	89	12	154	26	0	3	192	17	16	30	0	1	63	33	131	35	1	3	200	544
Hourly Total	73	60	27	0	6	160	23	287	45	0	3	355	32	35	67	0	3	134	77	278	57	1	7	413	1062
12:00 PM	55	29	23	0	0	107	12	185	28	0	1	225	29	28	27	0	1	84	33	157	35	0	2	225	641
12:15 PM	46	28	18	0	0	92	13	170	32	0	0	215	11	20	37	0	2	68	49	147	35	0	2	231	606
12:30 PM	30	16	15	0	1	61	10	118	18	0	1	146	22	22	37	0	0	81	32	163	34	0	4	229	517
12:45 PM	41	16	13	0	0	70	13	143	18	0	2	174	16	26	39	0	0	81	33	154	60	0	1	247	572
Hourly Total	172	89	69	0	1	330	48	616	96	0	4	760	78	96	140	0	3	314	147	621	164	0	9	932	2336
1:00 PM	23	25	16	0	1	64	16	157	13	0	0	186	19	31	35	0	0	85	38	157	46	0	5	241	576
1:15 PM	46	31	10	0	0	87	11	132	18	0	1	161	13	20	36	0	0	69	43	139	50	0	3	232	549
*** BREAK ***	-	-	-	-	-	-	-	-	-	-	-	-	-	-	-	-	-	-	-	-	-	-	-	-	-
Hourly Total	69	56	26	0	1	151	27	289	31	0	1	347	32	51	71	0	0	154	81	296	96	0	8	473	1125
4:00 PM	37	24	11	0	2	72	13	174	32	0	2	219	12	18	28	0	0	58	38	157	39	0	4	234	583
4:15 PM	38	28	23	0	0	89	15	160	22	0	4	197	21	27	28	0	1	76	30	158	37	0	0	225	587
4:30 PM	60	41	22	0	3	123	17	161	30	0	3	208	29	17	29	0	3	75	35	181	25	0	0	241	647
4:45 PM	39	31	18	0	1	88	9	196	23	0	3	228	25	19	34	0	0	78	32	141	40	0	1	213	607
Hourly Total	174	124	74	0	6	372	54	691	107	0	12	852	87	81	119	0	4	287	135	637	141	0	5	913	2424
5:00 PM	48	29	21	0	0	98	14	162	27	0	1	203	19	13	36	0	2	68	35	187	29	0	0	251	620
5:15 PM	54	42	26	0	0	122	16	178	36	0	2	230	23	11	31	0	0	65	32	184	35	0	0	251	668
5:30 PM	36	20	18	0	1	74	18	160	29	0	2	207	27	18	39	0	0	84	35	173	24	0	0	232	597
5:45 PM	19	21	12	0	3	52	9	136	16	0	3	161	14	13	34	0	3	61	31	135	30	0	3	196	470
Hourly Total	157	112	77	0	4	346	57	636	108	0	8	801	83	55	140	0	5	278	133	679	118	0	3	930	2355
Grand Total	730	519	359	0	18	1608	303	3306	433	0	35	4042	370	405	618	0	16	1393	654	3230	806	1	40	4691	11734
Approach %	45.4	32.3	22.3	0.0	-	-	7.5	81.8	10.7	0.0	-	-	26.6	29.1	44.4	0.0	-	-	13.9	68.9	17.2	0.0	-	-	-

Total %	6.2	4.4	3.1	0.0	-	13.7	2.6	28.2	3.7	0.0	-	34.4	3.2	3.5	5.3	0.0	-	11.9	5.6	27.5	6.9	0.0	-	40.0	-
Lights	725	515	346	0	-	1586	301	2998	424	0	-	3723	366	402	606	0	-	1374	643	2964	802	1	-	4410	11093
% Lights	99.3	99.2	96.4	-	-	98.6	99.3	90.7	97.9	-	-	92.1	98.9	99.3	98.1	-	-	98.6	98.3	91.8	99.5	100.0	-	94.0	94.5
Mediums	4	4	12	0	-	20	1	76	7	0	-	84	4	3	10	0	-	17	4	59	4	0	-	67	188
% Mediums	0.5	0.8	3.3	-	-	1.2	0.3	2.3	1.6	-	-	2.1	1.1	0.7	1.6	-	-	1.2	0.6	1.8	0.5	0.0	-	1.4	1.6
Articulated Trucks	1	0	1	0	-	2	1	232	2	0	-	235	0	0	2	0	-	2	7	207	0	0	-	214	453
% Articulated Trucks	0.1	0.0	0.3	-	-	0.1	0.3	7.0	0.5	-	-	5.8	0.0	0.0	0.3	-	-	0.1	1.1	6.4	0.0	0.0	-	4.6	3.9
Bicycles on Crosswalk	-	-	-	-	4	-	-	-	-	-	6	-	-	-	-	-	0	-	-	-	-	-	7	-	-
% Bicycles on Crosswalk	-	-	-	-	22.2	-	-	-	-	-	17.1	-	-	-	-	-	0.0	-	-	-	-	-	17.5	-	-
Pedestrians	-	-	-	-	14	-	-	-	-	-	29	-	-	-	-	-	16	-	-	-	-	-	33	-	-
% Pedestrians	-	-	-	-	77.8	-	-	-	-	-	82.9	-	-	-	-	-	100.0	-	-	-	-	-	82.5	-	-





City of Lloydminster  
4420-50 Avenue

Lloydminster, Alberta, Canada T9V 0W2  
(780) 875-6184 waguinaldo@lloydminster.ca

Count Name: 44 Street and 52 Avenue  
Site Code: 4452  
Start Date: 05/29/2023  
Page No: 4

### Turning Movement Peak Hour Data (7:45 AM)

Start Time	Southbound Approach Southbound						Westbound Approach Westbound						Northbound Approach Northbound						Eastbound Approach Eastbound						Int. Total
	Right	Thru	Left	U-Turn	Peds	App. Total	Right	Thru	Left	U-Turn	Peds	App. Total	Right	Thru	Left	U-Turn	Peds	App. Total	Right	Thru	Left	U-Turn	Peds	App. Total	
7:45 AM	18	17	15	0	0	50	18	113	1	0	1	132	4	16	10	0	0	30	8	110	44	0	1	162	374
8:00 AM	12	6	12	0	0	30	20	105	11	0	0	136	11	20	9	0	0	40	7	94	39	0	3	140	346
8:15 AM	12	20	16	0	0	48	7	117	8	0	4	132	6	11	11	0	0	28	7	98	33	0	1	138	346
8:30 AM	5	13	17	0	0	35	11	108	12	0	2	131	17	16	14	0	0	47	18	98	32	0	2	148	361
Total	47	56	60	0	0	163	56	443	32	0	7	531	38	63	44	0	0	145	40	400	148	0	7	588	1427
Approach %	28.8	34.4	36.8	0.0	-	-	10.5	83.4	6.0	0.0	-	-	26.2	43.4	30.3	0.0	-	-	6.8	68.0	25.2	0.0	-	-	-
Total %	3.3	3.9	4.2	0.0	-	11.4	3.9	31.0	2.2	0.0	-	37.2	2.7	4.4	3.1	0.0	-	10.2	2.8	28.0	10.4	0.0	-	41.2	-
PHF	0.653	0.700	0.882	0.000	-	0.815	0.700	0.947	0.667	0.000	-	0.976	0.559	0.788	0.786	0.000	-	0.771	0.556	0.909	0.841	0.000	-	0.907	0.954
Lights	45	53	51	0	-	149	56	393	29	0	-	478	37	62	38	0	-	137	40	360	148	0	-	548	1312
% Lights	95.7	94.6	85.0	-	-	91.4	100.0	88.7	90.6	-	-	90.0	97.4	98.4	86.4	-	-	94.5	100.0	90.0	100.0	-	-	93.2	91.9
Mediums	2	3	9	0	-	14	0	23	2	0	-	25	1	1	6	0	-	8	0	21	0	0	-	21	68
% Mediums	4.3	5.4	15.0	-	-	8.6	0.0	5.2	6.3	-	-	4.7	2.6	1.6	13.6	-	-	5.5	0.0	5.3	0.0	-	-	3.6	4.8
Articulated Trucks	0	0	0	0	-	0	0	27	1	0	-	28	0	0	0	0	-	0	0	19	0	0	-	19	47
% Articulated Trucks	0.0	0.0	0.0	-	-	0.0	0.0	6.1	3.1	-	-	5.3	0.0	0.0	0.0	-	-	0.0	0.0	4.8	0.0	-	-	3.2	3.3
Bicycles on Crosswalk	-	-	-	-	0	-	-	-	-	-	0	-	-	-	-	-	0	-	-	-	-	-	1	-	-
% Bicycles on Crosswalk	-	-	-	-	-	-	-	-	-	-	0.0	-	-	-	-	-	-	-	-	-	-	-	14.3	-	-
Pedestrians	-	-	-	-	0	-	-	-	-	-	7	-	-	-	-	-	0	-	-	-	-	-	6	-	-
% Pedestrians	-	-	-	-	-	-	-	-	-	-	100.0	-	-	-	-	-	-	-	-	-	-	-	85.7	-	-

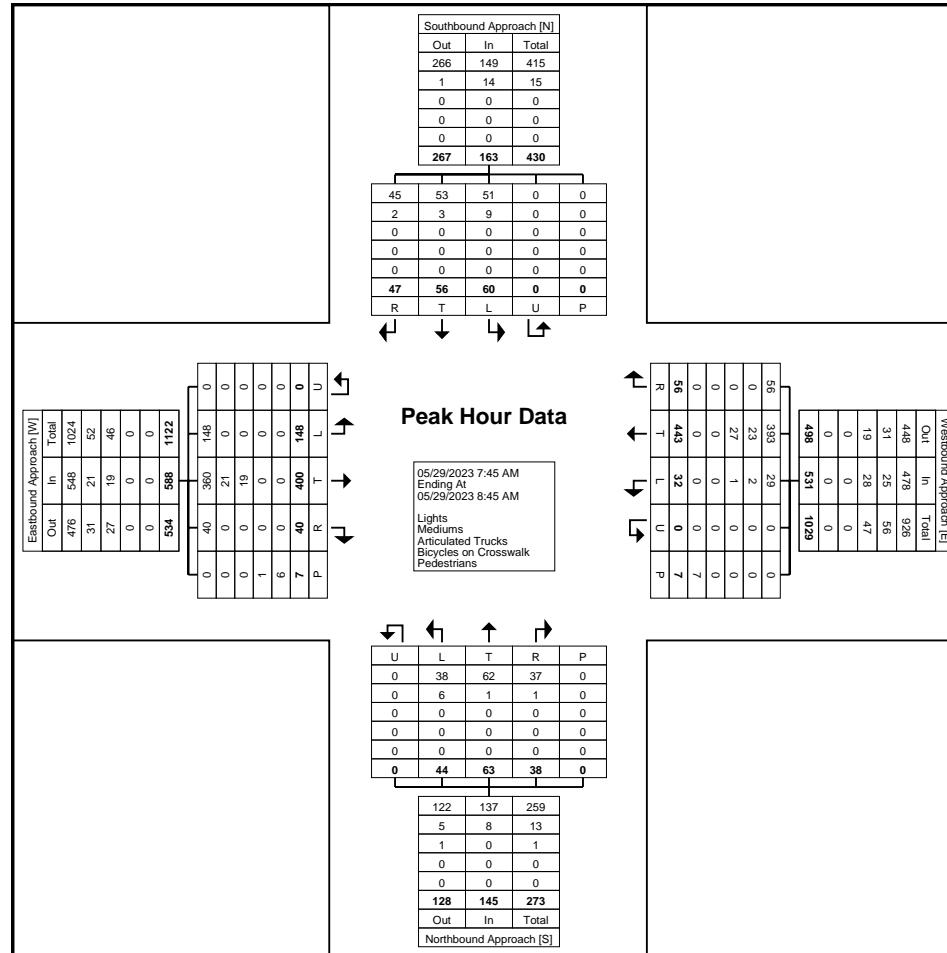




City of Lloydminster  
4420-50 Avenue

Lloydminster, Alberta, Canada T9V 0W2  
(780) 875-6184 waguinaldo@lloydminster.ca

Count Name: 44 Street and 52 Avenue  
Site Code: 4452  
Start Date: 05/29/2023  
Page No: 5



Turning Movement Peak Hour Data Plot (7:45 AM)



City of Lloydminster  
4420-50 Avenue

Lloydminster, Alberta, Canada T9V 0W2  
(780) 875-6184 waguinaldo@lloydminster.ca

Count Name: 44 Street and 52 Avenue  
Site Code: 4452  
Start Date: 05/29/2023  
Page No: 6

### Turning Movement Peak Hour Data (12:00 PM)

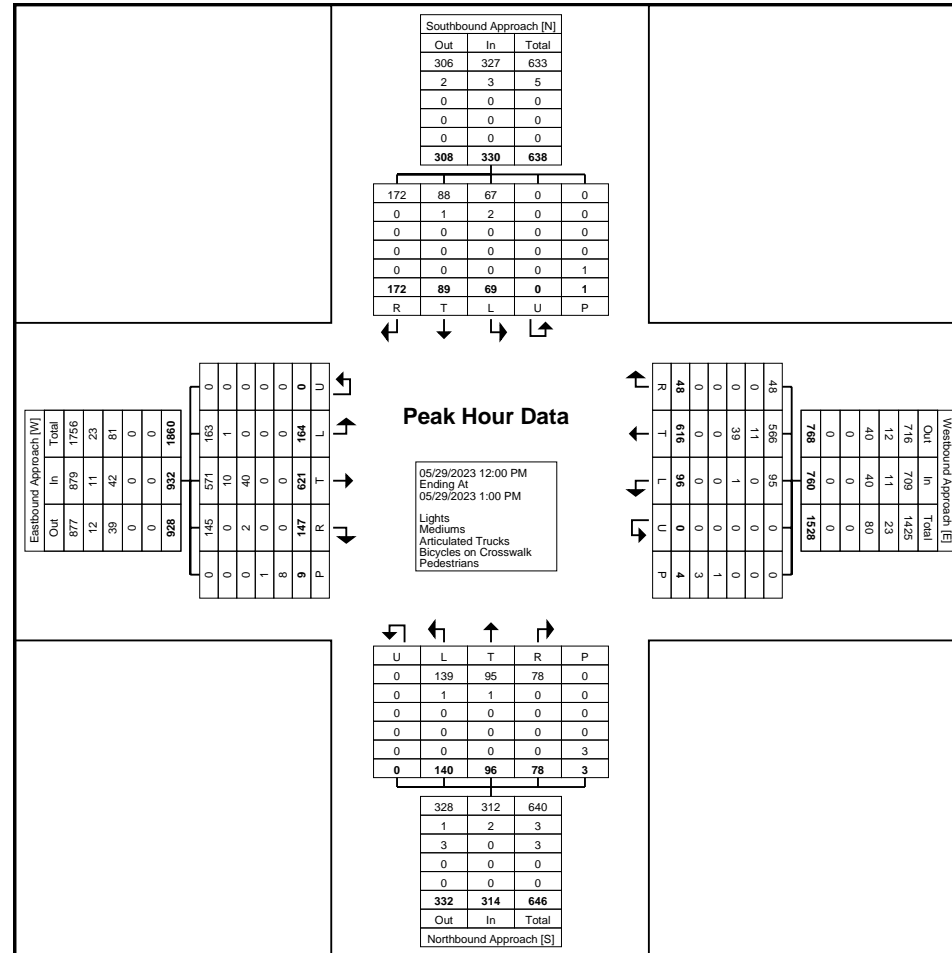
Start Time	Southbound Approach Southbound						Westbound Approach Westbound						Northbound Approach Northbound						Eastbound Approach Eastbound						Int. Total
	Right	Thru	Left	U-Turn	Peds	App. Total	Right	Thru	Left	U-Turn	Peds	App. Total	Right	Thru	Left	U-Turn	Peds	App. Total	Right	Thru	Left	U-Turn	Peds	App. Total	
12:00 PM	55	29	23	0	0	107	12	185	28	0	1	225	29	28	27	0	1	84	33	157	35	0	2	225	641
12:15 PM	46	28	18	0	0	92	13	170	32	0	0	215	11	20	37	0	2	68	49	147	35	0	2	231	606
12:30 PM	30	16	15	0	1	61	10	118	18	0	1	146	22	22	37	0	0	81	32	163	34	0	4	229	517
12:45 PM	41	16	13	0	0	70	13	143	18	0	2	174	16	26	39	0	0	81	33	154	60	0	1	247	572
Total	172	89	69	0	1	330	48	616	96	0	4	760	78	96	140	0	3	314	147	621	164	0	9	932	2336
Approach %	52.1	27.0	20.9	0.0	-	-	6.3	81.1	12.6	0.0	-	-	24.8	30.6	44.6	0.0	-	-	15.8	66.6	17.6	0.0	-	-	-
Total %	7.4	3.8	3.0	0.0	-	14.1	2.1	26.4	4.1	0.0	-	32.5	3.3	4.1	6.0	0.0	-	13.4	6.3	26.6	7.0	0.0	-	39.9	-
PHF	0.782	0.767	0.750	0.000	-	0.771	0.923	0.832	0.750	0.000	-	0.844	0.672	0.857	0.897	0.000	-	0.935	0.750	0.952	0.683	0.000	-	0.943	0.911
Lights	172	88	67	0	-	327	48	566	95	0	-	709	78	95	139	0	-	312	145	571	163	0	-	879	2227
% Lights	100.0	98.9	97.1	-	-	99.1	100.0	91.9	99.0	-	-	93.3	100.0	99.0	99.3	-	-	99.4	98.6	91.9	99.4	-	-	94.3	95.3
Mediums	0	1	2	0	-	3	0	11	0	0	-	11	0	1	1	0	-	2	0	10	1	0	-	11	27
% Mediums	0.0	1.1	2.9	-	-	0.9	0.0	1.8	0.0	-	-	1.4	0.0	1.0	0.7	-	-	0.6	0.0	1.6	0.6	-	-	1.2	1.2
Articulated Trucks	0	0	0	0	-	0	0	39	1	0	-	40	0	0	0	0	-	0	2	40	0	0	-	42	82
% Articulated Trucks	0.0	0.0	0.0	-	-	0.0	0.0	6.3	1.0	-	-	5.3	0.0	0.0	0.0	-	-	0.0	1.4	6.4	0.0	-	-	4.5	3.5
Bicycles on Crosswalk	-	-	-	-	0	-	-	-	-	-	1	-	-	-	-	-	0	-	-	-	-	-	1	-	-
% Bicycles on Crosswalk	-	-	-	-	0.0	-	-	-	-	-	25.0	-	-	-	-	-	0.0	-	-	-	-	-	11.1	-	-
Pedestrians	-	-	-	-	1	-	-	-	-	-	3	-	-	-	-	-	3	-	-	-	-	-	8	-	-
% Pedestrians	-	-	-	-	100.0	-	-	-	-	-	75.0	-	-	-	-	-	100.0	-	-	-	-	-	88.9	-	-



City of Lloydminster  
4420-50 Avenue

Lloydminster, Alberta, Canada T9V 0W2  
(780) 875-6184 waguinaldo@lloydminster.ca

Count Name: 44 Street and 52 Avenue  
Site Code: 4452  
Start Date: 05/29/2023  
Page No: 7



Turning Movement Peak Hour Data Plot (12:00 PM)



City of Lloydminster  
4420-50 Avenue

Lloydminster, Alberta, Canada T9V 0W2  
(780) 875-6184 waguinaldo@lloydminster.ca

Count Name: 44 Street and 52 Avenue  
Site Code: 4452  
Start Date: 05/29/2023  
Page No: 8

### Turning Movement Peak Hour Data (4:30 PM)

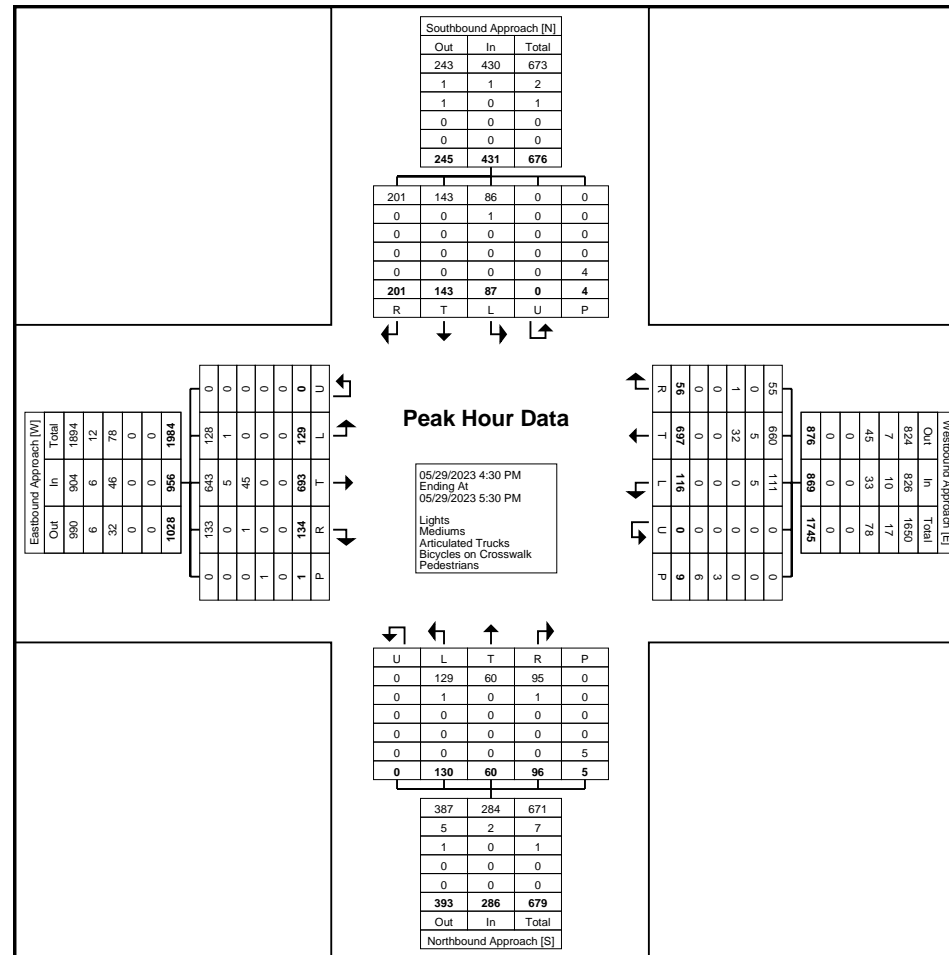
Start Time	Southbound Approach Southbound						Westbound Approach Westbound						Northbound Approach Northbound						Eastbound Approach Eastbound						Int. Total
	Right	Thru	Left	U-Turn	Peds	App. Total	Right	Thru	Left	U-Turn	Peds	App. Total	Right	Thru	Left	U-Turn	Peds	App. Total	Right	Thru	Left	U-Turn	Peds	App. Total	
4:30 PM	60	41	22	0	3	123	17	161	30	0	3	208	29	17	29	0	3	75	35	181	25	0	0	241	647
4:45 PM	39	31	18	0	1	88	9	196	23	0	3	228	25	19	34	0	0	78	32	141	40	0	1	213	607
5:00 PM	48	29	21	0	0	98	14	162	27	0	1	203	19	13	36	0	2	68	35	187	29	0	0	251	620
5:15 PM	54	42	26	0	0	122	16	178	36	0	2	230	23	11	31	0	0	65	32	184	35	0	0	251	668
Total	201	143	87	0	4	431	56	697	116	0	9	869	96	60	130	0	5	286	134	693	129	0	1	956	2542
Approach %	46.6	33.2	20.2	0.0	-	-	6.4	80.2	13.3	0.0	-	-	33.6	21.0	45.5	0.0	-	-	14.0	72.5	13.5	0.0	-	-	-
Total %	7.9	5.6	3.4	0.0	-	17.0	2.2	27.4	4.6	0.0	-	34.2	3.8	2.4	5.1	0.0	-	11.3	5.3	27.3	5.1	0.0	-	37.6	-
PHF	0.838	0.851	0.837	0.000	-	0.876	0.824	0.889	0.806	0.000	-	0.945	0.828	0.789	0.903	0.000	-	0.917	0.957	0.926	0.806	0.000	-	0.952	0.951
Lights	201	143	86	0	-	430	55	660	111	0	-	826	95	60	129	0	-	284	133	643	128	0	-	904	2444
% Lights	100.0	100.0	98.9	-	-	99.8	98.2	94.7	95.7	-	-	95.1	99.0	100.0	99.2	-	-	99.3	99.3	92.8	99.2	-	-	94.6	96.1
Mediums	0	0	1	0	-	1	0	5	5	0	-	10	1	0	1	0	-	2	0	5	1	0	-	6	19
% Mediums	0.0	0.0	1.1	-	-	0.2	0.0	0.7	4.3	-	-	1.2	1.0	0.0	0.8	-	-	0.7	0.0	0.7	0.8	-	-	0.6	0.7
Articulated Trucks	0	0	0	0	-	0	1	32	0	0	-	33	0	0	0	0	-	0	1	45	0	0	-	46	79
% Articulated Trucks	0.0	0.0	0.0	-	-	0.0	1.8	4.6	0.0	-	-	3.8	0.0	0.0	0.0	-	-	0.0	0.7	6.5	0.0	-	-	4.8	3.1
Bicycles on Crosswalk	-	-	-	-	0	-	-	-	-	-	3	-	-	-	-	-	0	-	-	-	-	-	1	-	-
% Bicycles on Crosswalk	-	-	-	-	0.0	-	-	-	-	-	33.3	-	-	-	-	-	0.0	-	-	-	-	-	100.0	-	-
Pedestrians	-	-	-	-	4	-	-	-	-	-	6	-	-	-	-	-	5	-	-	-	-	-	0	-	-
% Pedestrians	-	-	-	-	100.0	-	-	-	-	-	66.7	-	-	-	-	-	100.0	-	-	-	-	-	0.0	-	-



City of Lloydminster  
4420-50 Avenue

Lloydminster, Alberta, Canada T9V 0W2  
(780) 875-6184 waguinaldo@lloydminster.ca

Count Name: 44 Street and 52 Avenue  
Site Code: 4452  
Start Date: 05/29/2023  
Page No: 9



Turning Movement Peak Hour Data Plot (4:30 PM)



City of Lloydminster  
4420-50 Avenue

Lloydminster, Alberta, Canada T9V 0W2  
(780) 875-6184 waguinaldo@lloydminster.ca

Count Name: 44 Street and 54 Avenue  
Site Code: 4454  
Start Date: 05/15/2023  
Page No: 1

### Turning Movement Data

Start Time	Southbound Approach Southbound						Westbound Approach Westbound						Northbound Approach Northbound						Eastbound Approach Eastbound						Int. Total
	Right	Thru	Left	U-Turn	Peds	App. Total	Right	Thru	Left	U-Turn	Peds	App. Total	Right	Thru	Left	U-Turn	Peds	App. Total	Right	Thru	Left	U-Turn	Peds	App. Total	
7:00 AM	3	1	2	0	1	6	2	76	3	0	0	81	7	2	4	0	0	13	5	84	1	0	0	90	190
7:15 AM	1	1	0	0	0	2	0	81	3	0	0	84	8	1	4	0	0	13	5	84	0	0	0	89	188
7:30 AM	4	3	0	0	0	7	0	93	9	0	0	102	16	0	5	0	1	21	3	109	2	0	0	114	244
7:45 AM	5	8	5	0	0	18	1	113	9	0	3	123	19	4	9	0	0	32	13	152	1	0	0	166	339
Hourly Total	13	13	7	0	1	33	3	363	24	0	3	390	50	7	22	0	1	79	26	429	4	0	0	459	961
8:00 AM	7	9	6	0	1	22	7	102	3	0	0	112	21	7	15	0	0	43	24	97	5	0	0	126	303
8:15 AM	11	12	5	0	0	28	7	94	11	0	0	112	18	7	19	0	0	44	19	125	6	0	0	150	334
8:30 AM	1	1	0	0	1	2	2	114	4	0	2	120	14	4	11	0	0	29	9	135	2	0	0	146	297
8:45 AM	3	5	1	0	0	9	2	137	16	0	1	155	21	4	19	0	0	44	10	137	2	0	0	149	357
Hourly Total	22	27	12	0	2	61	18	447	34	0	3	499	74	22	64	0	0	160	62	494	15	0	0	571	1291
*** BREAK ***	-	-	-	-	-	-	-	-	-	-	-	-	-	-	-	-	-	-	-	-	-	-	-	-	-
11:30 AM	1	5	4	0	2	10	0	175	10	0	0	185	10	2	21	0	0	33	26	154	4	0	1	184	412
11:45 AM	4	13	3	0	1	20	3	208	13	0	3	224	18	3	29	0	0	50	27	157	4	0	0	188	482
Hourly Total	5	18	7	0	3	30	3	383	23	0	3	409	28	5	50	0	0	83	53	311	8	0	1	372	894
12:00 PM	5	12	3	0	1	20	2	223	31	0	1	256	10	7	25	0	4	42	32	202	4	0	1	238	556
12:15 PM	8	12	3	0	2	23	3	220	12	0	0	235	9	4	26	0	0	39	19	176	7	0	0	202	499
12:30 PM	3	9	16	0	2	28	3	179	11	0	3	193	20	6	31	0	1	57	37	213	3	0	1	253	531
12:45 PM	5	6	7	0	0	18	3	207	17	0	0	227	16	5	41	0	0	62	23	180	1	0	0	204	511
Hourly Total	21	39	29	0	5	89	11	829	71	0	4	911	55	22	123	0	5	200	111	771	15	0	2	897	2097
1:00 PM	4	21	2	0	3	27	10	160	11	0	1	181	23	11	40	0	2	74	25	206	3	0	1	234	516
1:15 PM	2	4	4	0	2	10	5	182	8	0	1	195	24	3	27	0	0	54	26	242	1	1	1	270	529
*** BREAK ***	-	-	-	-	-	-	-	-	-	-	-	-	-	-	-	-	-	-	-	-	-	-	-	-	-
Hourly Total	6	25	6	0	5	37	15	342	19	0	2	376	47	14	67	0	2	128	51	448	4	1	2	504	1045
4:00 PM	2	12	7	0	2	21	2	189	26	0	2	217	12	3	28	0	0	43	30	178	2	0	0	210	491
4:15 PM	2	4	7	0	0	13	7	173	26	0	2	206	14	9	23	0	6	46	21	202	7	0	0	230	495
4:30 PM	2	15	5	0	0	22	7	239	19	0	2	265	15	9	26	0	3	50	24	158	2	0	5	184	521
4:45 PM	7	6	14	0	0	27	4	191	24	0	2	219	20	1	42	0	0	63	26	191	3	0	0	220	529
Hourly Total	13	37	33	0	2	83	20	792	95	0	8	907	61	22	119	0	9	202	101	729	14	0	5	844	2036
5:00 PM	7	10	9	0	3	26	1	232	40	0	2	273	19	7	30	0	0	56	36	167	1	1	1	205	560
5:15 PM	4	11	13	0	0	28	4	230	16	0	0	250	17	8	24	0	4	49	46	212	3	0	0	261	588
5:30 PM	5	8	8	0	1	21	7	215	14	0	6	236	26	5	34	0	2	65	31	212	5	1	0	249	571
5:45 PM	4	10	1	0	0	15	7	192	18	0	0	217	10	0	24	0	10	34	19	180	4	0	2	203	469
Hourly Total	20	39	31	0	4	90	19	869	88	0	8	976	72	20	112	0	16	204	132	771	13	2	3	918	2188
Grand Total	100	198	125	0	22	423	89	4025	354	0	31	4468	387	112	557	0	33	1056	536	3953	73	3	13	4565	10512
Approach %	23.6	46.8	29.6	0.0	-	-	2.0	90.1	7.9	0.0	-	-	36.6	10.6	52.7	0.0	-	-	11.7	86.6	1.6	0.1	-	-	-

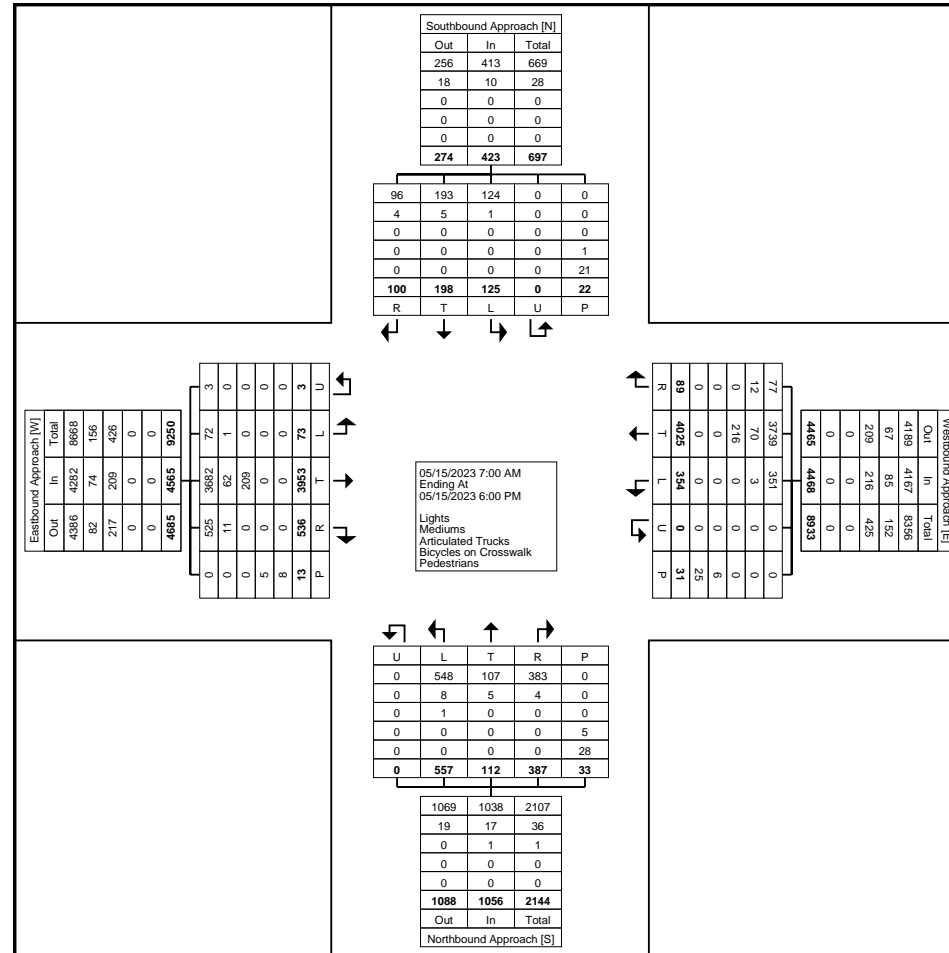
Total %	1.0	1.9	1.2	0.0	-	4.0	0.8	38.3	3.4	0.0	-	42.5	3.7	1.1	5.3	0.0	-	10.0	5.1	37.6	0.7	0.0	-	43.4	-
Lights	96	193	124	0	-	413	77	3739	351	0	-	4167	383	107	548	0	-	1038	525	3682	72	3	-	4282	9900
% Lights	96.0	97.5	99.2	-	-	97.6	86.5	92.9	99.2	-	-	93.3	99.0	95.5	98.4	-	-	98.3	97.9	93.1	98.6	100.0	-	93.8	94.2
Mediums	4	5	1	0	-	10	12	70	3	0	-	85	4	5	8	0	-	17	11	62	1	0	-	74	186
% Mediums	4.0	2.5	0.8	-	-	2.4	13.5	1.7	0.8	-	-	1.9	1.0	4.5	1.4	-	-	1.6	2.1	1.6	1.4	0.0	-	1.6	1.8
Articulated Trucks	0	0	0	0	-	0	0	216	0	0	-	216	0	0	1	0	-	1	0	209	0	0	-	209	426
% Articulated Trucks	0.0	0.0	0.0	-	-	0.0	0.0	5.4	0.0	-	-	4.8	0.0	0.0	0.2	-	-	0.1	0.0	5.3	0.0	0.0	-	4.6	4.1
Bicycles on Crosswalk	-	-	-	-	1	-	-	-	-	-	6	-	-	-	-	-	5	-	-	-	-	-	5	-	-
% Bicycles on Crosswalk	-	-	-	-	4.5	-	-	-	-	-	19.4	-	-	-	-	-	15.2	-	-	-	-	-	38.5	-	-
Pedestrians	-	-	-	-	21	-	-	-	-	-	25	-	-	-	-	-	28	-	-	-	-	-	8	-	-
% Pedestrians	-	-	-	-	95.5	-	-	-	-	-	80.6	-	-	-	-	-	84.8	-	-	-	-	-	61.5	-	-



City of Lloydminster  
4420-50 Avenue

Lloydminster, Alberta, Canada T9V 0W2  
(780) 875-6184 waguinaldo@lloydminster.ca

Count Name: 44 Street and 54 Avenue  
Site Code: 4454  
Start Date: 05/15/2023  
Page No: 3



Turning Movement Data Plot





City of Lloydminster  
4420-50 Avenue

Lloydminster, Alberta, Canada T9V 0W2  
(780) 875-6184 waguinaldo@lloydminster.ca

Count Name: 44 Street and 54 Avenue  
Site Code: 4454  
Start Date: 05/15/2023  
Page No: 4

### Turning Movement Peak Hour Data (8:00 AM)

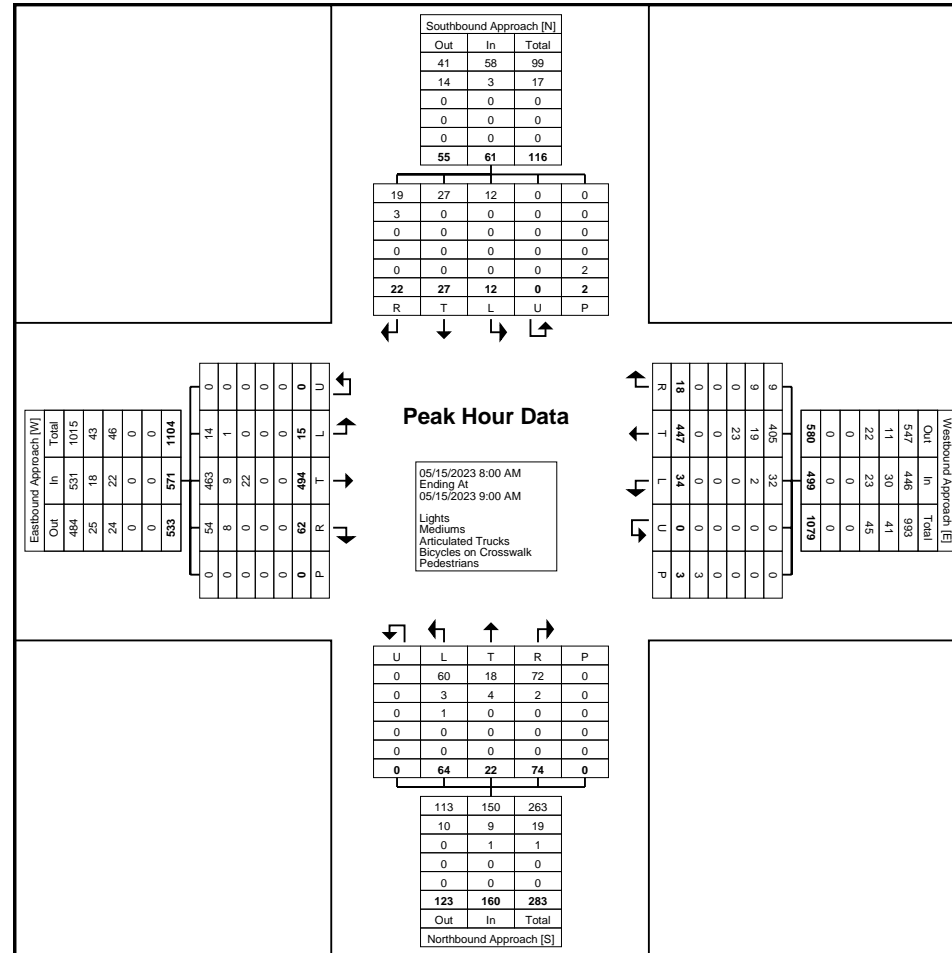
Start Time	Southbound Approach Southbound						Westbound Approach Westbound						Northbound Approach Northbound						Eastbound Approach Eastbound						Int. Total
	Right	Thru	Left	U-Turn	Peds	App. Total	Right	Thru	Left	U-Turn	Peds	App. Total	Right	Thru	Left	U-Turn	Peds	App. Total	Right	Thru	Left	U-Turn	Peds	App. Total	
8:00 AM	7	9	6	0	1	22	7	102	3	0	0	112	21	7	15	0	0	43	24	97	5	0	0	126	303
8:15 AM	11	12	5	0	0	28	7	94	11	0	0	112	18	7	19	0	0	44	19	125	6	0	0	150	334
8:30 AM	1	1	0	0	1	2	2	114	4	0	2	120	14	4	11	0	0	29	9	135	2	0	0	146	297
8:45 AM	3	5	1	0	0	9	2	137	16	0	1	155	21	4	19	0	0	44	10	137	2	0	0	149	357
Total	22	27	12	0	2	61	18	447	34	0	3	499	74	22	64	0	0	160	62	494	15	0	0	571	1291
Approach %	36.1	44.3	19.7	0.0	-	-	3.6	89.6	6.8	0.0	-	-	46.3	13.8	40.0	0.0	-	-	10.9	86.5	2.6	0.0	-	-	-
Total %	1.7	2.1	0.9	0.0	-	4.7	1.4	34.6	2.6	0.0	-	38.7	5.7	1.7	5.0	0.0	-	12.4	4.8	38.3	1.2	0.0	-	44.2	-
PHF	0.500	0.563	0.500	0.000	-	0.545	0.643	0.816	0.531	0.000	-	0.805	0.881	0.786	0.842	0.000	-	0.909	0.646	0.901	0.625	0.000	-	0.952	0.904
Lights	19	27	12	0	-	58	9	405	32	0	-	446	72	18	60	0	-	150	54	463	14	0	-	531	1185
% Lights	86.4	100.0	100.0	-	-	95.1	50.0	90.6	94.1	-	-	89.4	97.3	81.8	93.8	-	-	93.8	87.1	93.7	93.3	-	-	93.0	91.8
Mediums	3	0	0	0	-	3	9	19	2	0	-	30	2	4	3	0	-	9	8	9	1	0	-	18	60
% Mediums	13.6	0.0	0.0	-	-	4.9	50.0	4.3	5.9	-	-	6.0	2.7	18.2	4.7	-	-	5.6	12.9	1.8	6.7	-	-	3.2	4.6
Articulated Trucks	0	0	0	0	-	0	0	23	0	0	-	23	0	0	1	0	-	1	0	22	0	0	-	22	46
% Articulated Trucks	0.0	0.0	0.0	-	-	0.0	0.0	5.1	0.0	-	-	4.6	0.0	0.0	1.6	-	-	0.6	0.0	4.5	0.0	-	-	3.9	3.6
Bicycles on Crosswalk	-	-	-	-	0	-	-	-	-	-	0	-	-	-	-	-	0	-	-	-	-	-	0	-	-
% Bicycles on Crosswalk	-	-	-	-	0.0	-	-	-	-	-	0.0	-	-	-	-	-	-	-	-	-	-	-	-	-	-
Pedestrians	-	-	-	-	2	-	-	-	-	-	3	-	-	-	-	-	0	-	-	-	-	-	0	-	-
% Pedestrians	-	-	-	-	100.0	-	-	-	-	-	100.0	-	-	-	-	-	-	-	-	-	-	-	-	-	-



City of Lloydminster  
4420-50 Avenue

Lloydminster, Alberta, Canada T9V 0W2  
(780) 875-6184 waguinaldo@lloydminster.ca

Count Name: 44 Street and 54 Avenue  
Site Code: 4454  
Start Date: 05/15/2023  
Page No: 5



Turning Movement Peak Hour Data Plot (8:00 AM)



City of Lloydminster  
4420-50 Avenue

Lloydminster, Alberta, Canada T9V 0W2  
(780) 875-6184 waguinaldo@lloydminster.ca

Count Name: 44 Street and 54 Avenue  
Site Code: 4454  
Start Date: 05/15/2023  
Page No: 6

### Turning Movement Peak Hour Data (12:00 PM)

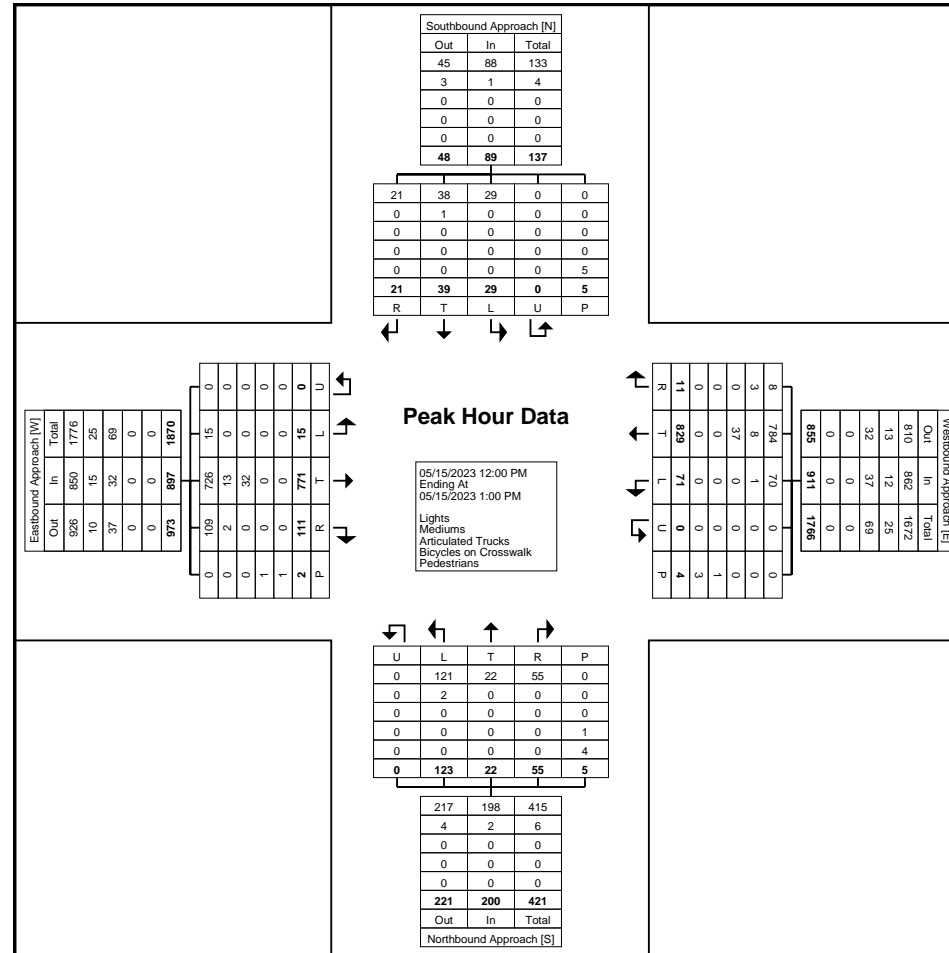
Start Time	Southbound Approach Southbound						Westbound Approach Westbound						Northbound Approach Northbound						Eastbound Approach Eastbound						Int. Total
	Right	Thru	Left	U-Turn	Peds	App. Total	Right	Thru	Left	U-Turn	Peds	App. Total	Right	Thru	Left	U-Turn	Peds	App. Total	Right	Thru	Left	U-Turn	Peds	App. Total	
12:00 PM	5	12	3	0	1	20	2	223	31	0	1	256	10	7	25	0	4	42	32	202	4	0	1	238	556
12:15 PM	8	12	3	0	2	23	3	220	12	0	0	235	9	4	26	0	0	39	19	176	7	0	0	202	499
12:30 PM	3	9	16	0	2	28	3	179	11	0	3	193	20	6	31	0	1	57	37	213	3	0	1	253	531
12:45 PM	5	6	7	0	0	18	3	207	17	0	0	227	16	5	41	0	0	62	23	180	1	0	0	204	511
Total	21	39	29	0	5	89	11	829	71	0	4	911	55	22	123	0	5	200	111	771	15	0	2	897	2097
Approach %	23.6	43.8	32.6	0.0	-	-	1.2	91.0	7.8	0.0	-	-	27.5	11.0	61.5	0.0	-	-	12.4	86.0	1.7	0.0	-	-	-
Total %	1.0	1.9	1.4	0.0	-	4.2	0.5	39.5	3.4	0.0	-	43.4	2.6	1.0	5.9	0.0	-	9.5	5.3	36.8	0.7	0.0	-	42.8	-
PHF	0.656	0.813	0.453	0.000	-	0.795	0.917	0.929	0.573	0.000	-	0.890	0.688	0.786	0.750	0.000	-	0.806	0.750	0.905	0.536	0.000	-	0.886	0.943
Lights	21	38	29	0	-	88	8	784	70	0	-	862	55	22	121	0	-	198	109	726	15	0	-	850	1998
% Lights	100.0	97.4	100.0	-	-	98.9	72.7	94.6	98.6	-	-	94.6	100.0	100.0	98.4	-	-	99.0	98.2	94.2	100.0	-	-	94.8	95.3
Mediums	0	1	0	0	-	1	3	8	1	0	-	12	0	0	2	0	-	2	2	13	0	0	-	15	30
% Mediums	0.0	2.6	0.0	-	-	1.1	27.3	1.0	1.4	-	-	1.3	0.0	0.0	1.6	-	-	1.0	1.8	1.7	0.0	-	-	1.7	1.4
Articulated Trucks	0	0	0	0	-	0	0	37	0	0	-	37	0	0	0	0	-	0	0	32	0	0	-	32	69
% Articulated Trucks	0.0	0.0	0.0	-	-	0.0	0.0	4.5	0.0	-	-	4.1	0.0	0.0	0.0	-	-	0.0	0.0	4.2	0.0	-	-	3.6	3.3
Bicycles on Crosswalk	-	-	-	-	0	-	-	-	-	-	1	-	-	-	-	-	1	-	-	-	-	-	1	-	-
% Bicycles on Crosswalk	-	-	-	-	0.0	-	-	-	-	-	25.0	-	-	-	-	-	20.0	-	-	-	-	-	50.0	-	-
Pedestrians	-	-	-	-	5	-	-	-	-	-	3	-	-	-	-	-	4	-	-	-	-	-	1	-	-
% Pedestrians	-	-	-	-	100.0	-	-	-	-	-	75.0	-	-	-	-	-	80.0	-	-	-	-	-	50.0	-	-



City of Lloydminster  
4420-50 Avenue

Lloydminster, Alberta, Canada T9V 0W2  
(780) 875-6184 waguinaldo@lloydminster.ca

Count Name: 44 Street and 54 Avenue  
Site Code: 4454  
Start Date: 05/15/2023  
Page No: 7



Turning Movement Peak Hour Data Plot (12:00 PM)



City of Lloydminster  
4420-50 Avenue

Lloydminster, Alberta, Canada T9V 0W2  
(780) 875-6184 waguinaldo@lloydminster.ca

Count Name: 44 Street and 54 Avenue  
Site Code: 4454  
Start Date: 05/15/2023  
Page No: 8

### Turning Movement Peak Hour Data (4:45 PM)

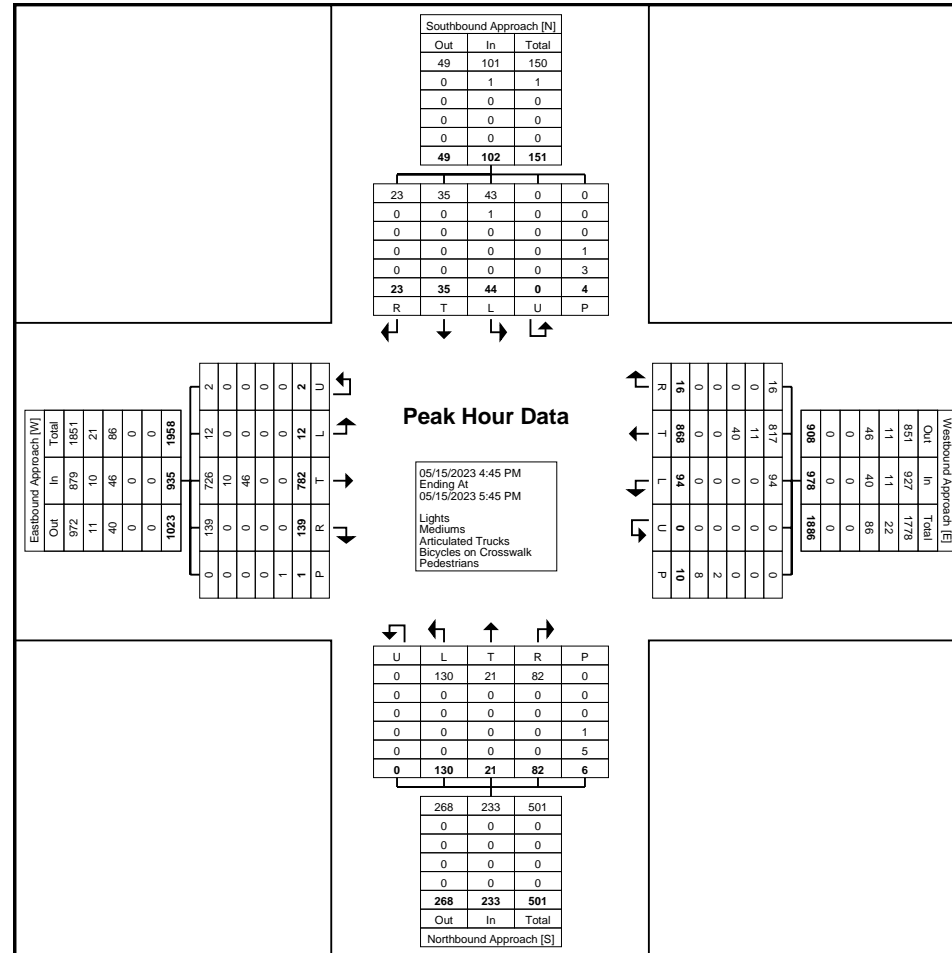
Start Time	Southbound Approach Southbound						Westbound Approach Westbound						Northbound Approach Northbound						Eastbound Approach Eastbound						Int. Total
	Right	Thru	Left	U-Turn	Peds	App. Total	Right	Thru	Left	U-Turn	Peds	App. Total	Right	Thru	Left	U-Turn	Peds	App. Total	Right	Thru	Left	U-Turn	Peds	App. Total	
4:45 PM	7	6	14	0	0	27	4	191	24	0	2	219	20	1	42	0	0	63	26	191	3	0	0	220	529
5:00 PM	7	10	9	0	3	26	1	232	40	0	2	273	19	7	30	0	0	56	36	167	1	1	1	205	560
5:15 PM	4	11	13	0	0	28	4	230	16	0	0	250	17	8	24	0	4	49	46	212	3	0	0	261	588
5:30 PM	5	8	8	0	1	21	7	215	14	0	6	236	26	5	34	0	2	65	31	212	5	1	0	249	571
Total	23	35	44	0	4	102	16	868	94	0	10	978	82	21	130	0	6	233	139	782	12	2	1	935	2248
Approach %	22.5	34.3	43.1	0.0	-	-	1.6	88.8	9.6	0.0	-	-	35.2	9.0	55.8	0.0	-	-	14.9	83.6	1.3	0.2	-	-	-
Total %	1.0	1.6	2.0	0.0	-	4.5	0.7	38.6	4.2	0.0	-	43.5	3.6	0.9	5.8	0.0	-	10.4	6.2	34.8	0.5	0.1	-	-	41.6
PHF	0.821	0.795	0.786	0.000	-	0.911	0.571	0.935	0.588	0.000	-	0.896	0.788	0.656	0.774	0.000	-	0.896	0.755	0.922	0.600	0.500	-	0.896	0.956
Lights	23	35	43	0	-	101	16	817	94	0	-	927	82	21	130	0	-	233	139	726	12	2	-	879	2140
% Lights	100.0	100.0	97.7	-	-	99.0	100.0	94.1	100.0	-	-	94.8	100.0	100.0	100.0	-	-	100.0	100.0	92.8	100.0	100.0	-	94.0	95.2
Mediums	0	0	1	0	-	1	0	11	0	0	-	11	0	0	0	0	-	0	0	10	0	0	-	10	22
% Mediums	0.0	0.0	2.3	-	-	1.0	0.0	1.3	0.0	-	-	1.1	0.0	0.0	0.0	-	-	0.0	0.0	1.3	0.0	0.0	-	1.1	1.0
Articulated Trucks	0	0	0	0	-	0	0	40	0	0	-	40	0	0	0	0	-	0	0	46	0	0	-	46	86
% Articulated Trucks	0.0	0.0	0.0	-	-	0.0	0.0	4.6	0.0	-	-	4.1	0.0	0.0	0.0	-	-	0.0	0.0	5.9	0.0	0.0	-	4.9	3.8
Bicycles on Crosswalk	-	-	-	-	1	-	-	-	-	-	2	-	-	-	-	-	1	-	-	-	-	-	0	-	-
% Bicycles on Crosswalk	-	-	-	-	25.0	-	-	-	-	-	20.0	-	-	-	-	-	16.7	-	-	-	-	-	0.0	-	-
Pedestrians	-	-	-	-	3	-	-	-	-	-	8	-	-	-	-	-	5	-	-	-	-	-	1	-	-
% Pedestrians	-	-	-	-	75.0	-	-	-	-	-	80.0	-	-	-	-	-	83.3	-	-	-	-	-	100.0	-	-



City of Lloydminster  
4420-50 Avenue

Lloydminster, Alberta, Canada T9V 0W2  
(780) 875-6184 waguinaldo@lloydminster.ca

Count Name: 44 Street and 54 Avenue  
Site Code: 4454  
Start Date: 05/15/2023  
Page No: 9



Turning Movement Peak Hour Data Plot (4:45 PM)



City of Lloydminster  
4420-50 Avenue

Lloydminster, Alberta, Canada T9V 0W2  
(780) 875-6184 waguinaldo@lloydminster.ca

Count Name: 44 Street and 57 Avenue  
Site Code: 4457  
Start Date: 05/17/2023  
Page No: 1

### Turning Movement Data

Start Time	Southbound Approach Southbound						Westbound Approach Westbound						Northbound Approach Northbound						Eastbound Approach Eastbound						Int. Total
	Right	Thru	Left	U-Turn	Peds	App. Total	Right	Thru	Left	U-Turn	Peds	App. Total	Right	Thru	Left	U-Turn	Peds	App. Total	Right	Thru	Left	U-Turn	Peds	App. Total	
7:00 AM	0	0	0	0	0	0	0	86	12	0	0	98	13	0	12	0	0	25	4	72	0	0	0	76	199
7:15 AM	0	0	0	0	0	0	0	90	7	0	0	97	17	0	5	0	1	22	7	92	1	0	0	100	219
7:30 AM	0	1	0	0	1	1	0	109	11	1	0	121	18	0	13	0	1	31	3	88	0	0	0	91	244
7:45 AM	0	0	0	0	0	0	0	141	13	0	1	154	38	0	24	0	0	62	5	138	1	0	0	144	360
Hourly Total	0	1	0	0	1	1	0	426	43	1	1	470	86	0	54	0	2	140	19	390	2	0	0	411	1022
8:00 AM	0	0	1	0	1	1	0	100	13	0	0	113	35	0	13	0	2	48	7	120	0	0	0	127	289
8:15 AM	1	1	0	0	1	2	0	83	14	0	1	97	19	1	10	1	0	31	7	91	2	0	0	100	230
8:30 AM	0	0	0	0	0	0	1	114	14	0	0	129	20	0	8	1	0	29	18	105	2	0	0	125	283
8:45 AM	2	1	1	0	0	4	1	127	17	1	1	146	26	1	20	0	0	47	6	115	2	0	0	123	320
Hourly Total	3	2	2	0	2	7	2	424	58	1	2	485	100	2	51	2	2	155	38	431	6	0	0	475	1122
*** BREAK ***	-	-	-	-	-	-	-	-	-	-	-	-	-	-	-	-	-	-	-	-	-	-	-	-	-
11:30 AM	3	1	0	0	0	4	2	149	25	0	0	176	21	0	11	0	1	32	15	168	0	0	2	183	395
11:45 AM	5	1	2	0	2	8	0	171	19	0	0	190	22	1	14	1	0	38	14	215	0	1	0	230	466
Hourly Total	8	2	2	0	2	12	2	320	44	0	0	366	43	1	25	1	1	70	29	383	0	1	2	413	861
12:00 PM	2	0	0	0	3	2	3	209	37	0	1	249	25	0	14	0	2	39	18	198	2	0	0	218	508
12:15 PM	7	2	1	0	1	10	1	195	27	1	3	224	28	0	12	0	2	40	13	211	3	2	0	229	503
12:30 PM	1	0	1	0	0	2	0	197	31	0	0	228	24	0	31	0	0	55	9	192	0	0	0	201	486
12:45 PM	1	0	1	0	0	2	0	225	35	0	0	260	18	2	18	0	0	38	16	214	2	0	0	232	532
Hourly Total	11	2	3	0	4	16	4	826	130	1	4	961	95	2	75	0	4	172	56	815	7	2	0	880	2029
1:00 PM	3	1	2	0	0	6	1	197	28	1	1	227	32	0	27	0	0	59	18	184	4	1	0	207	499
1:15 PM	2	0	1	0	0	3	0	224	24	0	0	248	21	0	15	0	0	36	17	172	3	0	0	192	479
*** BREAK ***	-	-	-	-	-	-	-	-	-	-	-	-	-	-	-	-	-	-	-	-	-	-	-	-	-
Hourly Total	5	1	3	0	0	9	1	421	52	1	1	475	53	0	42	0	0	95	35	356	7	1	0	399	978
4:00 PM	0	3	0	0	1	3	1	192	27	0	0	220	22	0	21	0	1	43	17	180	1	0	0	198	464
4:15 PM	2	0	1	0	1	3	0	217	38	1	2	256	18	0	8	0	0	26	17	191	4	0	0	212	497
4:30 PM	3	0	3	0	1	6	1	230	38	0	0	269	21	1	12	0	0	34	19	222	0	0	1	241	550
4:45 PM	3	0	3	0	0	6	0	212	30	1	0	243	31	0	21	0	0	52	25	200	2	1	0	228	529
Hourly Total	8	3	7	0	3	18	2	851	133	2	2	988	92	1	62	0	1	155	78	793	7	1	1	879	2040
5:00 PM	2	2	0	0	0	4	1	233	43	1	1	278	34	0	16	0	1	50	20	229	2	1	0	252	584
5:15 PM	1	0	1	0	0	2	0	216	42	3	1	261	27	0	13	0	0	40	20	234	4	0	0	258	561
5:30 PM	6	0	4	0	0	10	2	178	36	1	0	217	27	0	19	0	1	46	15	179	1	0	1	195	468
5:45 PM	1	1	0	0	0	2	0	172	21	0	1	193	30	1	14	0	0	45	13	197	2	0	0	212	452
Hourly Total	10	3	5	0	0	18	3	799	142	5	3	949	118	1	62	0	2	181	68	839	9	1	1	917	2065
Grand Total	45	14	22	0	12	81	14	4067	602	11	13	4694	587	7	371	3	12	968	323	4007	38	6	4	4374	10117
Approach %	55.6	17.3	27.2	0.0	-	-	0.3	86.6	12.8	0.2	-	-	60.6	0.7	38.3	0.3	-	-	7.4	91.6	0.9	0.1	-	-	-

Total %	0.4	0.1	0.2	0.0	-	0.8	0.1	40.2	6.0	0.1	-	46.4	5.8	0.1	3.7	0.0	-	9.6	3.2	39.6	0.4	0.1	-	43.2	-
Lights	45	14	22	0	-	81	14	3768	559	11	-	4352	540	7	327	0	-	874	315	3745	38	6	-	4104	9411
% Lights	100.0	100.0	100.0	-	-	100.0	100.0	92.6	92.9	100.0	-	92.7	92.0	100.0	88.1	0.0	-	90.3	97.5	93.5	100.0	100.0	-	93.8	93.0
Mediums	0	0	0	0	-	0	0	86	16	0	-	102	15	0	14	3	-	32	7	71	0	0	-	78	212
% Mediums	0.0	0.0	0.0	-	-	0.0	0.0	2.1	2.7	0.0	-	2.2	2.6	0.0	3.8	100.0	-	3.3	2.2	1.8	0.0	0.0	-	1.8	2.1
Articulated Trucks	0	0	0	0	-	0	0	213	27	0	-	240	32	0	30	0	-	62	1	191	0	0	-	192	494
% Articulated Trucks	0.0	0.0	0.0	-	-	0.0	0.0	5.2	4.5	0.0	-	5.1	5.5	0.0	8.1	0.0	-	6.4	0.3	4.8	0.0	0.0	-	4.4	4.9
Bicycles on Crosswalk	-	-	-	-	3	-	-	-	-	-	0	-	-	-	-	-	0	-	-	-	-	-	0	-	-
% Bicycles on Crosswalk	-	-	-	-	25.0	-	-	-	-	-	0.0	-	-	-	-	-	0.0	-	-	-	-	-	0.0	-	-
Pedestrians	-	-	-	-	9	-	-	-	-	-	13	-	-	-	-	-	12	-	-	-	-	-	4	-	-
% Pedestrians	-	-	-	-	75.0	-	-	-	-	-	100.0	-	-	-	-	-	100.0	-	-	-	-	-	100.0	-	-







City of Lloydminster  
4420-50 Avenue

Lloydminster, Alberta, Canada T9V 0W2  
(780) 875-6184 waguinaldo@lloydminster.ca

Count Name: 44 Street and 57 Avenue  
Site Code: 4457  
Start Date: 05/17/2023  
Page No: 4

### Turning Movement Peak Hour Data (7:45 AM)

Start Time	Southbound Approach Southbound						Westbound Approach Westbound						Northbound Approach Northbound						Eastbound Approach Eastbound						Int. Total
	Right	Thru	Left	U-Turn	Peds	App. Total	Right	Thru	Left	U-Turn	Peds	App. Total	Right	Thru	Left	U-Turn	Peds	App. Total	Right	Thru	Left	U-Turn	Peds	App. Total	
7:45 AM	0	0	0	0	0	0	0	141	13	0	1	154	38	0	24	0	0	62	5	138	1	0	0	144	360
8:00 AM	0	0	1	0	1	1	0	100	13	0	0	113	35	0	13	0	2	48	7	120	0	0	0	127	289
8:15 AM	1	1	0	0	1	2	0	83	14	0	1	97	19	1	10	1	0	31	7	91	2	0	0	100	230
8:30 AM	0	0	0	0	0	0	1	114	14	0	0	129	20	0	8	1	0	29	18	105	2	0	0	125	283
Total	1	1	1	0	2	3	1	438	54	0	2	493	112	1	55	2	2	170	37	454	5	0	0	496	1162
Approach %	33.3	33.3	33.3	0.0	-	-	0.2	88.8	11.0	0.0	-	-	65.9	0.6	32.4	1.2	-	-	7.5	91.5	1.0	0.0	-	-	-
Total %	0.1	0.1	0.1	0.0	-	0.3	0.1	37.7	4.6	0.0	-	42.4	9.6	0.1	4.7	0.2	-	14.6	3.2	39.1	0.4	0.0	-	42.7	-
PHF	0.250	0.250	0.250	0.000	-	0.375	0.250	0.777	0.964	0.000	-	0.800	0.737	0.250	0.573	0.500	-	0.685	0.514	0.822	0.625	0.000	-	0.861	0.807
Lights	1	1	1	0	-	3	1	385	43	0	-	429	103	1	48	0	-	152	37	412	5	0	-	454	1038
% Lights	100.0	100.0	100.0	-	-	100.0	100.0	87.9	79.6	-	-	87.0	92.0	100.0	87.3	0.0	-	89.4	100.0	90.7	100.0	-	-	91.5	89.3
Mediums	0	0	0	0	-	0	0	18	7	0	-	25	6	0	0	2	-	8	0	21	0	0	-	21	54
% Mediums	0.0	0.0	0.0	-	-	0.0	0.0	4.1	13.0	-	-	5.1	5.4	0.0	0.0	100.0	-	4.7	0.0	4.6	0.0	-	-	4.2	4.6
Articulated Trucks	0	0	0	0	-	0	0	35	4	0	-	39	3	0	7	0	-	10	0	21	0	0	-	21	70
% Articulated Trucks	0.0	0.0	0.0	-	-	0.0	0.0	8.0	7.4	-	-	7.9	2.7	0.0	12.7	0.0	-	5.9	0.0	4.6	0.0	-	-	4.2	6.0
Bicycles on Crosswalk	-	-	-	-	1	-	-	-	-	-	0	-	-	-	-	-	0	-	-	-	-	-	0	-	-
% Bicycles on Crosswalk	-	-	-	-	50.0	-	-	-	-	-	0.0	-	-	-	-	-	0.0	-	-	-	-	-	-	-	-
Pedestrians	-	-	-	-	1	-	-	-	-	-	2	-	-	-	-	-	2	-	-	-	-	-	0	-	-
% Pedestrians	-	-	-	-	50.0	-	-	-	-	-	100.0	-	-	-	-	-	100.0	-	-	-	-	-	-	-	-





City of Lloydminster  
4420-50 Avenue

Lloydminster, Alberta, Canada T9V 0W2  
(780) 875-6184 waguinaldo@lloydminster.ca

Count Name: 44 Street and 57 Avenue  
Site Code: 4457  
Start Date: 05/17/2023  
Page No: 6

### Turning Movement Peak Hour Data (12:00 PM)

Start Time	Southbound Approach Southbound						Westbound Approach Westbound						Northbound Approach Northbound						Eastbound Approach Eastbound						Int. Total
	Right	Thru	Left	U-Turn	Peds	App. Total	Right	Thru	Left	U-Turn	Peds	App. Total	Right	Thru	Left	U-Turn	Peds	App. Total	Right	Thru	Left	U-Turn	Peds	App. Total	
12:00 PM	2	0	0	0	3	2	3	209	37	0	1	249	25	0	14	0	2	39	18	198	2	0	0	218	508
12:15 PM	7	2	1	0	1	10	1	195	27	1	3	224	28	0	12	0	2	40	13	211	3	2	0	229	503
12:30 PM	1	0	1	0	0	2	0	197	31	0	0	228	24	0	31	0	0	55	9	192	0	0	0	201	486
12:45 PM	1	0	1	0	0	2	0	225	35	0	0	260	18	2	18	0	0	38	16	214	2	0	0	232	532
Total	11	2	3	0	4	16	4	826	130	1	4	961	95	2	75	0	4	172	56	815	7	2	0	880	2029
Approach %	68.8	12.5	18.8	0.0	-	-	0.4	86.0	13.5	0.1	-	-	55.2	1.2	43.6	0.0	-	-	6.4	92.6	0.8	0.2	-	-	-
Total %	0.5	0.1	0.1	0.0	-	0.8	0.2	40.7	6.4	0.0	-	47.4	4.7	0.1	3.7	0.0	-	8.5	2.8	40.2	0.3	0.1	-	43.4	-
PHF	0.393	0.250	0.750	0.000	-	0.400	0.333	0.918	0.878	0.250	-	0.924	0.848	0.250	0.605	0.000	-	0.782	0.778	0.952	0.583	0.250	-	0.948	0.953
Lights	11	2	3	0	-	16	4	784	122	1	-	911	86	2	68	0	-	156	53	772	7	2	-	834	1917
% Lights	100.0	100.0	100.0	-	-	100.0	100.0	94.9	93.8	100.0	-	94.8	90.5	100.0	90.7	-	-	90.7	94.6	94.7	100.0	100.0	-	94.8	94.5
Mediums	0	0	0	0	-	0	0	10	3	0	-	13	1	0	4	0	-	5	3	8	0	0	-	11	29
% Mediums	0.0	0.0	0.0	-	-	0.0	0.0	1.2	2.3	0.0	-	1.4	1.1	0.0	5.3	-	-	2.9	5.4	1.0	0.0	0.0	-	1.3	1.4
Articulated Trucks	0	0	0	0	-	0	0	32	5	0	-	37	8	0	3	0	-	11	0	35	0	0	-	35	83
% Articulated Trucks	0.0	0.0	0.0	-	-	0.0	0.0	3.9	3.8	0.0	-	3.9	8.4	0.0	4.0	-	-	6.4	0.0	4.3	0.0	0.0	-	4.0	4.1
Bicycles on Crosswalk	-	-	-	-	0	-	-	-	-	-	0	-	-	-	-	-	0	-	-	-	-	-	0	-	-
% Bicycles on Crosswalk	-	-	-	-	0.0	-	-	-	-	-	0.0	-	-	-	-	-	0.0	-	-	-	-	-	-	-	-
Pedestrians	-	-	-	-	4	-	-	-	-	-	4	-	-	-	-	-	4	-	-	-	-	-	0	-	-
% Pedestrians	-	-	-	-	100.0	-	-	-	-	-	100.0	-	-	-	-	-	100.0	-	-	-	-	-	-	-	-





City of Lloydminster  
4420-50 Avenue

Lloydminster, Alberta, Canada T9V 0W2  
(780) 875-6184 waguinaldo@lloydminster.ca

Count Name: 44 Street and 57 Avenue  
Site Code: 4457  
Start Date: 05/17/2023  
Page No: 8

### Turning Movement Peak Hour Data (4:30 PM)

Start Time	Southbound Approach Southbound						Westbound Approach Westbound						Northbound Approach Northbound						Eastbound Approach Eastbound						Int. Total
	Right	Thru	Left	U-Turn	Peds	App. Total	Right	Thru	Left	U-Turn	Peds	App. Total	Right	Thru	Left	U-Turn	Peds	App. Total	Right	Thru	Left	U-Turn	Peds	App. Total	
4:30 PM	3	0	3	0	1	6	1	230	38	0	0	269	21	1	12	0	0	34	19	222	0	0	1	241	550
4:45 PM	3	0	3	0	0	6	0	212	30	1	0	243	31	0	21	0	0	52	25	200	2	1	0	228	529
5:00 PM	2	2	0	0	0	4	1	233	43	1	1	278	34	0	16	0	1	50	20	229	2	1	0	252	584
5:15 PM	1	0	1	0	0	2	0	216	42	3	1	261	27	0	13	0	0	40	20	234	4	0	0	258	561
Total	9	2	7	0	1	18	2	891	153	5	2	1051	113	1	62	0	1	176	84	885	8	2	1	979	2224
Approach %	50.0	11.1	38.9	0.0	-	-	0.2	84.8	14.6	0.5	-	-	64.2	0.6	35.2	0.0	-	-	8.6	90.4	0.8	0.2	-	-	-
Total %	0.4	0.1	0.3	0.0	-	0.8	0.1	40.1	6.9	0.2	-	47.3	5.1	0.0	2.8	0.0	-	7.9	3.8	39.8	0.4	0.1	-	44.0	-
PHF	0.750	0.250	0.583	0.000	-	0.750	0.500	0.956	0.890	0.417	-	0.945	0.831	0.250	0.738	0.000	-	0.846	0.840	0.946	0.500	0.500	-	0.949	0.952
Lights	9	2	7	0	-	18	2	838	143	5	-	988	107	1	55	0	-	163	82	839	8	2	-	931	2100
% Lights	100.0	100.0	100.0	-	-	100.0	100.0	94.1	93.5	100.0	-	94.0	94.7	100.0	88.7	-	-	92.6	97.6	94.8	100.0	100.0	-	95.1	94.4
Mediums	0	0	0	0	-	0	0	14	3	0	-	17	2	0	0	0	-	2	2	7	0	0	-	9	28
% Mediums	0.0	0.0	0.0	-	-	0.0	0.0	1.6	2.0	0.0	-	1.6	1.8	0.0	0.0	-	-	1.1	2.4	0.8	0.0	0.0	-	0.9	1.3
Articulated Trucks	0	0	0	0	-	0	0	39	7	0	-	46	4	0	7	0	-	11	0	39	0	0	-	39	96
% Articulated Trucks	0.0	0.0	0.0	-	-	0.0	0.0	4.4	4.6	0.0	-	4.4	3.5	0.0	11.3	-	-	6.3	0.0	4.4	0.0	0.0	-	4.0	4.3
Bicycles on Crosswalk	-	-	-	-	0	-	-	-	-	-	0	-	-	-	-	-	0	-	-	-	-	-	0	-	-
% Bicycles on Crosswalk	-	-	-	-	0.0	-	-	-	-	-	0.0	-	-	-	-	-	0.0	-	-	-	-	-	0.0	-	-
Pedestrians	-	-	-	-	1	-	-	-	-	-	2	-	-	-	-	-	1	-	-	-	-	-	1	-	-
% Pedestrians	-	-	-	-	100.0	-	-	-	-	-	100.0	-	-	-	-	-	100.0	-	-	-	-	-	100.0	-	-





City of Lloydminster  
4420-50 Avenue

Lloydminster, Alberta, Canada T9V 0W2  
(780) 875-6184 waguinaldo@lloydminster.ca

Count Name: 44 Street and 70 Avenue  
Site Code: 4470  
Start Date: 06/26/2023  
Page No: 1

### Turning Movement Data

Start Time	Westbound Approach					Northbound Approach					Eastbound Approach					Int. Total
	Westbound					Northbound					Eastbound					
	Thru	Left	U-Turn	Peds	App. Total	Right	Left	U-Turn	Peds	App. Total	Right	Thru	U-Turn	Peds	App. Total	
7:00 AM	76	16	0	0	92	22	5	0	0	27	1	74	0	0	75	194
7:15 AM	87	22	0	0	109	21	9	0	0	30	2	78	0	0	80	219
7:30 AM	102	23	0	0	125	33	5	0	0	38	3	106	0	0	109	272
7:45 AM	133	26	0	0	159	58	26	0	0	84	2	143	0	0	145	388
Hourly Total	398	87	0	0	485	134	45	0	0	179	8	401	0	0	409	1073
8:00 AM	107	31	0	0	138	42	7	0	0	49	9	117	0	0	126	313
8:15 AM	92	31	0	0	123	25	9	0	0	34	3	99	0	0	102	259
8:30 AM	104	26	0	0	130	24	7	0	0	31	10	115	0	0	125	286
8:45 AM	108	58	0	0	166	36	7	0	0	43	7	130	0	0	137	346
Hourly Total	411	146	0	0	557	127	30	0	0	157	29	461	0	0	490	1204
*** BREAK ***	-	-	-	-	-	-	-	-	-	-	-	-	-	-	-	-
11:30 AM	139	69	0	0	208	54	9	0	0	63	21	184	0	0	205	476
11:45 AM	169	70	0	0	239	43	14	0	0	57	12	200	0	0	212	508
Hourly Total	308	139	0	0	447	97	23	0	0	120	33	384	0	0	417	984
12:00 PM	185	100	0	0	285	49	12	0	0	61	25	224	0	0	249	595
12:15 PM	180	81	0	0	261	63	20	0	0	83	23	210	0	0	233	577
12:30 PM	177	67	0	0	244	60	10	0	0	70	24	199	0	0	223	537
12:45 PM	191	70	0	0	261	69	26	0	0	95	26	178	0	0	204	560
Hourly Total	733	318	0	0	1051	241	68	0	0	309	98	811	0	0	909	2269
1:00 PM	186	64	0	0	250	60	19	0	0	79	7	203	0	0	210	539
1:15 PM	168	67	0	0	235	75	15	0	0	90	17	196	0	0	213	538
*** BREAK ***	-	-	-	-	-	-	-	-	-	-	-	-	-	-	-	-
Hourly Total	354	131	0	0	485	135	34	0	0	169	24	399	0	0	423	1077
4:00 PM	181	71	0	0	252	50	23	0	0	73	11	205	0	0	216	541
4:15 PM	196	92	0	0	288	34	21	0	0	55	12	230	0	0	242	585
4:30 PM	187	86	0	0	273	58	16	0	0	74	15	185	0	0	200	547
4:45 PM	197	73	0	0	270	43	11	0	0	54	26	217	0	0	243	567
Hourly Total	761	322	0	0	1083	185	71	0	0	256	64	837	0	0	901	2240
5:00 PM	195	91	0	0	286	44	19	0	0	63	21	197	0	0	218	567
5:15 PM	188	101	0	0	289	56	21	0	0	77	30	232	0	0	262	628
5:30 PM	174	62	0	0	236	55	18	0	0	73	20	214	0	0	234	543
5:45 PM	164	77	0	0	241	48	13	0	0	61	17	169	0	0	186	488
Hourly Total	721	331	0	0	1052	203	71	0	0	274	88	812	0	0	900	2226
Grand Total	3686	1474	0	0	5160	1122	342	0	0	1464	344	4105	0	0	4449	11073
Approach %	71.4	28.6	0.0	-	-	76.6	23.4	0.0	-	-	7.7	92.3	0.0	-	-	-
Total %	33.3	13.3	0.0	-	46.6	10.1	3.1	0.0	-	13.2	3.1	37.1	0.0	-	40.2	-



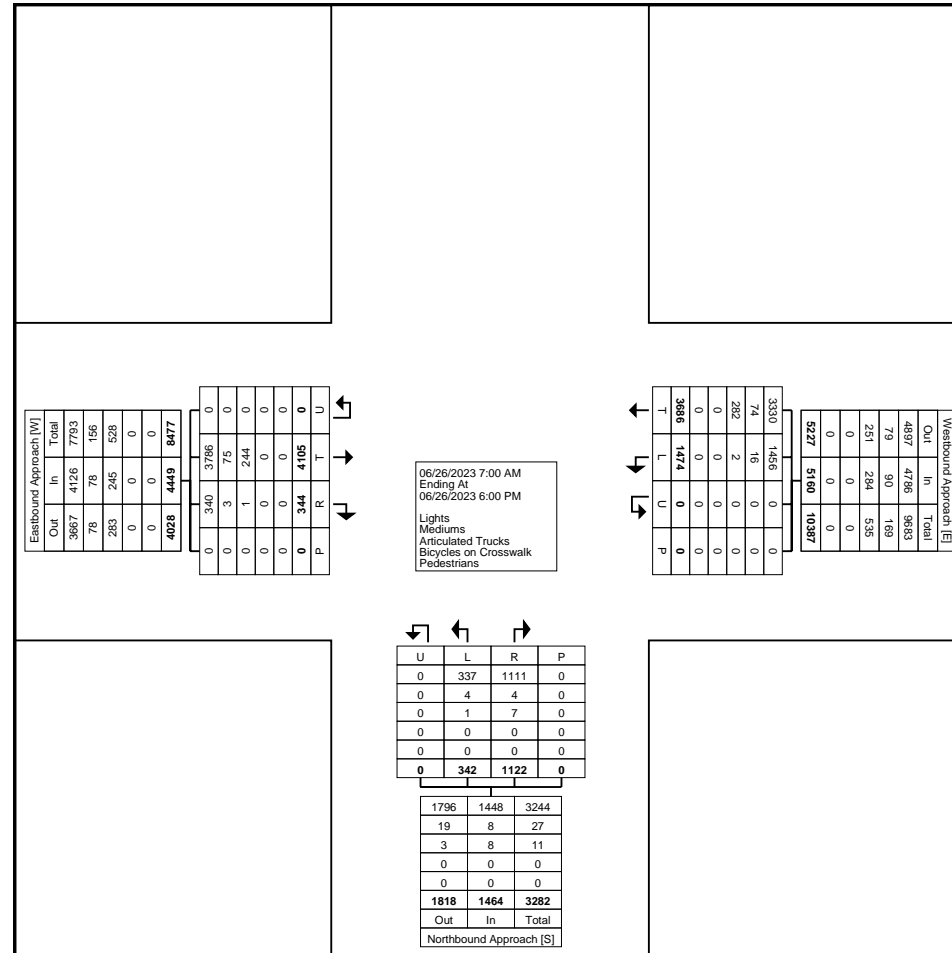




City of Lloydminster  
4420-50 Avenue

Lloydminster, Alberta, Canada T9V 0W2  
(780) 875-6184 waguinaldo@lloydminster.ca

Count Name: 44 Street and 70 Avenue  
Site Code: 4470  
Start Date: 06/26/2023  
Page No: 3



Turning Movement Data Plot










City of Lloydminster  
4420-50 Avenue

Lloydminster, Alberta, Canada T9V 0W2  
(780) 875-6184 waguinaldo@lloydminster.ca

Count Name: 44 Street and 70 Avenue  
Site Code: 4470  
Start Date: 06/26/2023  
Page No: 7



Turning Movement Peak Hour Data Plot (12:00 PM)






City of Lloydminster  
4420-50 Avenue

Lloydminster, Alberta, Canada T9V 0W2  
(780) 875-6184 waguinaldo@lloydminster.ca

Count Name: 44 Street and 70 Avenue  
Site Code: 4470  
Start Date: 06/26/2023  
Page No: 9



Turning Movement Peak Hour Data Plot (4:30 PM)





City of Lloydminster  
4420-50 Avenue

Lloydminster, Alberta, Canada T9V 0W2  
(780) 875-6184 waguinaldo@lloydminster.ca

Count Name: 43 Street and 62 Avenue  
Site Code: 4362  
Start Date: 05/18/2023  
Page No: 1

### Turning Movement Data

Start Time	Southbound Approach Southbound						Westbound Approach Westbound						Northbound Approach Northbound						Eastbound Approach Eastbound						Int. Total
	Right	Thru	Left	U-Turn	Peds	App. Total	Right	Thru	Left	U-Turn	Peds	App. Total	Right	Thru	Left	U-Turn	Peds	App. Total	Right	Thru	Left	U-Turn	Peds	App. Total	
7:00 AM	5	20	5	0	1	30	2	3	1	0	1	6	2	80	15	0	0	97	1	0	4	0	1	5	138
7:15 AM	12	22	2	0	0	36	10	2	1	0	2	13	3	94	20	0	1	117	5	2	0	0	0	7	173
7:30 AM	15	38	10	0	0	63	6	3	2	0	1	11	8	146	23	0	0	177	4	2	0	0	0	6	257
7:45 AM	16	57	7	1	0	81	13	6	1	0	2	20	17	224	27	0	2	268	14	2	1	0	0	17	386
Hourly Total	48	137	24	1	1	210	31	14	5	0	6	50	30	544	85	0	3	659	24	6	5	0	1	35	954
8:00 AM	9	76	12	1	0	98	16	1	6	0	0	23	6	116	32	0	1	154	11	2	2	0	0	15	290
8:15 AM	12	66	10	0	0	88	15	4	3	0	0	22	6	90	21	0	0	117	15	4	1	0	0	20	247
8:30 AM	5	75	17	0	0	97	11	9	1	0	0	21	4	91	25	0	0	120	7	8	5	0	0	20	258
8:45 AM	12	62	15	2	0	91	11	9	1	0	0	21	6	89	31	0	2	126	8	4	5	0	0	17	255
Hourly Total	38	279	54	3	0	374	53	23	11	0	0	87	22	386	109	0	3	517	41	18	13	0	0	72	1050
*** BREAK ***	-	-	-	-	-	-	-	-	-	-	-	-	-	-	-	-	-	-	-	-	-	-	-	-	-
11:30 AM	7	82	15	1	1	105	13	5	5	0	0	23	7	74	11	0	2	92	14	5	3	0	0	22	242
11:45 AM	11	111	20	2	0	144	17	7	2	0	1	26	3	81	15	2	0	101	10	7	3	0	0	20	291
Hourly Total	18	193	35	3	1	249	30	12	7	0	1	49	10	155	26	2	2	193	24	12	6	0	0	42	533
12:00 PM	10	141	17	0	1	168	11	12	7	0	0	30	3	57	17	0	2	77	12	6	3	0	0	21	296
12:15 PM	0	94	21	2	2	117	11	11	0	0	1	22	1	88	12	0	0	101	7	9	8	1	0	25	265
12:30 PM	14	74	8	0	0	96	15	22	0	0	1	37	4	87	20	0	1	111	16	11	5	0	1	32	276
12:45 PM	12	74	19	0	1	105	18	5	0	0	1	23	5	116	28	1	4	150	17	7	4	0	1	28	306
Hourly Total	36	383	65	2	4	486	55	50	7	0	3	112	13	348	77	1	7	439	52	33	20	1	2	106	1143
1:00 PM	13	72	18	0	0	103	14	13	1	0	1	28	11	103	21	0	0	135	23	11	2	0	0	36	302
1:15 PM	9	71	13	0	0	93	9	7	6	0	0	22	6	73	21	0	0	100	11	7	6	0	0	24	239
*** BREAK ***	-	-	-	-	-	-	-	-	-	-	-	-	-	-	-	-	-	-	-	-	-	-	-	-	-
Hourly Total	22	143	31	0	0	196	23	20	7	0	1	50	17	176	42	0	0	235	34	18	8	0	0	60	541
4:00 PM	14	139	12	1	1	166	15	4	4	0	1	23	10	86	16	0	0	112	18	5	8	0	0	31	332
4:15 PM	11	122	16	0	1	149	23	10	4	0	1	37	4	77	11	0	6	92	16	12	4	1	1	33	311
4:30 PM	16	171	18	0	0	205	11	7	8	0	2	26	1	75	14	0	5	90	19	2	6	0	0	27	348
4:45 PM	11	162	17	0	1	190	23	9	11	0	5	43	6	104	21	1	5	132	11	7	6	0	0	24	389
Hourly Total	52	594	63	1	3	710	72	30	27	0	9	129	21	342	62	1	16	426	64	26	24	1	1	115	1380
5:00 PM	15	199	24	0	1	238	18	6	3	0	1	27	9	79	18	1	2	107	24	7	4	0	0	35	407
5:15 PM	13	173	22	0	0	208	10	5	3	0	0	18	4	82	26	0	0	112	10	8	3	0	0	21	359
5:30 PM	15	162	9	0	0	186	7	4	5	0	0	16	3	80	19	0	3	102	21	8	5	0	0	34	338
5:45 PM	13	116	7	1	1	137	4	3	6	0	2	13	4	84	15	0	1	103	22	5	6	0	0	33	286
Hourly Total	56	650	62	1	2	769	39	18	17	0	3	74	20	325	78	1	6	424	77	28	18	0	0	123	1390
Grand Total	270	2379	334	11	11	2994	303	167	81	0	23	551	133	2276	479	5	37	2893	316	141	94	2	4	553	6991
Approach %	9.0	79.5	11.2	0.4	-	-	55.0	30.3	14.7	0.0	-	-	4.6	78.7	16.6	0.2	-	-	57.1	25.5	17.0	0.4	-	-	-

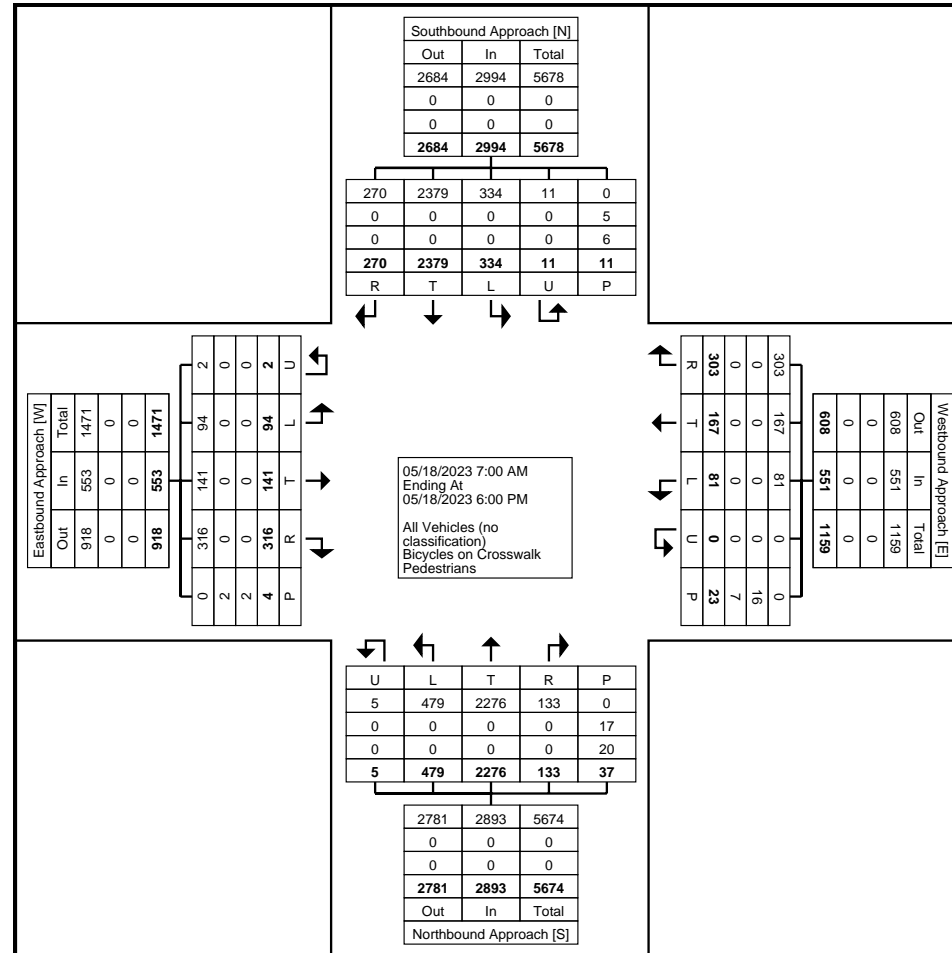
Total %	3.9	34.0	4.8	0.2	-	42.8	4.3	2.4	1.2	0.0	-	7.9	1.9	32.6	6.9	0.1	-	41.4	4.5	2.0	1.3	0.0	-	7.9	-
All Vehicles (no classification)	270	2379	334	11	-	2994	303	167	81	0	-	551	133	2276	479	5	-	2893	316	141	94	2	-	553	6991
% All Vehicles (no classification)	100.0	100.0	100.0	100.0	-	100.0	100.0	100.0	100.0	-	-	100.0	100.0	100.0	100.0	100.0	-	100.0	100.0	100.0	100.0	100.0	-	100.0	100.0
Bicycles on Crosswalk	-	-	-	-	5	-	-	-	-	-	16	-	-	-	-	-	17	-	-	-	-	-	2	-	-
% Bicycles on Crosswalk	-	-	-	-	45.5	-	-	-	-	-	69.6	-	-	-	-	-	45.9	-	-	-	-	-	50.0	-	-
Pedestrians	-	-	-	-	6	-	-	-	-	-	7	-	-	-	-	-	20	-	-	-	-	-	2	-	-
% Pedestrians	-	-	-	-	54.5	-	-	-	-	-	30.4	-	-	-	-	-	54.1	-	-	-	-	-	50.0	-	-



City of Lloydminster  
4420-50 Avenue

Lloydminster, Alberta, Canada T9V 0W2  
(780) 875-6184 waguinaldo@lloydminster.ca

Count Name: 43 Street and 62 Avenue  
Site Code: 4362  
Start Date: 05/18/2023  
Page No: 3



Turning Movement Data Plot

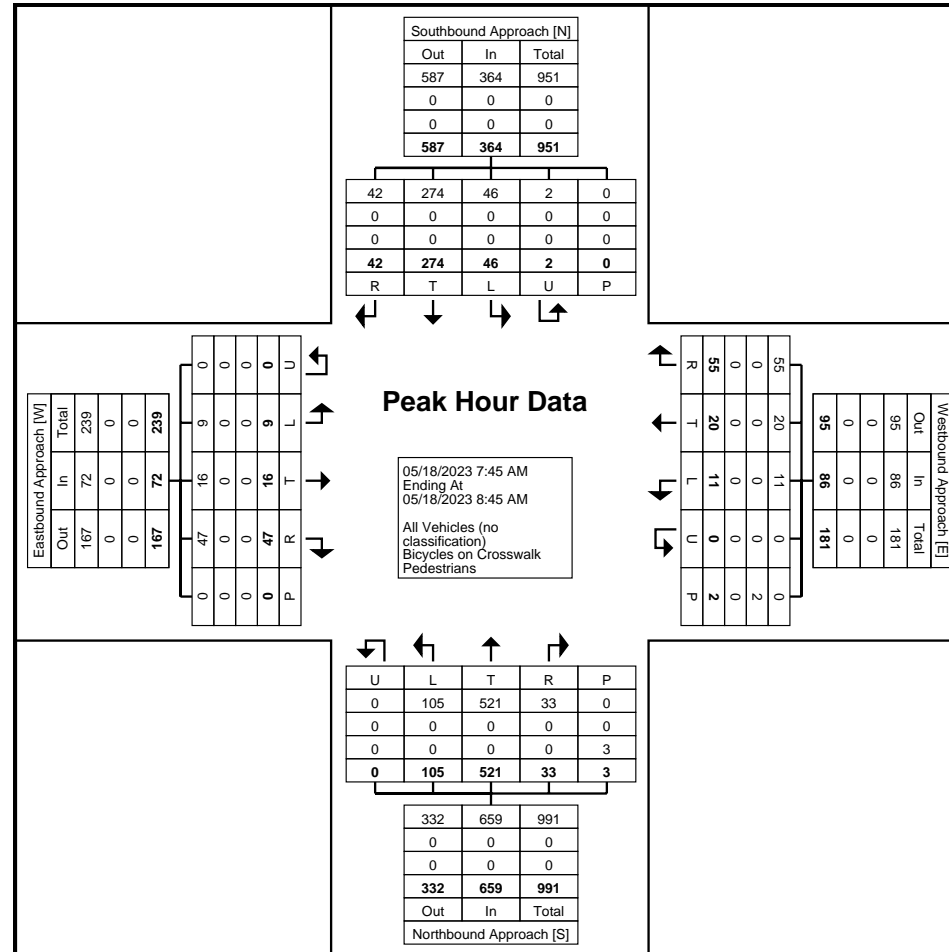




City of Lloydminster  
4420-50 Avenue

Lloydminster, Alberta, Canada T9V 0W2  
(780) 875-6184 waguinaldo@lloydminster.ca

Count Name: 43 Street and 62 Avenue  
Site Code: 4362  
Start Date: 05/18/2023  
Page No: 5



Turning Movement Peak Hour Data Plot (7:45 AM)



City of Lloydminster  
4420-50 Avenue

Lloydminster, Alberta, Canada T9V 0W2  
(780) 875-6184 waguinaldo@lloydminster.ca

Count Name: 43 Street and 62 Avenue  
Site Code: 4362  
Start Date: 05/18/2023  
Page No: 6

### Turning Movement Peak Hour Data (12:15 PM)

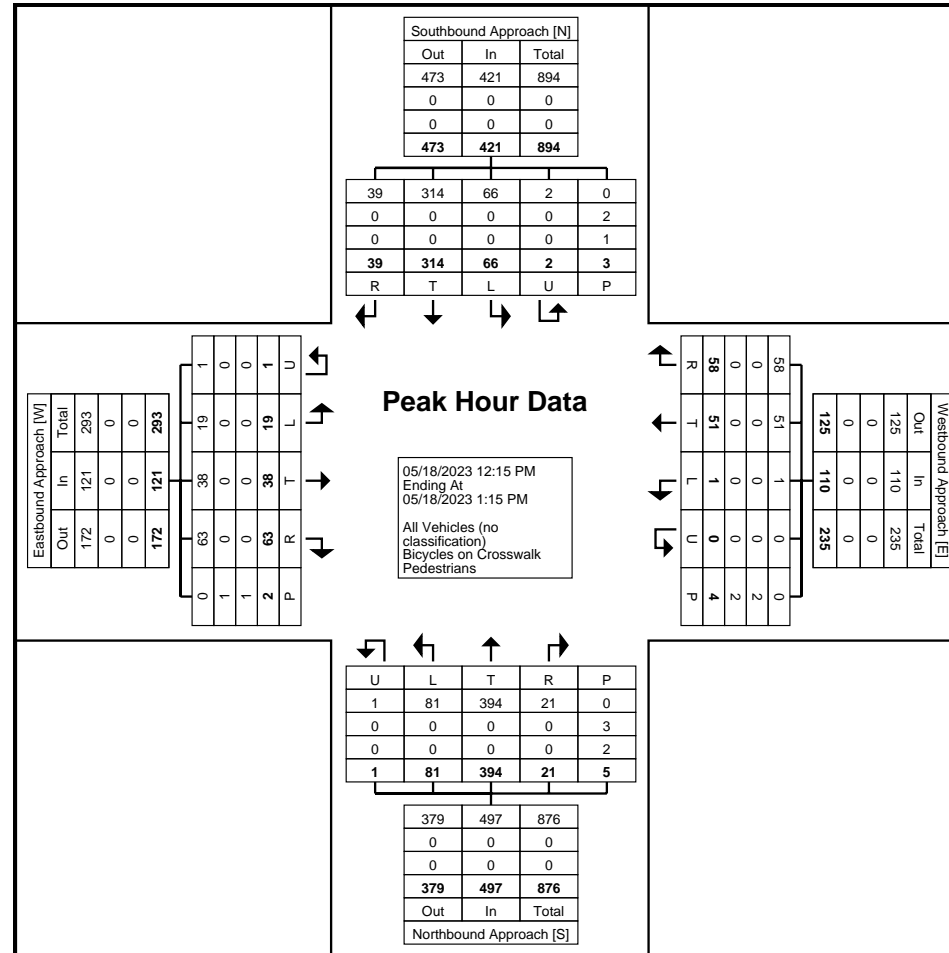
Start Time	Southbound Approach Southbound						Westbound Approach Westbound						Northbound Approach Northbound						Eastbound Approach Eastbound						Int. Total
	Right	Thru	Left	U-Turn	Peds	App. Total	Right	Thru	Left	U-Turn	Peds	App. Total	Right	Thru	Left	U-Turn	Peds	App. Total	Right	Thru	Left	U-Turn	Peds	App. Total	
12:15 PM	0	94	21	2	2	117	11	11	0	0	1	22	1	88	12	0	0	101	7	9	8	1	0	25	265
12:30 PM	14	74	8	0	0	96	15	22	0	0	1	37	4	87	20	0	1	111	16	11	5	0	1	32	276
12:45 PM	12	74	19	0	1	105	18	5	0	0	1	23	5	116	28	1	4	150	17	7	4	0	1	28	306
1:00 PM	13	72	18	0	0	103	14	13	1	0	1	28	11	103	21	0	0	135	23	11	2	0	0	36	302
<b>Total</b>	<b>39</b>	<b>314</b>	<b>66</b>	<b>2</b>	<b>3</b>	<b>421</b>	<b>58</b>	<b>51</b>	<b>1</b>	<b>0</b>	<b>4</b>	<b>110</b>	<b>21</b>	<b>394</b>	<b>81</b>	<b>1</b>	<b>5</b>	<b>497</b>	<b>63</b>	<b>38</b>	<b>19</b>	<b>1</b>	<b>2</b>	<b>121</b>	<b>1149</b>
<b>Approach %</b>	<b>9.3</b>	<b>74.6</b>	<b>15.7</b>	<b>0.5</b>	<b>-</b>	<b>-</b>	<b>52.7</b>	<b>46.4</b>	<b>0.9</b>	<b>0.0</b>	<b>-</b>	<b>-</b>	<b>4.2</b>	<b>79.3</b>	<b>16.3</b>	<b>0.2</b>	<b>-</b>	<b>-</b>	<b>52.1</b>	<b>31.4</b>	<b>15.7</b>	<b>0.8</b>	<b>-</b>	<b>-</b>	<b>-</b>
<b>Total %</b>	<b>3.4</b>	<b>27.3</b>	<b>5.7</b>	<b>0.2</b>	<b>-</b>	<b>36.6</b>	<b>5.0</b>	<b>4.4</b>	<b>0.1</b>	<b>0.0</b>	<b>-</b>	<b>9.6</b>	<b>1.8</b>	<b>34.3</b>	<b>7.0</b>	<b>0.1</b>	<b>-</b>	<b>43.3</b>	<b>5.5</b>	<b>3.3</b>	<b>1.7</b>	<b>0.1</b>	<b>-</b>	<b>10.5</b>	<b>-</b>
<b>PHF</b>	<b>0.696</b>	<b>0.835</b>	<b>0.786</b>	<b>0.250</b>	<b>-</b>	<b>0.900</b>	<b>0.806</b>	<b>0.580</b>	<b>0.250</b>	<b>0.000</b>	<b>-</b>	<b>0.743</b>	<b>0.477</b>	<b>0.849</b>	<b>0.723</b>	<b>0.250</b>	<b>-</b>	<b>0.828</b>	<b>0.685</b>	<b>0.864</b>	<b>0.594</b>	<b>0.250</b>	<b>-</b>	<b>0.840</b>	<b>0.939</b>
All Vehicles (no classification)	39	314	66	2	-	421	58	51	1	0	-	110	21	394	81	1	-	497	63	38	19	1	-	121	1149
% All Vehicles (no classification)	100.0	100.0	100.0	100.0	-	100.0	100.0	100.0	100.0	-	-	100.0	100.0	100.0	100.0	100.0	-	100.0	100.0	100.0	100.0	100.0	-	100.0	100.0
Bicycles on Crosswalk	-	-	-	-	2	-	-	-	-	-	2	-	-	-	-	-	3	-	-	-	-	-	1	-	-
% Bicycles on Crosswalk	-	-	-	-	66.7	-	-	-	-	-	50.0	-	-	-	-	-	60.0	-	-	-	-	-	50.0	-	-
Pedestrians	-	-	-	-	1	-	-	-	-	-	2	-	-	-	-	-	2	-	-	-	-	-	1	-	-
% Pedestrians	-	-	-	-	33.3	-	-	-	-	-	50.0	-	-	-	-	-	40.0	-	-	-	-	-	50.0	-	-



City of Lloydminster  
4420-50 Avenue

Lloydminster, Alberta, Canada T9V 0W2  
(780) 875-6184 waguinaldo@lloydminster.ca

Count Name: 43 Street and 62 Avenue  
Site Code: 4362  
Start Date: 05/18/2023  
Page No: 7



Turning Movement Peak Hour Data Plot (12:15 PM)



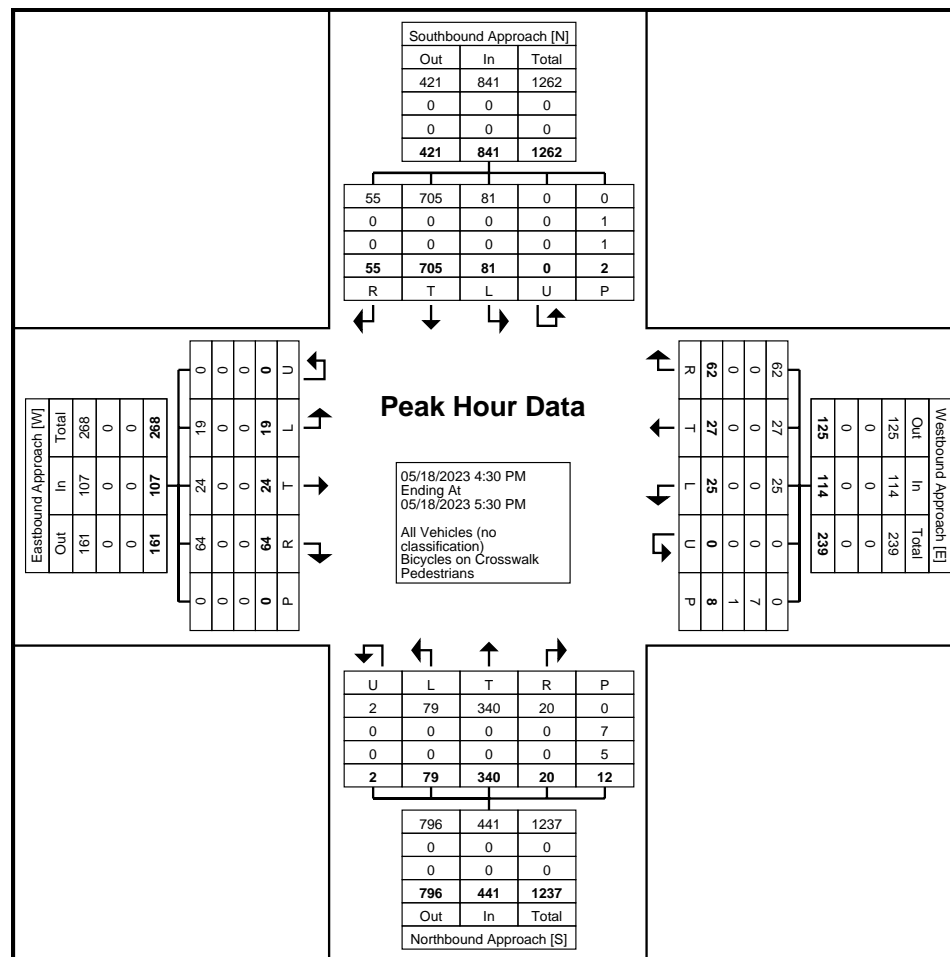




City of Lloydminster  
4420-50 Avenue

Lloydminster, Alberta, Canada T9V 0W2  
(780) 875-6184 waguinaldo@lloydminster.ca

Count Name: 43 Street and 62 Avenue  
Site Code: 4362  
Start Date: 05/18/2023  
Page No: 9



Turning Movement Peak Hour Data Plot (4:30 PM)



City of Lloydminster  
4420-50 Avenue

Lloydminster, Alberta, Canada T9V 0W2  
(780) 875-6184 waguinaldo@lloydminster.ca

Count Name: 50 Street and 49 Avenue  
Site Code: 5049  
Start Date: 05/08/2023  
Page No: 1

### Turning Movement Data

Start Time	Southbound Approach Southbound						Westbound Approach Westbound						Northbound Approach Northbound						Eastbound Approach Eastbound						Int. Total
	Right	Thru	Left	U-Turn	Peds	App. Total	Right	Thru	Left	U-Turn	Peds	App. Total	Right	Thru	Left	U-Turn	Peds	App. Total	Right	Thru	Left	U-Turn	Peds	App. Total	
7:00 AM	0	14	0	0	0	14	0	8	0	0	0	8	1	6	0	0	0	7	2	2	0	0	0	4	33
7:15 AM	1	14	0	0	1	15	2	1	1	0	3	4	0	4	1	0	0	5	5	3	0	0	0	8	32
7:30 AM	1	33	1	0	0	35	0	1	2	0	0	3	1	8	2	0	0	11	8	3	1	0	1	12	61
7:45 AM	5	62	4	0	1	71	8	7	1	0	0	16	4	14	3	0	0	21	4	14	1	0	0	19	127
Hourly Total	7	123	5	0	2	135	10	17	4	0	3	31	6	32	6	0	0	44	19	22	2	0	1	43	253
8:00 AM	11	33	6	0	0	50	3	7	2	0	1	12	2	21	4	0	10	27	12	9	0	0	0	21	110
8:15 AM	3	24	1	0	0	28	1	5	1	0	0	7	1	14	6	0	4	21	6	7	2	0	0	15	71
8:30 AM	7	16	3	0	0	26	1	6	0	0	1	7	2	16	3	0	1	21	7	2	3	0	0	12	66
8:45 AM	4	21	4	0	2	29	6	7	2	0	2	15	3	23	4	0	2	30	8	9	4	0	0	21	95
Hourly Total	25	94	14	0	2	133	11	25	5	0	4	41	8	74	17	0	17	99	33	27	9	0	0	69	342
*** BREAK ***	-	-	-	-	-	-	-	-	-	-	-	-	-	-	-	-	-	-	-	-	-	-	-	-	-
11:30 AM	11	18	5	0	1	34	9	8	3	0	1	20	6	22	2	0	2	30	6	15	4	0	1	25	109
11:45 AM	4	27	9	0	1	40	4	7	3	0	3	14	8	29	6	0	4	43	3	15	6	0	1	24	121
Hourly Total	15	45	14	0	2	74	13	15	6	0	4	34	14	51	8	0	6	73	9	30	10	0	2	49	230
12:00 PM	4	24	6	0	3	34	10	13	3	0	2	26	6	40	6	0	2	52	3	9	9	0	2	21	133
12:15 PM	11	27	4	0	6	42	9	11	4	0	5	24	9	42	4	0	3	55	5	16	6	0	0	27	148
12:30 PM	5	23	5	0	1	33	9	12	4	0	3	25	5	33	6	0	1	44	4	14	7	0	0	25	127
12:45 PM	7	36	8	0	3	51	10	9	7	0	0	26	3	21	5	0	5	29	8	15	3	0	0	26	132
Hourly Total	27	110	23	0	13	160	38	45	18	0	10	101	23	136	21	0	11	180	20	54	25	0	2	99	540
1:00 PM	10	30	10	0	6	50	8	17	2	0	3	27	7	33	1	0	3	41	8	7	6	0	1	21	139
1:15 PM	5	26	5	0	1	36	7	10	1	0	1	18	5	27	4	0	2	36	3	6	8	0	1	17	107
*** BREAK ***	-	-	-	-	-	-	-	-	-	-	-	-	-	-	-	-	-	-	-	-	-	-	-	-	-
Hourly Total	15	56	15	0	7	86	15	27	3	0	4	45	12	60	5	0	5	77	11	13	14	0	2	38	246
4:00 PM	3	14	8	0	1	25	9	9	2	0	0	20	6	36	6	0	1	48	5	14	4	0	0	23	116
4:15 PM	7	24	2	0	0	33	11	7	3	0	2	21	8	38	6	0	1	52	3	17	3	0	3	23	129
4:30 PM	5	22	7	0	3	34	12	14	3	0	5	29	17	51	7	0	5	75	3	14	3	0	1	20	158
4:45 PM	4	26	7	0	1	37	8	6	3	0	2	17	10	35	5	0	3	50	4	14	4	0	2	22	126
Hourly Total	19	86	24	0	5	129	40	36	11	0	9	87	41	160	24	0	10	225	15	59	14	0	6	88	529
5:00 PM	1	24	5	0	0	30	9	9	5	0	0	23	15	59	5	0	3	79	2	22	3	0	0	27	159
5:15 PM	7	27	9	0	0	43	10	19	6	0	1	35	4	54	9	0	0	67	3	18	6	0	0	27	172
5:30 PM	3	17	3	0	4	23	8	21	4	0	1	33	2	25	7	0	8	34	3	15	7	0	0	25	115
5:45 PM	2	20	3	0	1	25	6	13	1	0	0	20	1	19	5	0	0	25	3	5	3	0	0	11	81
Hourly Total	13	88	20	0	5	121	33	62	16	0	2	111	22	157	26	0	11	205	11	60	19	0	0	90	527
Grand Total	121	602	115	0	36	838	160	227	63	0	36	450	126	670	107	0	60	903	118	265	93	0	13	476	2667
Approach %	14.4	71.8	13.7	0.0	-	-	35.6	50.4	14.0	0.0	-	-	14.0	74.2	11.8	0.0	-	-	24.8	55.7	19.5	0.0	-	-	-

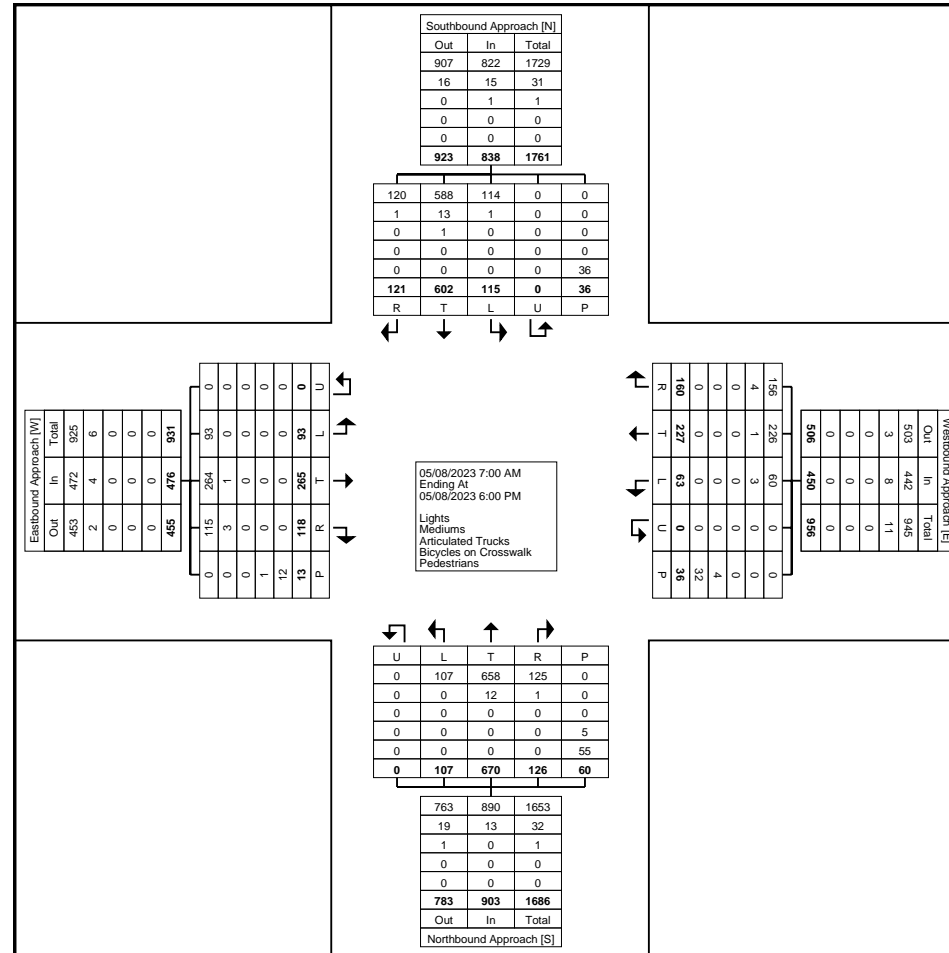
Total %	4.5	22.6	4.3	0.0	-	31.4	6.0	8.5	2.4	0.0	-	16.9	4.7	25.1	4.0	0.0	-	33.9	4.4	9.9	3.5	0.0	-	17.8	-
Lights	120	588	114	0	-	822	156	226	60	0	-	442	125	658	107	0	-	890	115	264	93	0	-	472	2626
% Lights	99.2	97.7	99.1	-	-	98.1	97.5	99.6	95.2	-	-	98.2	99.2	98.2	100.0	-	-	98.6	97.5	99.6	100.0	-	-	99.2	98.5
Mediums	1	13	1	0	-	15	4	1	3	0	-	8	1	12	0	0	-	13	3	1	0	0	-	4	40
% Mediums	0.8	2.2	0.9	-	-	1.8	2.5	0.4	4.8	-	-	1.8	0.8	1.8	0.0	-	-	1.4	2.5	0.4	0.0	-	-	0.8	1.5
Articulated Trucks	0	1	0	0	-	1	0	0	0	0	-	0	0	0	0	0	-	0	0	0	0	0	-	0	1
% Articulated Trucks	0.0	0.2	0.0	-	-	0.1	0.0	0.0	0.0	-	-	0.0	0.0	0.0	0.0	-	-	0.0	0.0	0.0	0.0	-	-	0.0	0.0
Bicycles on Crosswalk	-	-	-	-	0	-	-	-	-	-	4	-	-	-	-	-	5	-	-	-	-	-	1	-	-
% Bicycles on Crosswalk	-	-	-	-	0.0	-	-	-	-	-	11.1	-	-	-	-	-	8.3	-	-	-	-	-	7.7	-	-
Pedestrians	-	-	-	-	36	-	-	-	-	-	32	-	-	-	-	-	55	-	-	-	-	-	12	-	-
% Pedestrians	-	-	-	-	100.0	-	-	-	-	-	88.9	-	-	-	-	-	91.7	-	-	-	-	-	92.3	-	-



City of Lloydminster  
4420-50 Avenue

Lloydminster, Alberta, Canada T9V 0W2  
(780) 875-6184 waguinaldo@lloydminster.ca

Count Name: 50 Street and 49 Avenue  
Site Code: 5049  
Start Date: 05/08/2023  
Page No: 3



Turning Movement Data Plot

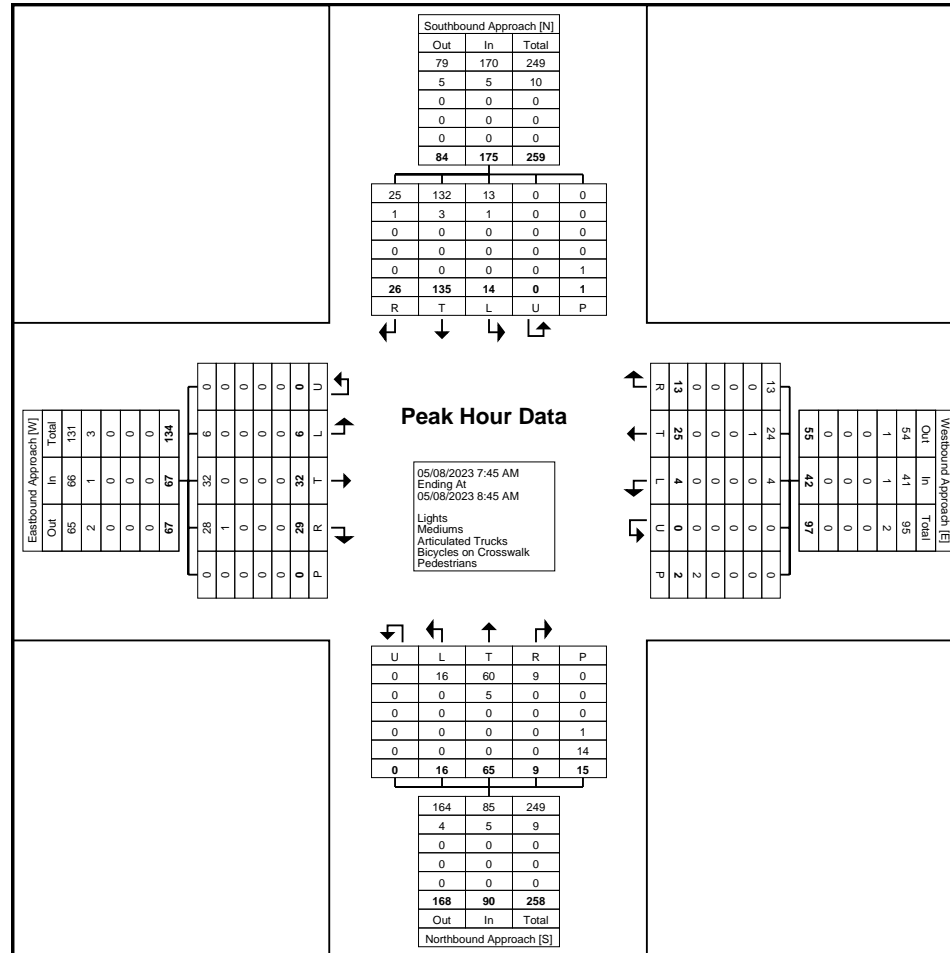




City of Lloydminster  
4420-50 Avenue

Lloydminster, Alberta, Canada T9V 0W2  
(780) 875-6184 waguinaldo@lloydminster.ca

Count Name: 50 Street and 49 Avenue  
Site Code: 5049  
Start Date: 05/08/2023  
Page No: 5



Turning Movement Peak Hour Data Plot (7:45 AM)



City of Lloydminster  
4420-50 Avenue

Lloydminster, Alberta, Canada T9V 0W2  
(780) 875-6184 waguinaldo@lloydminster.ca

Count Name: 50 Street and 49 Avenue  
Site Code: 5049  
Start Date: 05/08/2023  
Page No: 6

### Turning Movement Peak Hour Data (12:15 PM)

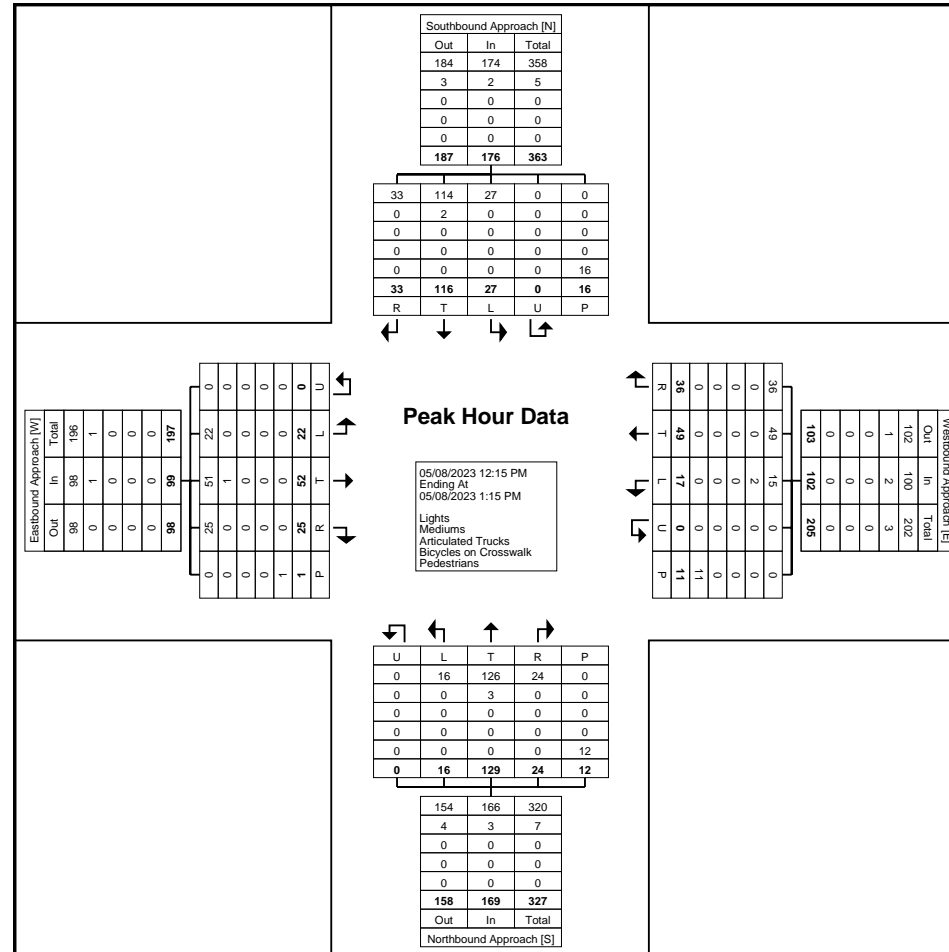
Start Time	Southbound Approach Southbound						Westbound Approach Westbound						Northbound Approach Northbound						Eastbound Approach Eastbound						Int. Total
	Right	Thru	Left	U-Turn	Peds	App. Total	Right	Thru	Left	U-Turn	Peds	App. Total	Right	Thru	Left	U-Turn	Peds	App. Total	Right	Thru	Left	U-Turn	Peds	App. Total	
12:15 PM	11	27	4	0	6	42	9	11	4	0	5	24	9	42	4	0	3	55	5	16	6	0	0	27	148
12:30 PM	5	23	5	0	1	33	9	12	4	0	3	25	5	33	6	0	1	44	4	14	7	0	0	25	127
12:45 PM	7	36	8	0	3	51	10	9	7	0	0	26	3	21	5	0	5	29	8	15	3	0	0	26	132
1:00 PM	10	30	10	0	6	50	8	17	2	0	3	27	7	33	1	0	3	41	8	7	6	0	1	21	139
<b>Total</b>	<b>33</b>	<b>116</b>	<b>27</b>	<b>0</b>	<b>16</b>	<b>176</b>	<b>36</b>	<b>49</b>	<b>17</b>	<b>0</b>	<b>11</b>	<b>102</b>	<b>24</b>	<b>129</b>	<b>16</b>	<b>0</b>	<b>12</b>	<b>169</b>	<b>25</b>	<b>52</b>	<b>22</b>	<b>0</b>	<b>1</b>	<b>99</b>	<b>546</b>
<b>Approach %</b>	<b>18.8</b>	<b>65.9</b>	<b>15.3</b>	<b>0.0</b>	<b>-</b>	<b>-</b>	<b>35.3</b>	<b>48.0</b>	<b>16.7</b>	<b>0.0</b>	<b>-</b>	<b>-</b>	<b>14.2</b>	<b>76.3</b>	<b>9.5</b>	<b>0.0</b>	<b>-</b>	<b>-</b>	<b>25.3</b>	<b>52.5</b>	<b>22.2</b>	<b>0.0</b>	<b>-</b>	<b>-</b>	<b>-</b>
<b>Total %</b>	<b>6.0</b>	<b>21.2</b>	<b>4.9</b>	<b>0.0</b>	<b>-</b>	<b>32.2</b>	<b>6.6</b>	<b>9.0</b>	<b>3.1</b>	<b>0.0</b>	<b>-</b>	<b>18.7</b>	<b>4.4</b>	<b>23.6</b>	<b>2.9</b>	<b>0.0</b>	<b>-</b>	<b>31.0</b>	<b>4.6</b>	<b>9.5</b>	<b>4.0</b>	<b>0.0</b>	<b>-</b>	<b>18.1</b>	<b>-</b>
<b>PHF</b>	<b>0.750</b>	<b>0.806</b>	<b>0.675</b>	<b>0.000</b>	<b>-</b>	<b>0.863</b>	<b>0.900</b>	<b>0.721</b>	<b>0.607</b>	<b>0.000</b>	<b>-</b>	<b>0.944</b>	<b>0.667</b>	<b>0.768</b>	<b>0.667</b>	<b>0.000</b>	<b>-</b>	<b>0.768</b>	<b>0.781</b>	<b>0.813</b>	<b>0.786</b>	<b>0.000</b>	<b>-</b>	<b>0.917</b>	<b>0.922</b>
<b>Lights</b>	<b>33</b>	<b>114</b>	<b>27</b>	<b>0</b>	<b>-</b>	<b>174</b>	<b>36</b>	<b>49</b>	<b>15</b>	<b>0</b>	<b>-</b>	<b>100</b>	<b>24</b>	<b>126</b>	<b>16</b>	<b>0</b>	<b>-</b>	<b>166</b>	<b>25</b>	<b>51</b>	<b>22</b>	<b>0</b>	<b>-</b>	<b>98</b>	<b>538</b>
<b>% Lights</b>	<b>100.0</b>	<b>98.3</b>	<b>100.0</b>	<b>-</b>	<b>-</b>	<b>98.9</b>	<b>100.0</b>	<b>100.0</b>	<b>88.2</b>	<b>-</b>	<b>-</b>	<b>98.0</b>	<b>100.0</b>	<b>97.7</b>	<b>100.0</b>	<b>-</b>	<b>-</b>	<b>98.2</b>	<b>100.0</b>	<b>98.1</b>	<b>100.0</b>	<b>-</b>	<b>-</b>	<b>99.0</b>	<b>98.5</b>
<b>Mediums</b>	<b>0</b>	<b>2</b>	<b>0</b>	<b>0</b>	<b>-</b>	<b>2</b>	<b>0</b>	<b>0</b>	<b>2</b>	<b>0</b>	<b>-</b>	<b>2</b>	<b>0</b>	<b>3</b>	<b>0</b>	<b>0</b>	<b>-</b>	<b>3</b>	<b>0</b>	<b>1</b>	<b>0</b>	<b>0</b>	<b>-</b>	<b>1</b>	<b>8</b>
<b>% Mediums</b>	<b>0.0</b>	<b>1.7</b>	<b>0.0</b>	<b>-</b>	<b>-</b>	<b>1.1</b>	<b>0.0</b>	<b>0.0</b>	<b>11.8</b>	<b>-</b>	<b>-</b>	<b>2.0</b>	<b>0.0</b>	<b>2.3</b>	<b>0.0</b>	<b>-</b>	<b>-</b>	<b>1.8</b>	<b>0.0</b>	<b>1.9</b>	<b>0.0</b>	<b>-</b>	<b>-</b>	<b>1.0</b>	<b>1.5</b>
<b>Articulated Trucks</b>	<b>0</b>	<b>0</b>	<b>0</b>	<b>0</b>	<b>-</b>	<b>0</b>	<b>0</b>	<b>0</b>	<b>0</b>	<b>0</b>	<b>-</b>	<b>0</b>	<b>0</b>	<b>0</b>	<b>0</b>	<b>0</b>	<b>-</b>	<b>0</b>	<b>0</b>	<b>0</b>	<b>0</b>	<b>0</b>	<b>-</b>	<b>0</b>	<b>0</b>
<b>% Articulated Trucks</b>	<b>0.0</b>	<b>0.0</b>	<b>0.0</b>	<b>-</b>	<b>-</b>	<b>0.0</b>	<b>0.0</b>	<b>0.0</b>	<b>0.0</b>	<b>-</b>	<b>-</b>	<b>0.0</b>	<b>0.0</b>	<b>0.0</b>	<b>0.0</b>	<b>-</b>	<b>-</b>	<b>0.0</b>	<b>0.0</b>	<b>0.0</b>	<b>0.0</b>	<b>-</b>	<b>-</b>	<b>0.0</b>	<b>0.0</b>
<b>Bicycles on Crosswalk</b>	<b>-</b>	<b>-</b>	<b>-</b>	<b>-</b>	<b>0</b>	<b>-</b>	<b>-</b>	<b>-</b>	<b>-</b>	<b>-</b>	<b>0</b>	<b>-</b>	<b>-</b>	<b>-</b>	<b>-</b>	<b>-</b>	<b>0</b>	<b>-</b>	<b>-</b>	<b>-</b>	<b>-</b>	<b>-</b>	<b>0</b>	<b>-</b>	<b>-</b>
<b>% Bicycles on Crosswalk</b>	<b>-</b>	<b>-</b>	<b>-</b>	<b>-</b>	<b>0.0</b>	<b>-</b>	<b>-</b>	<b>-</b>	<b>-</b>	<b>-</b>	<b>0.0</b>	<b>-</b>	<b>-</b>	<b>-</b>	<b>-</b>	<b>-</b>	<b>0.0</b>	<b>-</b>	<b>-</b>	<b>-</b>	<b>-</b>	<b>-</b>	<b>0.0</b>	<b>-</b>	<b>-</b>
<b>Pedestrians</b>	<b>-</b>	<b>-</b>	<b>-</b>	<b>-</b>	<b>16</b>	<b>-</b>	<b>-</b>	<b>-</b>	<b>-</b>	<b>-</b>	<b>11</b>	<b>-</b>	<b>-</b>	<b>-</b>	<b>-</b>	<b>-</b>	<b>12</b>	<b>-</b>	<b>-</b>	<b>-</b>	<b>-</b>	<b>-</b>	<b>1</b>	<b>-</b>	<b>-</b>
<b>% Pedestrians</b>	<b>-</b>	<b>-</b>	<b>-</b>	<b>-</b>	<b>100.0</b>	<b>-</b>	<b>-</b>	<b>-</b>	<b>-</b>	<b>-</b>	<b>100.0</b>	<b>-</b>	<b>-</b>	<b>-</b>	<b>-</b>	<b>-</b>	<b>100.0</b>	<b>-</b>	<b>-</b>	<b>-</b>	<b>-</b>	<b>-</b>	<b>100.0</b>	<b>-</b>	<b>-</b>



City of Lloydminster  
4420-50 Avenue

Lloydminster, Alberta, Canada T9V 0W2  
(780) 875-6184 waguinaldo@lloydminster.ca

Count Name: 50 Street and 49 Avenue  
Site Code: 5049  
Start Date: 05/08/2023  
Page No: 7



Turning Movement Peak Hour Data Plot (12:15 PM)





City of Lloydminster  
4420-50 Avenue

Lloydminster, Alberta, Canada T9V 0W2  
(780) 875-6184 waguinaldo@lloydminster.ca

Count Name: 50 Street and 49 Avenue  
Site Code: 5049  
Start Date: 05/08/2023  
Page No: 8

### Turning Movement Peak Hour Data (4:30 PM)

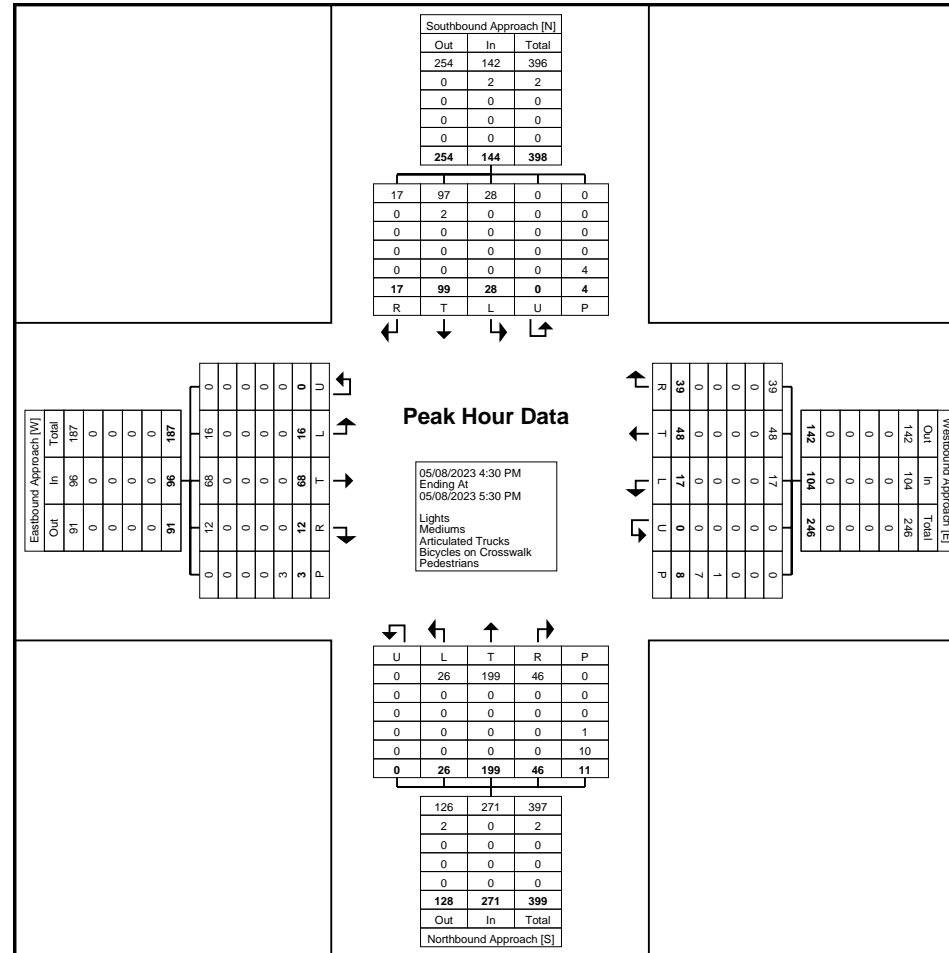
Start Time	Southbound Approach Southbound						Westbound Approach Westbound						Northbound Approach Northbound						Eastbound Approach Eastbound						Int. Total
	Right	Thru	Left	U-Turn	Peds	App. Total	Right	Thru	Left	U-Turn	Peds	App. Total	Right	Thru	Left	U-Turn	Peds	App. Total	Right	Thru	Left	U-Turn	Peds	App. Total	
4:30 PM	5	22	7	0	3	34	12	14	3	0	5	29	17	51	7	0	5	75	3	14	3	0	1	20	158
4:45 PM	4	26	7	0	1	37	8	6	3	0	2	17	10	35	5	0	3	50	4	14	4	0	2	22	126
5:00 PM	1	24	5	0	0	30	9	9	5	0	0	23	15	59	5	0	3	79	2	22	3	0	0	27	159
5:15 PM	7	27	9	0	0	43	10	19	6	0	1	35	4	54	9	0	0	67	3	18	6	0	0	27	172
Total	17	99	28	0	4	144	39	48	17	0	8	104	46	199	26	0	11	271	12	68	16	0	3	96	615
Approach %	11.8	68.8	19.4	0.0	-	-	37.5	46.2	16.3	0.0	-	-	17.0	73.4	9.6	0.0	-	-	12.5	70.8	16.7	0.0	-	-	-
Total %	2.8	16.1	4.6	0.0	-	23.4	6.3	7.8	2.8	0.0	-	16.9	7.5	32.4	4.2	0.0	-	44.1	2.0	11.1	2.6	0.0	-	15.6	-
PHF	0.607	0.917	0.778	0.000	-	0.837	0.813	0.632	0.708	0.000	-	0.743	0.676	0.843	0.722	0.000	-	0.858	0.750	0.773	0.667	0.000	-	0.889	0.894
Lights	17	97	28	0	-	142	39	48	17	0	-	104	46	199	26	0	-	271	12	68	16	0	-	96	613
% Lights	100.0	98.0	100.0	-	-	98.6	100.0	100.0	100.0	-	-	100.0	100.0	100.0	100.0	-	-	100.0	100.0	100.0	100.0	-	-	100.0	99.7
Mediums	0	2	0	0	-	2	0	0	0	0	-	0	0	0	0	0	-	0	0	0	0	0	-	0	2
% Mediums	0.0	2.0	0.0	-	-	1.4	0.0	0.0	0.0	-	-	0.0	0.0	0.0	0.0	-	-	0.0	0.0	0.0	0.0	-	-	0.0	0.3
Articulated Trucks	0	0	0	0	-	0	0	0	0	0	-	0	0	0	0	0	-	0	0	0	0	0	-	0	0
% Articulated Trucks	0.0	0.0	0.0	-	-	0.0	0.0	0.0	0.0	-	-	0.0	0.0	0.0	0.0	-	-	0.0	0.0	0.0	0.0	-	-	0.0	0.0
Bicycles on Crosswalk	-	-	-	-	0	-	-	-	-	-	1	-	-	-	-	-	1	-	-	-	-	-	0	-	-
% Bicycles on Crosswalk	-	-	-	-	0.0	-	-	-	-	-	12.5	-	-	-	-	-	9.1	-	-	-	-	-	0.0	-	-
Pedestrians	-	-	-	-	4	-	-	-	-	-	7	-	-	-	-	-	10	-	-	-	-	-	3	-	-
% Pedestrians	-	-	-	-	100.0	-	-	-	-	-	87.5	-	-	-	-	-	90.9	-	-	-	-	-	100.0	-	-



City of Lloydminster  
4420-50 Avenue

Lloydminster, Alberta, Canada T9V 0W2  
(780) 875-6184 waguinaldo@lloydminster.ca

Count Name: 50 Street and 49 Avenue  
Site Code: 5049  
Start Date: 05/08/2023  
Page No: 9



Turning Movement Peak Hour Data Plot (4:30 PM)



City of Lloydminster  
4420-50 Avenue

Lloydminster, Alberta, Canada T9V 0W2  
(780) 875-6184 waguinaldo@lloydminster.ca

Count Name: 50 Street and 50 Avenue  
Site Code: 5050  
Start Date: 05/08/2023  
Page No: 1

### Turning Movement Data

Start Time	Southbound Approach Southbound						Westbound Approach Westbound						Northbound Approach Northbound						Eastbound Approach Eastbound						Int. Total	
	Right	Thru	Left	U-Turn	Peds	App. Total	Right	Thru	Left	U-Turn	Peds	App. Total	Right	Thru	Left	U-Turn	Peds	App. Total	Right	Thru	Left	U-Turn	Peds	App. Total		
7:00 AM	1	17	2	0	0	20	1	2	0	0	1	3	2	30	1	0	0	33	3	5	7	0	0	15	71	
7:15 AM	2	24	0	0	0	26	4	0	0	0	3	4	1	36	0	0	0	37	4	4	8	0	0	16	83	
7:30 AM	4	42	0	0	0	46	2	2	2	0	0	6	3	54	1	0	0	58	1	0	8	0	0	9	119	
7:45 AM	3	58	3	0	0	64	9	12	3	0	0	24	5	61	5	0	2	71	1	10	24	0	2	35	194	
Hourly Total	10	141	5	0	0	156	16	16	5	0	4	37	11	181	7	0	2	199	9	19	47	0	2	75	467	
8:00 AM	6	49	3	0	0	58	4	7	1	0	0	12	3	45	1	0	0	49	2	4	18	0	0	24	143	
8:15 AM	5	51	3	0	1	59	4	3	2	0	0	9	5	45	3	0	0	53	4	4	16	0	0	24	145	
8:30 AM	10	67	1	0	0	78	3	3	0	0	0	6	4	30	2	0	0	36	4	8	12	0	0	24	144	
8:45 AM	4	52	2	0	0	58	6	5	3	0	0	14	7	47	1	0	2	55	5	10	13	0	0	28	155	
Hourly Total	25	219	9	0	1	253	17	18	6	0	0	41	19	167	7	0	2	193	15	26	59	0	0	100	587	
*** BREAK ***	-	-	-	-	-	-	-	-	-	-	-	-	-	-	-	-	-	-	-	-	-	-	-	-	-	-
11:30 AM	6	67	3	0	1	76	5	12	10	0	3	27	7	74	2	0	2	83	11	15	9	0	1	35	221	
11:45 AM	10	76	3	0	3	89	3	15	12	0	4	30	4	56	1	0	3	61	9	7	18	0	0	34	214	
Hourly Total	16	143	6	0	4	165	8	27	22	0	7	57	11	130	3	0	5	144	20	22	27	0	1	69	435	
12:00 PM	3	33	3	0	0	39	0	16	8	0	0	24	7	37	1	0	0	45	10	14	10	0	2	34	142	
12:15 PM	10	78	2	0	0	90	1	13	8	0	2	22	4	54	1	0	3	59	10	19	10	0	0	39	210	
12:30 PM	4	51	2	0	6	57	3	13	6	0	3	22	7	55	0	0	2	62	9	17	15	0	2	41	182	
12:45 PM	2	74	2	0	2	78	7	14	10	0	7	31	5	74	0	0	2	79	11	17	9	0	1	37	225	
Hourly Total	19	236	9	0	8	264	11	56	32	0	12	99	23	220	2	0	7	245	40	67	44	0	5	151	759	
1:00 PM	4	67	1	0	2	72	0	11	6	0	1	17	13	73	5	0	1	91	12	18	15	0	1	45	225	
1:15 PM	5	69	2	0	0	76	4	8	4	0	2	16	7	71	4	0	3	82	6	12	12	0	4	30	204	
*** BREAK ***	-	-	-	-	-	-	-	-	-	-	-	-	-	-	-	-	-	-	-	-	-	-	-	-	-	-
Hourly Total	9	136	3	0	2	148	4	19	10	0	3	33	20	144	9	0	4	173	18	30	27	0	5	75	429	
4:00 PM	6	76	7	0	0	89	3	15	14	0	0	32	6	53	4	0	1	63	6	10	16	0	1	32	216	
4:15 PM	6	64	2	0	1	72	4	10	10	0	0	24	9	60	4	0	1	73	5	7	8	0	1	20	189	
4:30 PM	6	74	5	0	3	85	6	26	10	0	3	42	4	79	0	0	0	83	8	20	24	0	1	52	262	
4:45 PM	4	70	3	0	5	77	5	16	8	0	6	29	6	66	1	0	1	73	10	11	16	0	1	37	216	
Hourly Total	22	284	17	0	9	323	18	67	42	0	9	127	25	258	9	0	3	292	29	48	64	0	4	141	883	
5:00 PM	9	104	0	0	1	113	6	29	6	0	1	41	10	67	2	0	1	79	16	16	23	0	0	55	288	
5:15 PM	9	99	0	0	0	108	6	15	12	0	2	33	5	62	3	0	5	70	7	29	20	0	1	56	267	
5:30 PM	6	85	7	0	6	98	4	7	6	0	3	17	5	54	1	0	0	60	14	16	9	0	1	39	214	
5:45 PM	2	61	3	0	1	66	5	2	3	0	2	10	7	50	2	0	1	59	9	7	12	0	1	28	163	
Hourly Total	26	349	10	0	8	385	21	53	27	0	8	101	27	233	8	0	7	268	46	68	64	0	3	178	932	
Grand Total	127	1508	59	0	32	1694	95	256	144	0	43	495	136	1333	45	0	30	1514	177	280	332	0	20	789	4492	
Approach %	7.5	89.0	3.5	0.0	-	-	19.2	51.7	29.1	0.0	-	-	9.0	88.0	3.0	0.0	-	-	22.4	35.5	42.1	0.0	-	-	-	

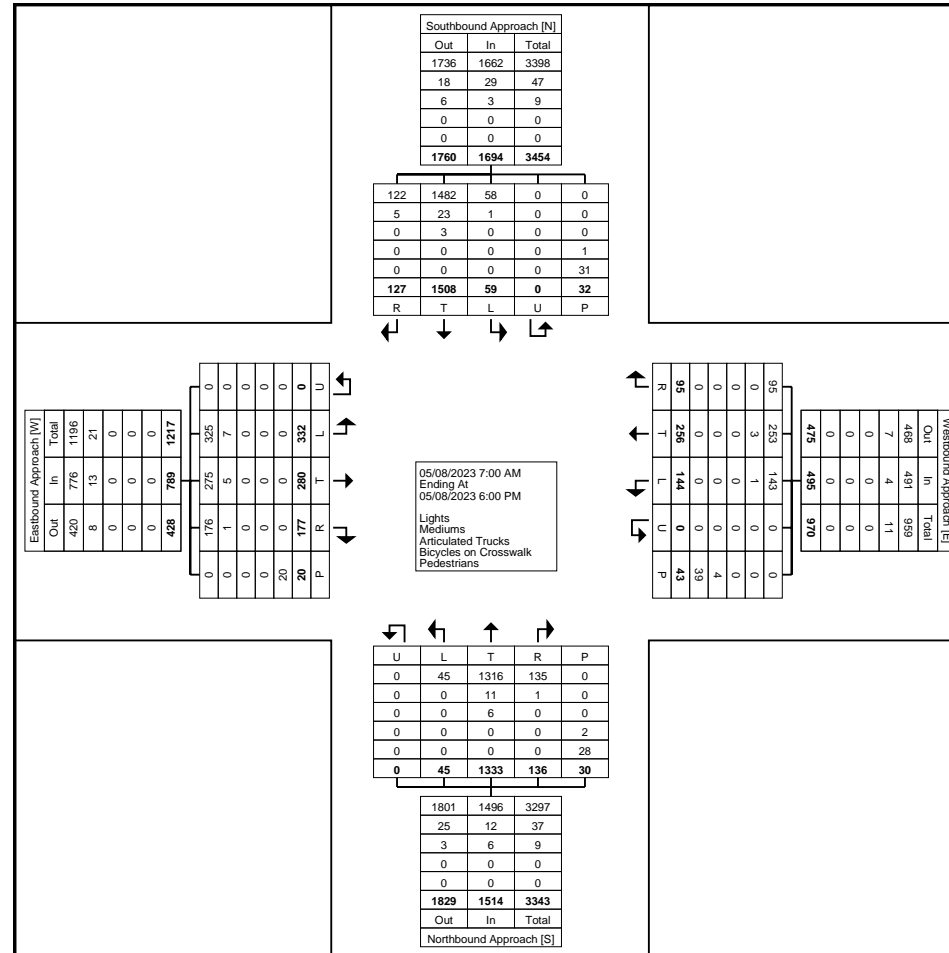
Total %	2.8	33.6	1.3	0.0	-	37.7	2.1	5.7	3.2	0.0	-	11.0	3.0	29.7	1.0	0.0	-	33.7	3.9	6.2	7.4	0.0	-	17.6	-
Lights	122	1482	58	0	-	1662	95	253	143	0	-	491	135	1316	45	0	-	1496	176	275	325	0	-	776	4425
% Lights	96.1	98.3	98.3	-	-	98.1	100.0	98.8	99.3	-	-	99.2	99.3	98.7	100.0	-	-	98.8	99.4	98.2	97.9	-	-	98.4	98.5
Mediums	5	23	1	0	-	29	0	3	1	0	-	4	1	11	0	0	-	12	1	5	7	0	-	13	58
% Mediums	3.9	1.5	1.7	-	-	1.7	0.0	1.2	0.7	-	-	0.8	0.7	0.8	0.0	-	-	0.8	0.6	1.8	2.1	-	-	1.6	1.3
Articulated Trucks	0	3	0	0	-	3	0	0	0	0	-	0	0	6	0	0	-	6	0	0	0	0	-	0	9
% Articulated Trucks	0.0	0.2	0.0	-	-	0.2	0.0	0.0	0.0	-	-	0.0	0.0	0.5	0.0	-	-	0.4	0.0	0.0	0.0	-	-	0.0	0.2
Bicycles on Crosswalk	-	-	-	-	1	-	-	-	-	-	4	-	-	-	-	-	2	-	-	-	-	-	0	-	-
% Bicycles on Crosswalk	-	-	-	-	3.1	-	-	-	-	-	9.3	-	-	-	-	-	6.7	-	-	-	-	-	0.0	-	-
Pedestrians	-	-	-	-	31	-	-	-	-	-	39	-	-	-	-	-	28	-	-	-	-	-	20	-	-
% Pedestrians	-	-	-	-	96.9	-	-	-	-	-	90.7	-	-	-	-	-	93.3	-	-	-	-	-	100.0	-	-



City of Lloydminster  
4420-50 Avenue

Lloydminster, Alberta, Canada T9V 0W2  
(780) 875-6184 waguinaldo@lloydminster.ca

Count Name: 50 Street and 50 Avenue  
Site Code: 5050  
Start Date: 05/08/2023  
Page No: 3



Turning Movement Data Plot



City of Lloydminster  
4420-50 Avenue

Lloydminster, Alberta, Canada T9V 0W2  
(780) 875-6184 waguinaldo@lloydminster.ca

Count Name: 50 Street and 50 Avenue  
Site Code: 5050  
Start Date: 05/08/2023  
Page No: 4

### Turning Movement Peak Hour Data (7:45 AM)

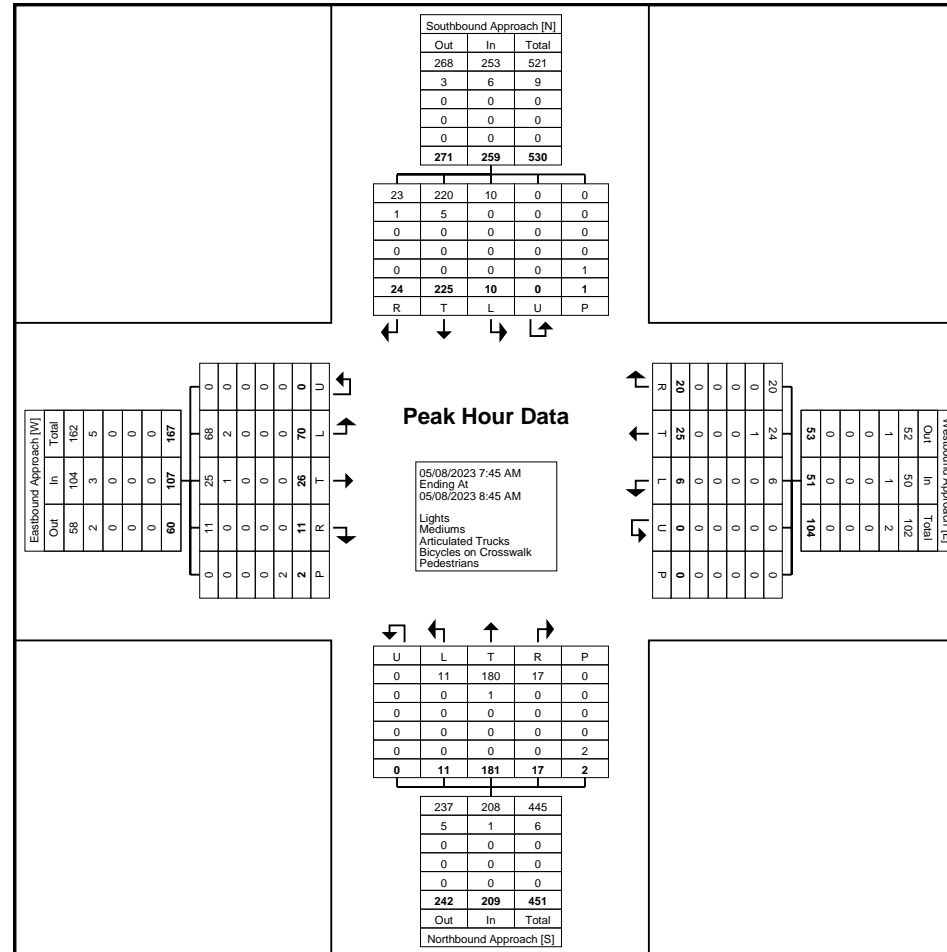
Start Time	Southbound Approach Southbound						Westbound Approach Westbound						Northbound Approach Northbound						Eastbound Approach Eastbound						Int. Total
	Right	Thru	Left	U-Turn	Peds	App. Total	Right	Thru	Left	U-Turn	Peds	App. Total	Right	Thru	Left	U-Turn	Peds	App. Total	Right	Thru	Left	U-Turn	Peds	App. Total	
7:45 AM	3	58	3	0	0	64	9	12	3	0	0	24	5	61	5	0	2	71	1	10	24	0	2	35	194
8:00 AM	6	49	3	0	0	58	4	7	1	0	0	12	3	45	1	0	0	49	2	4	18	0	0	24	143
8:15 AM	5	51	3	0	1	59	4	3	2	0	0	9	5	45	3	0	0	53	4	4	16	0	0	24	145
8:30 AM	10	67	1	0	0	78	3	3	0	0	0	6	4	30	2	0	0	36	4	8	12	0	0	24	144
Total	24	225	10	0	1	259	20	25	6	0	0	51	17	181	11	0	2	209	11	26	70	0	2	107	626
Approach %	9.3	86.9	3.9	0.0	-	-	39.2	49.0	11.8	0.0	-	-	8.1	86.6	5.3	0.0	-	-	10.3	24.3	65.4	0.0	-	-	-
Total %	3.8	35.9	1.6	0.0	-	41.4	3.2	4.0	1.0	0.0	-	8.1	2.7	28.9	1.8	0.0	-	33.4	1.8	4.2	11.2	0.0	-	17.1	-
PHF	0.600	0.840	0.833	0.000	-	0.830	0.556	0.521	0.500	0.000	-	0.531	0.850	0.742	0.550	0.000	-	0.736	0.688	0.650	0.729	0.000	-	0.764	0.807
Lights	23	220	10	0	-	253	20	24	6	0	-	50	17	180	11	0	-	208	11	25	68	0	-	104	615
% Lights	95.8	97.8	100.0	-	-	97.7	100.0	96.0	100.0	-	-	98.0	100.0	99.4	100.0	-	-	99.5	100.0	96.2	97.1	-	-	97.2	98.2
Mediums	1	5	0	0	-	6	0	1	0	0	-	1	0	1	0	0	-	1	0	1	2	0	-	3	11
% Mediums	4.2	2.2	0.0	-	-	2.3	0.0	4.0	0.0	-	-	2.0	0.0	0.6	0.0	-	-	0.5	0.0	3.8	2.9	-	-	2.8	1.8
Articulated Trucks	0	0	0	0	-	0	0	0	0	0	-	0	0	0	0	0	-	0	0	0	0	0	-	0	0
% Articulated Trucks	0.0	0.0	0.0	-	-	0.0	0.0	0.0	0.0	-	-	0.0	0.0	0.0	0.0	-	-	0.0	0.0	0.0	0.0	-	-	0.0	0.0
Bicycles on Crosswalk	-	-	-	-	0	-	-	-	-	-	0	-	-	-	-	-	0	-	-	-	-	-	0	-	-
% Bicycles on Crosswalk	-	-	-	-	0.0	-	-	-	-	-	-	-	-	-	-	-	0.0	-	-	-	-	-	0.0	-	-
Pedestrians	-	-	-	-	1	-	-	-	-	-	0	-	-	-	-	-	2	-	-	-	-	-	2	-	-
% Pedestrians	-	-	-	-	100.0	-	-	-	-	-	-	-	-	-	-	-	100.0	-	-	-	-	-	100.0	-	-



City of Lloydminster  
4420-50 Avenue

Lloydminster, Alberta, Canada T9V 0W2  
(780) 875-6184 waguinaldo@lloydminster.ca

Count Name: 50 Street and 50 Avenue  
Site Code: 5050  
Start Date: 05/08/2023  
Page No: 5



Turning Movement Peak Hour Data Plot (7:45 AM)



City of Lloydminster  
4420-50 Avenue

Lloydminster, Alberta, Canada T9V 0W2  
(780) 875-6184 waguinaldo@lloydminster.ca

Count Name: 50 Street and 50 Avenue  
Site Code: 5050  
Start Date: 05/08/2023  
Page No: 6

### Turning Movement Peak Hour Data (12:15 PM)

Start Time	Southbound Approach Southbound						Westbound Approach Westbound						Northbound Approach Northbound						Eastbound Approach Eastbound						Int. Total
	Right	Thru	Left	U-Turn	Peds	App. Total	Right	Thru	Left	U-Turn	Peds	App. Total	Right	Thru	Left	U-Turn	Peds	App. Total	Right	Thru	Left	U-Turn	Peds	App. Total	
12:15 PM	10	78	2	0	0	90	1	13	8	0	2	22	4	54	1	0	3	59	10	19	10	0	0	39	210
12:30 PM	4	51	2	0	6	57	3	13	6	0	3	22	7	55	0	0	2	62	9	17	15	0	2	41	182
12:45 PM	2	74	2	0	2	78	7	14	10	0	7	31	5	74	0	0	2	79	11	17	9	0	1	37	225
1:00 PM	4	67	1	0	2	72	0	11	6	0	1	17	13	73	5	0	1	91	12	18	15	0	1	45	225
Total	20	270	7	0	10	297	11	51	30	0	13	92	29	256	6	0	8	291	42	71	49	0	4	162	842
Approach %	6.7	90.9	2.4	0.0	-	-	12.0	55.4	32.6	0.0	-	-	10.0	88.0	2.1	0.0	-	-	25.9	43.8	30.2	0.0	-	-	-
Total %	2.4	32.1	0.8	0.0	-	35.3	1.3	6.1	3.6	0.0	-	10.9	3.4	30.4	0.7	0.0	-	34.6	5.0	8.4	5.8	0.0	-	19.2	-
PHF	0.500	0.865	0.875	0.000	-	0.825	0.393	0.911	0.750	0.000	-	0.742	0.558	0.865	0.300	0.000	-	0.799	0.875	0.934	0.817	0.000	-	0.900	0.936
Lights	19	265	7	0	-	291	11	50	30	0	-	91	29	250	6	0	-	285	42	71	49	0	-	162	829
% Lights	95.0	98.1	100.0	-	-	98.0	100.0	98.0	100.0	-	-	98.9	100.0	97.7	100.0	-	-	97.9	100.0	100.0	100.0	-	-	100.0	98.5
Mediums	1	4	0	0	-	5	0	1	0	0	-	1	0	3	0	0	-	3	0	0	0	0	-	0	9
% Mediums	5.0	1.5	0.0	-	-	1.7	0.0	2.0	0.0	-	-	1.1	0.0	1.2	0.0	-	-	1.0	0.0	0.0	0.0	-	-	0.0	1.1
Articulated Trucks	0	1	0	0	-	1	0	0	0	0	-	0	0	3	0	0	-	3	0	0	0	0	-	0	4
% Articulated Trucks	0.0	0.4	0.0	-	-	0.3	0.0	0.0	0.0	-	-	0.0	0.0	1.2	0.0	-	-	1.0	0.0	0.0	0.0	-	-	0.0	0.5
Bicycles on Crosswalk	-	-	-	-	0	-	-	-	-	-	1	-	-	-	-	-	1	-	-	-	-	-	0	-	-
% Bicycles on Crosswalk	-	-	-	-	0.0	-	-	-	-	-	7.7	-	-	-	-	-	12.5	-	-	-	-	-	0.0	-	-
Pedestrians	-	-	-	-	10	-	-	-	-	-	12	-	-	-	-	-	7	-	-	-	-	-	4	-	-
% Pedestrians	-	-	-	-	100.0	-	-	-	-	-	92.3	-	-	-	-	-	87.5	-	-	-	-	-	100.0	-	-







City of Lloydminster  
4420-50 Avenue

Lloydminster, Alberta, Canada T9V 0W2  
(780) 875-6184 waguinaldo@lloydminster.ca

Count Name: 50 Street and 50 Avenue  
Site Code: 5050  
Start Date: 05/08/2023  
Page No: 8

### Turning Movement Peak Hour Data (4:30 PM)

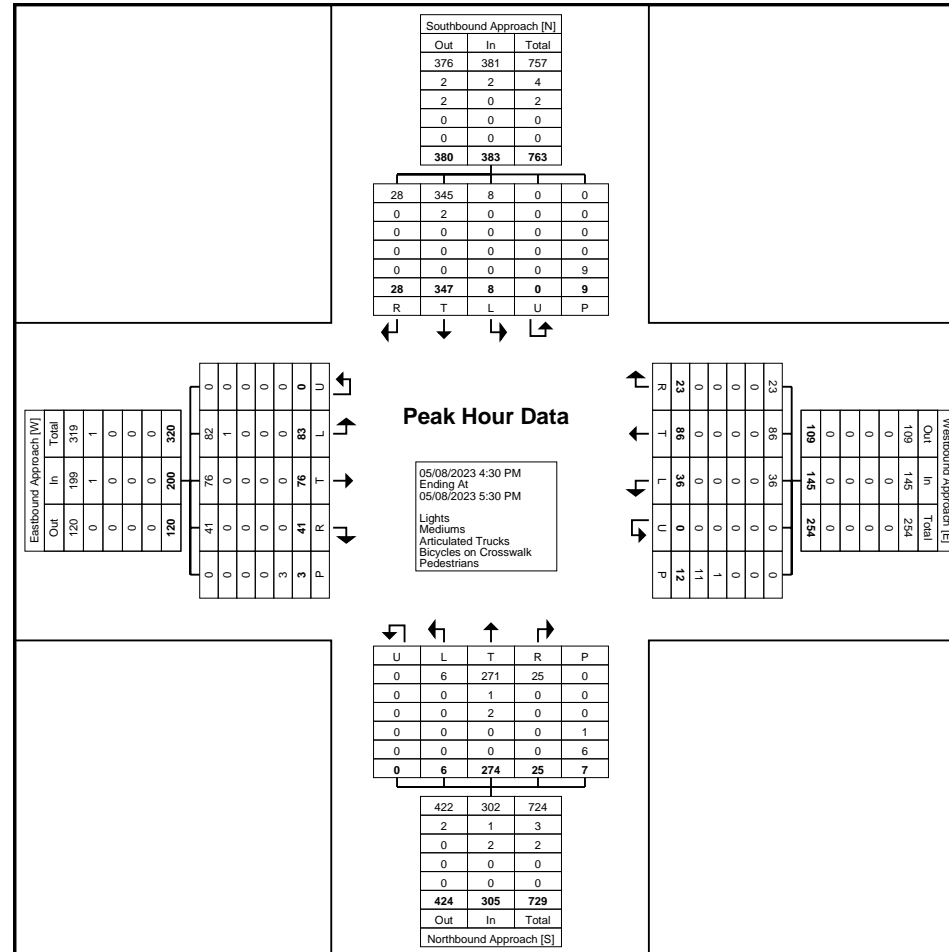
Start Time	Southbound Approach Southbound						Westbound Approach Westbound						Northbound Approach Northbound						Eastbound Approach Eastbound						Int. Total
	Right	Thru	Left	U-Turn	Peds	App. Total	Right	Thru	Left	U-Turn	Peds	App. Total	Right	Thru	Left	U-Turn	Peds	App. Total	Right	Thru	Left	U-Turn	Peds	App. Total	
4:30 PM	6	74	5	0	3	85	6	26	10	0	3	42	4	79	0	0	0	83	8	20	24	0	1	52	262
4:45 PM	4	70	3	0	5	77	5	16	8	0	6	29	6	66	1	0	1	73	10	11	16	0	1	37	216
5:00 PM	9	104	0	0	1	113	6	29	6	0	1	41	10	67	2	0	1	79	16	16	23	0	0	55	288
5:15 PM	9	99	0	0	0	108	6	15	12	0	2	33	5	62	3	0	5	70	7	29	20	0	1	56	267
Total	28	347	8	0	9	383	23	86	36	0	12	145	25	274	6	0	7	305	41	76	83	0	3	200	1033
Approach %	7.3	90.6	2.1	0.0	-	-	15.9	59.3	24.8	0.0	-	-	8.2	89.8	2.0	0.0	-	-	20.5	38.0	41.5	0.0	-	-	-
Total %	2.7	33.6	0.8	0.0	-	37.1	2.2	8.3	3.5	0.0	-	14.0	2.4	26.5	0.6	0.0	-	29.5	4.0	7.4	8.0	0.0	-	19.4	-
PHF	0.778	0.834	0.400	0.000	-	0.847	0.958	0.741	0.750	0.000	-	0.863	0.625	0.867	0.500	0.000	-	0.919	0.641	0.655	0.865	0.000	-	0.893	0.897
Lights	28	345	8	0	-	381	23	86	36	0	-	145	25	271	6	0	-	302	41	76	82	0	-	199	1027
% Lights	100.0	99.4	100.0	-	-	99.5	100.0	100.0	100.0	-	-	100.0	100.0	98.9	100.0	-	-	99.0	100.0	100.0	98.8	-	-	99.5	99.4
Mediums	0	2	0	0	-	2	0	0	0	0	-	0	0	1	0	0	-	1	0	0	1	0	-	1	4
% Mediums	0.0	0.6	0.0	-	-	0.5	0.0	0.0	0.0	-	-	0.0	0.0	0.4	0.0	-	-	0.3	0.0	0.0	1.2	-	-	0.5	0.4
Articulated Trucks	0	0	0	0	-	0	0	0	0	0	-	0	0	2	0	0	-	2	0	0	0	0	-	0	2
% Articulated Trucks	0.0	0.0	0.0	-	-	0.0	0.0	0.0	0.0	-	-	0.0	0.0	0.7	0.0	-	-	0.7	0.0	0.0	0.0	-	-	0.0	0.2
Bicycles on Crosswalk	-	-	-	-	0	-	-	-	-	-	1	-	-	-	-	-	1	-	-	-	-	-	0	-	-
% Bicycles on Crosswalk	-	-	-	-	0.0	-	-	-	-	-	8.3	-	-	-	-	-	14.3	-	-	-	-	-	0.0	-	-
Pedestrians	-	-	-	-	9	-	-	-	-	-	11	-	-	-	-	-	6	-	-	-	-	-	3	-	-
% Pedestrians	-	-	-	-	100.0	-	-	-	-	-	91.7	-	-	-	-	-	85.7	-	-	-	-	-	100.0	-	-



City of Lloydminster  
4420-50 Avenue

Lloydminster, Alberta, Canada T9V 0W2  
(780) 875-6184 waguinaldo@lloydminster.ca

Count Name: 50 Street and 50 Avenue  
Site Code: 5050  
Start Date: 05/08/2023  
Page No: 9



Turning Movement Peak Hour Data Plot (4:30 PM)



City of Lloydminster  
4420-50 Avenue

Lloydminster, Alberta, Canada T9V 0W2  
(780) 875-6184 waguinaldo@lloydminster.ca

Count Name: 50 Street and 52 Avenue  
Site Code: 5052  
Start Date: 09/18/2023  
Page No: 1

### Turning Movement Data

Start Time	Southbound Approach Southbound						Westbound Approach Westbound						Northbound Approach Northbound						Eastbound Approach Eastbound						Int. Total
	Right	Thru	Left	U-Turn	Peds	App. Total	Right	Thru	Left	U-Turn	Peds	App. Total	Right	Thru	Left	U-Turn	Peds	App. Total	Right	Thru	Left	U-Turn	Peds	App. Total	
9:31 AM	0	8	2	0	2	10	0	2	6	0	0	8	4	5	0	0	2	9	1	6	1	0	0	8	35
9:46 AM	1	12	2	0	1	15	1	2	12	0	0	15	1	10	3	0	3	14	4	7	0	0	0	11	55
Hourly Total	1	20	4	0	3	25	1	4	18	0	0	23	5	15	3	0	5	23	5	13	1	0	0	19	90
10:01 AM	0	20	0	0	1	20	1	1	7	0	1	9	2	14	2	0	1	18	2	7	0	0	0	9	56
10:16 AM	1	13	2	0	0	16	0	4	5	0	2	9	2	23	5	0	0	30	3	6	3	0	0	12	67
10:31 AM	0	16	0	0	0	16	0	4	8	0	3	12	2	15	1	0	1	18	3	7	0	0	0	10	56
10:46 AM	0	18	1	0	0	19	0	1	7	0	1	8	11	18	3	0	1	32	5	11	3	0	0	19	78
Hourly Total	1	67	3	0	1	71	1	10	27	0	7	38	17	70	11	0	3	98	13	31	6	0	0	50	257
11:01 AM	0	16	1	0	2	17	1	5	4	0	2	10	2	19	5	0	1	26	3	8	1	0	0	12	65
11:16 AM	1	21	0	0	1	22	0	0	4	0	0	4	9	14	3	0	2	26	4	6	3	0	0	13	65
11:31 AM	1	15	0	0	1	16	1	1	6	0	0	8	6	14	2	0	0	22	9	4	0	0	0	13	59
11:46 AM	0	18	0	0	0	18	1	7	14	0	0	22	6	8	2	0	0	16	5	7	0	0	0	12	68
Hourly Total	2	70	1	0	4	73	3	13	28	0	2	44	23	55	12	0	3	90	21	25	4	0	0	50	257
12:01 PM	4	30	1	0	1	35	3	7	10	0	1	20	3	15	6	0	0	24	3	12	0	0	0	15	94
12:16 PM	0	21	0	0	4	21	0	7	10	0	0	17	4	14	4	0	0	22	7	7	3	0	0	17	77
12:31 PM	0	15	0	0	2	15	1	3	7	0	0	11	7	21	1	0	0	29	3	7	3	0	2	13	68
12:46 PM	0	31	0	0	3	31	0	5	3	0	1	8	11	21	1	0	3	33	7	15	1	0	0	23	95
Hourly Total	4	97	1	0	10	102	4	22	30	0	2	56	25	71	12	0	3	108	20	41	7	0	2	68	334
1:01 PM	1	23	0	0	3	24	1	4	8	0	0	13	7	26	3	0	0	36	14	7	3	0	0	24	97
1:16 PM	1	17	0	1	0	19	1	4	2	0	2	7	8	16	2	0	3	26	6	8	0	0	0	14	66
1:31 PM	0	19	1	0	1	20	0	2	7	0	1	9	10	11	4	0	0	25	5	14	2	0	0	21	75
1:46 PM	0	24	1	0	0	25	0	1	9	0	4	10	13	18	1	0	1	32	8	3	2	0	0	13	80
Hourly Total	2	83	2	1	4	88	2	11	26	0	7	39	38	71	10	0	4	119	33	32	7	0	0	72	318
2:01 PM	0	24	0	0	0	24	0	2	6	0	1	8	7	17	6	0	0	30	6	8	0	0	0	14	76
2:16 PM	1	17	0	0	0	18	1	3	10	0	1	14	6	19	5	0	1	30	9	6	2	0	0	17	79
2:31 PM	1	22	0	0	2	23	1	5	10	0	0	16	9	18	4	0	3	31	5	7	1	0	1	13	83
2:46 PM	1	13	0	0	0	14	0	4	5	0	1	9	3	20	1	0	1	24	9	9	1	0	1	19	66
Hourly Total	3	76	0	0	2	79	2	14	31	0	3	47	25	74	16	0	5	115	29	30	4	0	2	63	304
3:01 PM	0	16	0	0	3	16	1	3	6	0	3	10	9	18	3	0	1	30	11	7	1	0	0	19	75
3:16 PM	1	19	0	0	6	20	2	3	7	0	0	12	7	20	7	0	0	34	6	3	2	0	0	11	77
3:31 PM	0	26	0	0	1	26	1	1	8	0	2	10	9	19	1	0	0	29	2	9	0	0	0	11	76
3:46 PM	0	16	3	0	0	19	1	0	7	0	1	8	7	10	7	0	0	24	1	8	1	0	0	10	61
Hourly Total	1	77	3	0	10	81	5	7	28	0	6	40	32	67	18	0	1	117	20	27	4	0	0	51	289
4:01 PM	0	21	2	0	0	23	0	6	6	0	1	12	2	22	3	0	1	27	3	10	0	0	0	13	75
4:16 PM	1	25	0	0	0	26	0	2	17	0	1	19	3	13	6	0	0	22	3	9	1	0	0	13	80

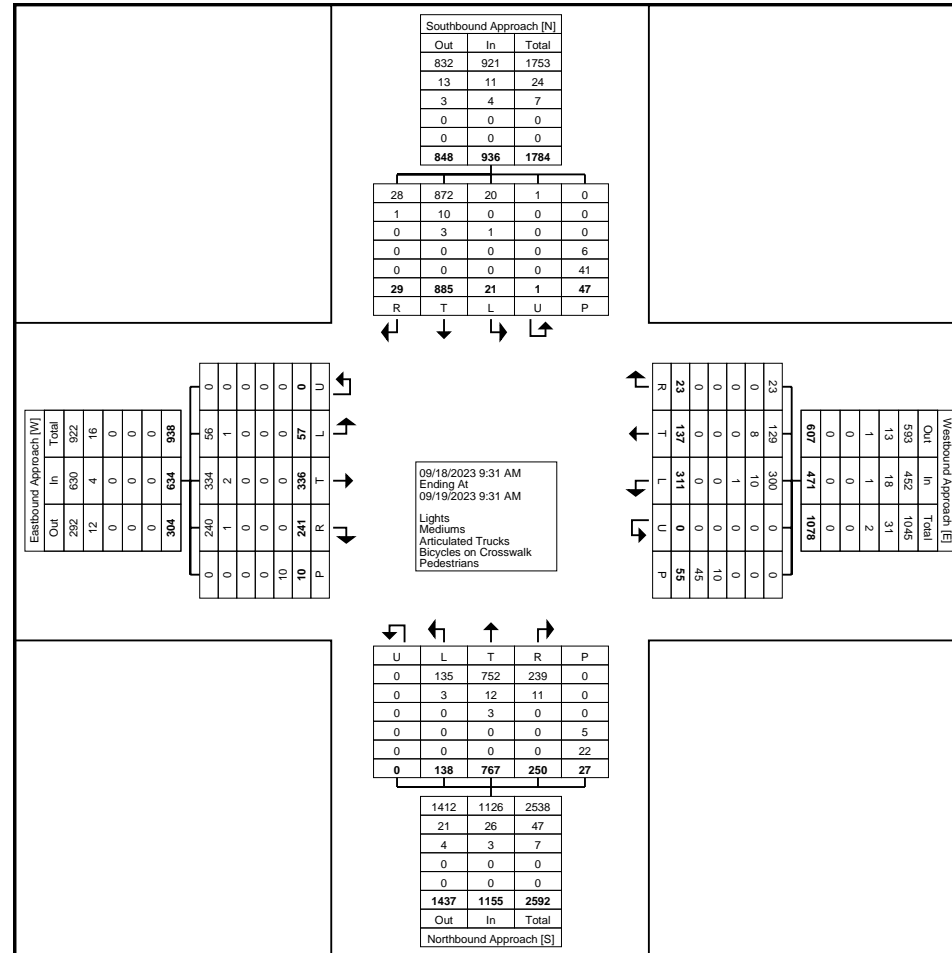
4:31 PM	2	28	1	0	0	31	1	5	8	0	4	14	7	25	5	0	0	37	5	7	0	0	0	12	94
4:46 PM	0	29	0	0	0	29	0	3	5	0	0	8	8	23	0	0	0	31	4	4	2	0	0	10	78
Hourly Total	3	103	3	0	0	109	1	16	36	0	6	53	20	83	14	0	1	117	15	30	3	0	0	48	327
5:01 PM	1	36	1	0	0	38	0	1	18	0	3	19	8	24	1	0	0	33	8	1	0	0	0	9	99
5:16 PM	0	35	0	0	0	35	0	8	14	0	4	22	4	29	3	0	0	36	5	5	1	0	0	11	104
5:31 PM	0	23	0	0	4	23	0	6	13	0	2	19	5	21	2	0	1	28	6	9	1	0	4	16	86
5:46 PM	2	17	0	0	1	19	0	1	3	0	2	4	7	17	3	0	0	27	1	7	2	0	1	10	60
Hourly Total	3	111	1	0	5	115	0	16	48	0	11	64	24	91	9	0	1	124	20	22	4	0	5	46	349
6:01 PM	0	19	1	0	0	20	0	4	6	0	0	10	3	18	2	0	0	23	7	7	0	0	1	14	67
6:16 PM	0	12	0	0	0	12	0	3	5	0	0	8	2	11	5	0	0	18	4	6	0	0	0	10	48
*** BREAK ***	-	-	-	-	-	-	-	-	-	-	-	-	-	-	-	-	-	-	-	-	-	-	-	-	-
Hourly Total	0	31	1	0	0	32	0	7	11	0	0	18	5	29	7	0	0	41	11	13	0	0	1	24	115
6:16 AM	0	1	0	0	0	1	0	0	0	0	0	0	0	0	0	0	0	0	0	0	0	0	0	0	1
6:31 AM	0	4	0	0	1	4	0	1	0	0	1	1	1	9	0	0	0	10	2	3	0	0	0	5	20
6:46 AM	0	6	0	0	0	6	0	0	0	0	1	0	0	9	5	0	0	14	4	1	1	0	0	6	26
Hourly Total	0	11	0	0	1	11	0	1	0	0	2	1	1	18	5	0	0	24	6	4	1	0	0	11	47
7:01 AM	2	6	0	0	0	8	0	2	6	0	0	8	1	5	2	0	0	8	0	5	0	0	0	5	29
7:16 AM	0	3	0	0	0	3	1	1	0	0	2	2	1	4	4	0	0	9	3	3	0	0	0	6	20
7:31 AM	0	8	1	0	2	9	0	2	3	0	0	5	4	10	2	0	0	16	5	4	1	0	0	10	40
7:46 AM	2	28	0	0	1	30	0	2	1	0	0	3	2	25	3	0	0	30	11	10	3	0	0	24	87
Hourly Total	4	45	1	0	3	50	1	7	10	0	2	18	8	44	11	0	0	63	19	22	4	0	0	45	176
8:01 AM	0	12	0	0	0	12	2	1	6	0	1	9	4	17	3	0	0	24	4	13	4	0	0	21	66
8:16 AM	2	21	0	0	2	23	0	1	5	0	0	6	3	18	1	0	0	22	4	10	4	0	0	18	69
8:31 AM	1	26	0	0	0	27	0	2	1	0	1	3	7	14	2	0	0	23	6	4	1	0	0	11	64
8:46 AM	2	11	1	0	2	14	1	1	3	0	2	5	9	8	2	0	0	19	7	10	1	0	0	18	56
Hourly Total	5	70	1	0	4	76	3	5	15	0	4	23	23	57	8	0	0	88	21	37	10	0	0	68	255
9:01 AM	0	12	0	0	0	12	0	1	1	0	1	2	1	13	0	0	0	14	3	6	1	0	0	10	38
9:16 AM	0	12	0	0	0	12	0	3	2	0	2	5	3	9	2	0	1	14	5	3	1	0	0	9	40
Grand Total	29	885	21	1	47	936	23	137	311	0	55	471	250	767	138	0	27	1155	241	336	57	0	10	634	3196
Approach %	3.1	94.6	2.2	0.1	-	-	4.9	29.1	66.0	0.0	-	-	21.6	66.4	11.9	0.0	-	-	38.0	53.0	9.0	0.0	-	-	-
Total %	0.9	27.7	0.7	0.0	-	29.3	0.7	4.3	9.7	0.0	-	14.7	7.8	24.0	4.3	0.0	-	36.1	7.5	10.5	1.8	0.0	-	19.8	-
Lights	28	872	20	1	-	921	23	129	300	0	-	452	239	752	135	0	-	1126	240	334	56	0	-	630	3129
% Lights	96.6	98.5	95.2	100.0	-	98.4	100.0	94.2	96.5	-	-	96.0	95.6	98.0	97.8	-	-	97.5	99.6	99.4	98.2	-	-	99.4	97.9
Mediums	1	10	0	0	-	11	0	8	10	0	-	18	11	12	3	0	-	26	1	2	1	0	-	4	59
% Mediums	3.4	1.1	0.0	0.0	-	1.2	0.0	5.8	3.2	-	-	3.8	4.4	1.6	2.2	-	-	2.3	0.4	0.6	1.8	-	-	0.6	1.8
Articulated Trucks	0	3	1	0	-	4	0	0	1	0	-	1	0	3	0	0	-	3	0	0	0	0	-	0	8
% Articulated Trucks	0.0	0.3	4.8	0.0	-	0.4	0.0	0.0	0.3	-	-	0.2	0.0	0.4	0.0	-	-	0.3	0.0	0.0	0.0	-	-	0.0	0.3
Bicycles on Crosswalk	-	-	-	-	6	-	-	-	-	-	10	-	-	-	-	-	5	-	-	-	-	-	0	-	-
% Bicycles on Crosswalk	-	-	-	-	12.8	-	-	-	-	-	18.2	-	-	-	-	-	18.5	-	-	-	-	-	0.0	-	-
Pedestrians	-	-	-	-	41	-	-	-	-	-	45	-	-	-	-	-	22	-	-	-	-	-	10	-	-
% Pedestrians	-	-	-	-	87.2	-	-	-	-	-	81.8	-	-	-	-	-	81.5	-	-	-	-	-	100.0	-	-



City of Lloydminster  
4420-50 Avenue

Lloydminster, Alberta, Canada T9V 0W2  
(780) 875-6184 waguinaldo@lloydminster.ca

Count Name: 50 Street and 52 Avenue  
Site Code: 5052  
Start Date: 09/18/2023  
Page No: 3



Turning Movement Data Plot



City of Lloydminster  
4420-50 Avenue

Lloydminster, Alberta, Canada T9V 0W2  
(780) 875-6184 waguinaldo@lloydminster.ca

Count Name: 50 Street and 52 Avenue  
Site Code: 5052  
Start Date: 09/18/2023  
Page No: 4

### Turning Movement Peak Hour Data (10:46 AM)

Start Time	Southbound Approach Southbound						Westbound Approach Westbound						Northbound Approach Northbound						Eastbound Approach Eastbound						Int. Total
	Right	Thru	Left	U-Turn	Peds	App. Total	Right	Thru	Left	U-Turn	Peds	App. Total	Right	Thru	Left	U-Turn	Peds	App. Total	Right	Thru	Left	U-Turn	Peds	App. Total	
10:46 AM	0	18	1	0	0	19	0	1	7	0	1	8	11	18	3	0	1	32	5	11	3	0	0	19	78
11:01 AM	0	16	1	0	2	17	1	5	4	0	2	10	2	19	5	0	1	26	3	8	1	0	0	12	65
11:16 AM	1	21	0	0	1	22	0	0	4	0	0	4	9	14	3	0	2	26	4	6	3	0	0	13	65
11:31 AM	1	15	0	0	1	16	1	1	6	0	0	8	6	14	2	0	0	22	9	4	0	0	0	13	59
Total	2	70	2	0	4	74	2	7	21	0	3	30	28	65	13	0	4	106	21	29	7	0	0	57	267
Approach %	2.7	94.6	2.7	0.0	-	-	6.7	23.3	70.0	0.0	-	-	26.4	61.3	12.3	0.0	-	-	36.8	50.9	12.3	0.0	-	-	-
Total %	0.7	26.2	0.7	0.0	-	27.7	0.7	2.6	7.9	0.0	-	11.2	10.5	24.3	4.9	0.0	-	39.7	7.9	10.9	2.6	0.0	-	21.3	-
PHF	0.500	0.833	0.500	0.000	-	0.841	0.500	0.350	0.750	0.000	-	0.750	0.636	0.855	0.650	0.000	-	0.828	0.583	0.659	0.583	0.000	-	0.750	0.856
Lights	2	70	2	0	-	74	2	6	21	0	-	29	28	62	12	0	-	102	21	29	7	0	-	57	262
% Lights	100.0	100.0	100.0	-	-	100.0	100.0	85.7	100.0	-	-	96.7	100.0	95.4	92.3	-	-	96.2	100.0	100.0	100.0	-	-	100.0	98.1
Mediums	0	0	0	0	-	0	0	1	0	0	-	1	0	3	1	0	-	4	0	0	0	0	-	0	5
% Mediums	0.0	0.0	0.0	-	-	0.0	0.0	14.3	0.0	-	-	3.3	0.0	4.6	7.7	-	-	3.8	0.0	0.0	0.0	-	-	0.0	1.9
Articulated Trucks	0	0	0	0	-	0	0	0	0	0	-	0	0	0	0	0	-	0	0	0	0	0	-	0	0
% Articulated Trucks	0.0	0.0	0.0	-	-	0.0	0.0	0.0	0.0	-	-	0.0	0.0	0.0	0.0	-	-	0.0	0.0	0.0	0.0	-	-	0.0	0.0
Bicycles on Crosswalk	-	-	-	-	0	-	-	-	-	-	1	-	-	-	-	-	1	-	-	-	-	-	0	-	-
% Bicycles on Crosswalk	-	-	-	-	0.0	-	-	-	-	-	33.3	-	-	-	-	-	25.0	-	-	-	-	-	-	-	-
Pedestrians	-	-	-	-	4	-	-	-	-	-	2	-	-	-	-	-	3	-	-	-	-	-	0	-	-
% Pedestrians	-	-	-	-	100.0	-	-	-	-	-	66.7	-	-	-	-	-	75.0	-	-	-	-	-	-	-	-







City of Lloydminster  
4420-50 Avenue

Lloydminster, Alberta, Canada T9V 0W2  
(780) 875-6184 waguinaldo@lloydminster.ca

Count Name: 50 Street and 52 Avenue  
Site Code: 5052  
Start Date: 09/18/2023  
Page No: 6

### Turning Movement Peak Hour Data (4:31 PM)

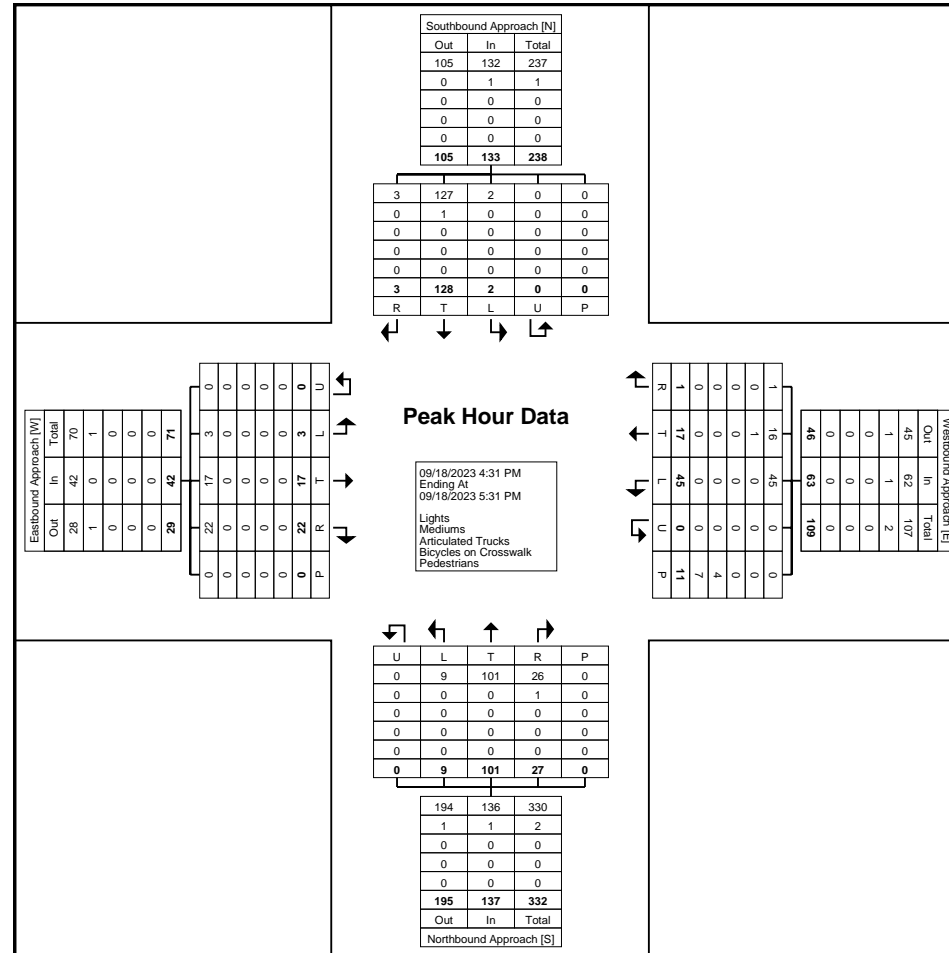
Start Time	Southbound Approach Southbound						Westbound Approach Westbound						Northbound Approach Northbound						Eastbound Approach Eastbound						Int. Total
	Right	Thru	Left	U-Turn	Peds	App. Total	Right	Thru	Left	U-Turn	Peds	App. Total	Right	Thru	Left	U-Turn	Peds	App. Total	Right	Thru	Left	U-Turn	Peds	App. Total	
4:31 PM	2	28	1	0	0	31	1	5	8	0	4	14	7	25	5	0	0	37	5	7	0	0	0	12	94
4:46 PM	0	29	0	0	0	29	0	3	5	0	0	8	8	23	0	0	0	31	4	4	2	0	0	10	78
5:01 PM	1	36	1	0	0	38	0	1	18	0	3	19	8	24	1	0	0	33	8	1	0	0	0	9	99
5:16 PM	0	35	0	0	0	35	0	8	14	0	4	22	4	29	3	0	0	36	5	5	1	0	0	11	104
<b>Total</b>	<b>3</b>	<b>128</b>	<b>2</b>	<b>0</b>	<b>0</b>	<b>133</b>	<b>1</b>	<b>17</b>	<b>45</b>	<b>0</b>	<b>11</b>	<b>63</b>	<b>27</b>	<b>101</b>	<b>9</b>	<b>0</b>	<b>0</b>	<b>137</b>	<b>22</b>	<b>17</b>	<b>3</b>	<b>0</b>	<b>0</b>	<b>42</b>	<b>375</b>
Approach %	2.3	96.2	1.5	0.0	-	-	1.6	27.0	71.4	0.0	-	-	19.7	73.7	6.6	0.0	-	-	52.4	40.5	7.1	0.0	-	-	-
Total %	0.8	34.1	0.5	0.0	-	35.5	0.3	4.5	12.0	0.0	-	16.8	7.2	26.9	2.4	0.0	-	36.5	5.9	4.5	0.8	0.0	-	11.2	-
PHF	0.375	0.889	0.500	0.000	-	0.875	0.250	0.531	0.625	0.000	-	0.716	0.844	0.871	0.450	0.000	-	0.926	0.688	0.607	0.375	0.000	-	0.875	0.901
Lights	3	127	2	0	-	132	1	16	45	0	-	62	26	101	9	0	-	136	22	17	3	0	-	42	372
% Lights	100.0	99.2	100.0	-	-	99.2	100.0	94.1	100.0	-	-	98.4	96.3	100.0	100.0	-	-	99.3	100.0	100.0	100.0	-	-	100.0	99.2
Mediums	0	1	0	0	-	1	0	1	0	0	-	1	1	0	0	0	-	1	0	0	0	0	-	0	3
% Mediums	0.0	0.8	0.0	-	-	0.8	0.0	5.9	0.0	-	-	1.6	3.7	0.0	0.0	-	-	0.7	0.0	0.0	0.0	-	-	0.0	0.8
Articulated Trucks	0	0	0	0	-	0	0	0	0	0	-	0	0	0	0	0	-	0	0	0	0	0	-	0	0
% Articulated Trucks	0.0	0.0	0.0	-	-	0.0	0.0	0.0	0.0	-	-	0.0	0.0	0.0	0.0	-	-	0.0	0.0	0.0	0.0	-	-	0.0	0.0
Bicycles on Crosswalk	-	-	-	-	0	-	-	-	-	-	4	-	-	-	-	-	0	-	-	-	-	-	0	-	-
% Bicycles on Crosswalk	-	-	-	-	-	-	-	-	-	-	36.4	-	-	-	-	-	-	-	-	-	-	-	-	-	-
Pedestrians	-	-	-	-	0	-	-	-	-	-	7	-	-	-	-	-	0	-	-	-	-	-	0	-	-
% Pedestrians	-	-	-	-	-	-	-	-	-	-	63.6	-	-	-	-	-	-	-	-	-	-	-	-	-	-



City of Lloydminster  
4420-50 Avenue

Lloydminster, Alberta, Canada T9V 0W2  
(780) 875-6184 waguinaldo@lloydminster.ca

Count Name: 50 Street and 52 Avenue  
Site Code: 5052  
Start Date: 09/18/2023  
Page No: 7



Turning Movement Peak Hour Data Plot (4:31 PM)



City of Lloydminster  
4420-50 Avenue

Lloydminster, Alberta, Canada T9V 0W2  
(780) 875-6184 waguinaldo@lloydminster.ca

Count Name: 50 Street and 52 Avenue  
Site Code: 5052  
Start Date: 09/18/2023  
Page No: 8

### Turning Movement Peak Hour Data (7:46 AM)

Start Time	Southbound Approach Southbound						Westbound Approach Westbound						Northbound Approach Northbound						Eastbound Approach Eastbound						Int. Total
	Right	Thru	Left	U-Turn	Peds	App. Total	Right	Thru	Left	U-Turn	Peds	App. Total	Right	Thru	Left	U-Turn	Peds	App. Total	Right	Thru	Left	U-Turn	Peds	App. Total	
7:46 AM	2	28	0	0	1	30	0	2	1	0	0	3	2	25	3	0	0	30	11	10	3	0	0	24	87
8:01 AM	0	12	0	0	0	12	2	1	6	0	1	9	4	17	3	0	0	24	4	13	4	0	0	21	66
8:16 AM	2	21	0	0	2	23	0	1	5	0	0	6	3	18	1	0	0	22	4	10	4	0	0	18	69
8:31 AM	1	26	0	0	0	27	0	2	1	0	1	3	7	14	2	0	0	23	6	4	1	0	0	11	64
Total	5	87	0	0	3	92	2	6	13	0	2	21	16	74	9	0	0	99	25	37	12	0	0	74	286
Approach %	5.4	94.6	0.0	0.0	-	-	9.5	28.6	61.9	0.0	-	-	16.2	74.7	9.1	0.0	-	-	33.8	50.0	16.2	0.0	-	-	-
Total %	1.7	30.4	0.0	0.0	-	32.2	0.7	2.1	4.5	0.0	-	7.3	5.6	25.9	3.1	0.0	-	34.6	8.7	12.9	4.2	0.0	-	25.9	-
PHF	0.625	0.777	0.000	0.000	-	0.767	0.250	0.750	0.542	0.000	-	0.583	0.571	0.740	0.750	0.000	-	0.825	0.568	0.712	0.750	0.000	-	0.771	0.822
Lights	4	84	0	0	-	88	2	3	12	0	-	17	15	71	8	0	-	94	25	37	12	0	-	74	273
% Lights	80.0	96.6	-	-	-	95.7	100.0	50.0	92.3	-	-	81.0	93.8	95.9	88.9	-	-	94.9	100.0	100.0	100.0	-	-	100.0	95.5
Mediums	1	2	0	0	-	3	0	3	1	0	-	4	1	3	1	0	-	5	0	0	0	0	-	0	12
% Mediums	20.0	2.3	-	-	-	3.3	0.0	50.0	7.7	-	-	19.0	6.3	4.1	11.1	-	-	5.1	0.0	0.0	0.0	-	-	0.0	4.2
Articulated Trucks	0	1	0	0	-	1	0	0	0	0	-	0	0	0	0	0	-	0	0	0	0	0	-	0	1
% Articulated Trucks	0.0	1.1	-	-	-	1.1	0.0	0.0	0.0	-	-	0.0	0.0	0.0	0.0	-	-	0.0	0.0	0.0	0.0	-	-	0.0	0.3
Bicycles on Crosswalk	-	-	-	-	1	-	-	-	-	-	0	-	-	-	-	-	0	-	-	-	-	-	0	-	-
% Bicycles on Crosswalk	-	-	-	-	33.3	-	-	-	-	-	0.0	-	-	-	-	-	-	-	-	-	-	-	-	-	-
Pedestrians	-	-	-	-	2	-	-	-	-	-	2	-	-	-	-	-	0	-	-	-	-	-	0	-	-
% Pedestrians	-	-	-	-	66.7	-	-	-	-	-	100.0	-	-	-	-	-	-	-	-	-	-	-	-	-	-





City of Lloydminster  
4420-50 Avenue

Lloydminster, Alberta, Canada T9V 0W2  
(780) 875-6184 waguinaldo@lloydminster.ca

Count Name: 52 Street and 49 Avenue  
Site Code: 5249  
Start Date: 05/09/2023  
Page No: 1

### Turning Movement Data

Start Time	Southbound Approach Southbound						Westbound Approach Westbound						Northbound Approach Northbound						Eastbound Approach Eastbound						Int. Total
	Right	Thru	Left	U-Turn	Peds	App. Total	Right	Thru	Left	U-Turn	Peds	App. Total	Right	Thru	Left	U-Turn	Peds	App. Total	Right	Thru	Left	U-Turn	Peds	App. Total	
7:00 AM	0	4	6	0	0	10	8	30	0	0	0	38	1	10	8	0	0	19	0	12	1	0	0	13	80
7:15 AM	1	4	9	0	0	14	9	35	7	0	0	51	5	12	7	0	0	24	2	30	1	0	0	33	122
7:30 AM	2	4	13	0	0	19	18	56	6	0	0	80	3	21	16	0	0	40	4	41	1	0	0	46	185
7:45 AM	3	16	15	0	0	34	28	85	9	0	0	122	8	35	12	0	0	55	3	30	0	0	1	33	244
Hourly Total	6	28	43	0	0	77	63	206	22	0	0	291	17	78	43	0	0	138	9	113	3	0	1	125	631
8:00 AM	1	11	9	0	0	21	14	30	2	0	0	46	7	22	7	0	0	36	3	18	2	0	0	23	126
8:15 AM	2	12	14	0	0	28	12	29	3	0	0	44	3	15	4	0	0	22	2	38	4	0	0	44	138
8:30 AM	3	12	12	0	0	27	8	29	5	0	1	42	2	7	5	0	0	14	2	25	2	0	0	29	112
8:45 AM	3	14	8	0	0	25	10	25	5	0	0	40	3	23	4	0	0	30	3	32	2	0	0	37	132
Hourly Total	9	49	43	0	0	101	44	113	15	0	1	172	15	67	20	0	0	102	10	113	10	0	0	133	508
*** BREAK ***	-	-	-	-	-	-	-	-	-	-	-	-	-	-	-	-	-	-	-	-	-	-	-	-	-
11:30 AM	2	19	9	0	0	30	6	32	2	0	0	40	8	18	4	0	0	30	1	23	1	0	0	25	125
11:45 AM	3	16	12	0	0	31	13	30	6	0	0	49	3	15	8	0	0	26	5	37	4	0	0	46	152
Hourly Total	5	35	21	0	0	61	19	62	8	0	0	89	11	33	12	0	0	56	6	60	5	0	0	71	277
12:00 PM	2	30	18	0	0	50	9	31	6	0	1	46	10	23	8	0	0	41	9	30	4	0	0	43	180
12:15 PM	1	18	8	0	0	27	6	26	6	0	0	38	5	17	10	0	0	32	6	22	3	0	0	31	128
12:30 PM	2	13	6	0	0	21	4	23	7	0	0	34	6	13	7	0	0	26	4	25	3	0	0	32	113
12:45 PM	3	20	9	0	0	32	20	38	8	0	0	66	9	26	11	0	0	46	3	32	7	0	0	42	186
Hourly Total	8	81	41	0	0	130	39	118	27	0	1	184	30	79	36	0	0	145	22	109	17	0	0	148	607
1:00 PM	3	18	8	0	0	29	14	32	4	0	1	50	6	19	11	0	0	36	6	29	2	0	1	37	152
1:15 PM	1	15	4	0	0	20	10	29	3	0	0	42	2	11	8	0	0	21	2	18	1	0	0	21	104
*** BREAK ***	-	-	-	-	-	-	-	-	-	-	-	-	-	-	-	-	-	-	-	-	-	-	-	-	-
Hourly Total	4	33	12	0	0	49	24	61	7	0	1	92	8	30	19	0	0	57	8	47	3	0	1	58	256
4:00 PM	4	28	13	0	0	45	11	34	10	0	1	55	6	13	5	0	0	24	10	37	4	0	0	51	175
4:15 PM	3	28	15	0	0	46	16	35	6	0	0	57	4	20	4	0	0	28	9	34	2	0	1	45	176
4:30 PM	5	19	17	0	0	41	16	32	9	0	1	57	4	15	11	0	0	30	4	46	4	0	1	54	182
4:45 PM	2	18	22	0	0	42	8	32	6	0	0	46	8	27	7	0	0	42	13	34	4	0	0	51	181
Hourly Total	14	93	67	0	0	174	51	133	31	0	2	215	22	75	27	0	0	124	36	151	14	0	2	201	714
5:00 PM	8	48	27	0	0	83	21	21	9	0	0	51	7	16	8	0	0	31	12	52	6	0	1	70	235
5:15 PM	3	34	29	0	0	66	9	26	7	0	0	42	8	22	9	0	0	39	14	30	1	0	1	45	192
5:30 PM	2	19	20	0	0	41	12	22	4	0	0	38	4	23	3	0	0	30	3	30	0	0	0	33	142
5:45 PM	2	19	6	0	0	27	7	16	3	0	0	26	3	13	3	0	0	19	9	14	1	0	0	24	96
Hourly Total	15	120	82	0	0	217	49	85	23	0	0	157	22	74	23	0	0	119	38	126	8	0	2	172	665
Grand Total	61	439	309	0	0	809	289	778	133	0	5	1200	125	436	180	0	0	741	129	719	60	0	6	908	3658
Approach %	7.5	54.3	38.2	0.0	-	-	24.1	64.8	11.1	0.0	-	-	16.9	58.8	24.3	0.0	-	-	14.2	79.2	6.6	0.0	-	-	-







City of Lloydminster  
4420-50 Avenue

Lloydminster, Alberta, Canada T9V 0W2  
(780) 875-6184 waguinaldo@lloydminster.ca

Count Name: 52 Street and 49 Avenue  
Site Code: 5249  
Start Date: 05/09/2023  
Page No: 4

### Turning Movement Peak Hour Data (7:30 AM)

Start Time	Southbound Approach Southbound						Westbound Approach Westbound						Northbound Approach Northbound						Eastbound Approach Eastbound						Int. Total
	Right	Thru	Left	U-Turn	Peds	App. Total	Right	Thru	Left	U-Turn	Peds	App. Total	Right	Thru	Left	U-Turn	Peds	App. Total	Right	Thru	Left	U-Turn	Peds	App. Total	
7:30 AM	2	4	13	0	0	19	18	56	6	0	0	80	3	21	16	0	0	40	4	41	1	0	0	46	185
7:45 AM	3	16	15	0	0	34	28	85	9	0	0	122	8	35	12	0	0	55	3	30	0	0	1	33	244
8:00 AM	1	11	9	0	0	21	14	30	2	0	0	46	7	22	7	0	0	36	3	18	2	0	0	23	126
8:15 AM	2	12	14	0	0	28	12	29	3	0	0	44	3	15	4	0	0	22	2	38	4	0	0	44	138
Total	8	43	51	0	0	102	72	200	20	0	0	292	21	93	39	0	0	153	12	127	7	0	1	146	693
Approach %	7.8	42.2	50.0	0.0	-	-	24.7	68.5	6.8	0.0	-	-	13.7	60.8	25.5	0.0	-	-	8.2	87.0	4.8	0.0	-	-	-
Total %	1.2	6.2	7.4	0.0	-	14.7	10.4	28.9	2.9	0.0	-	42.1	3.0	13.4	5.6	0.0	-	22.1	1.7	18.3	1.0	0.0	-	21.1	-
PHF	0.667	0.672	0.850	0.000	-	0.750	0.643	0.588	0.556	0.000	-	0.598	0.656	0.664	0.609	0.000	-	0.695	0.750	0.774	0.438	0.000	-	0.793	0.710
Lights	8	40	49	0	-	97	69	178	20	0	-	267	20	91	38	0	-	149	10	98	7	0	-	115	628
% Lights	100.0	93.0	96.1	-	-	95.1	95.8	89.0	100.0	-	-	91.4	95.2	97.8	97.4	-	-	97.4	83.3	77.2	100.0	-	-	78.8	90.6
Mediums	0	3	2	0	-	5	3	21	0	0	-	24	1	2	1	0	-	4	0	14	0	0	-	14	47
% Mediums	0.0	7.0	3.9	-	-	4.9	4.2	10.5	0.0	-	-	8.2	4.8	2.2	2.6	-	-	2.6	0.0	11.0	0.0	-	-	9.6	6.8
Articulated Trucks	0	0	0	0	-	0	0	1	0	0	-	1	0	0	0	0	-	0	2	15	0	0	-	17	18
% Articulated Trucks	0.0	0.0	0.0	-	-	0.0	0.0	0.5	0.0	-	-	0.3	0.0	0.0	0.0	-	-	0.0	16.7	11.8	0.0	-	-	11.6	2.6
Bicycles on Crosswalk	-	-	-	-	0	-	-	-	-	-	0	-	-	-	-	-	0	-	-	-	-	-	0	-	-
% Bicycles on Crosswalk	-	-	-	-	-	-	-	-	-	-	-	-	-	-	-	-	-	-	-	-	-	-	0.0	-	-
Pedestrians	-	-	-	-	0	-	-	-	-	-	0	-	-	-	-	-	0	-	-	-	-	-	1	-	-
% Pedestrians	-	-	-	-	-	-	-	-	-	-	-	-	-	-	-	-	-	-	-	-	-	-	100.0	-	-







City of Lloydminster  
4420-50 Avenue

Lloydminster, Alberta, Canada T9V 0W2  
(780) 875-6184 waguinaldo@lloydminster.ca

Count Name: 52 Street and 49 Avenue  
Site Code: 5249  
Start Date: 05/09/2023  
Page No: 6

### Turning Movement Peak Hour Data (12:00 PM)

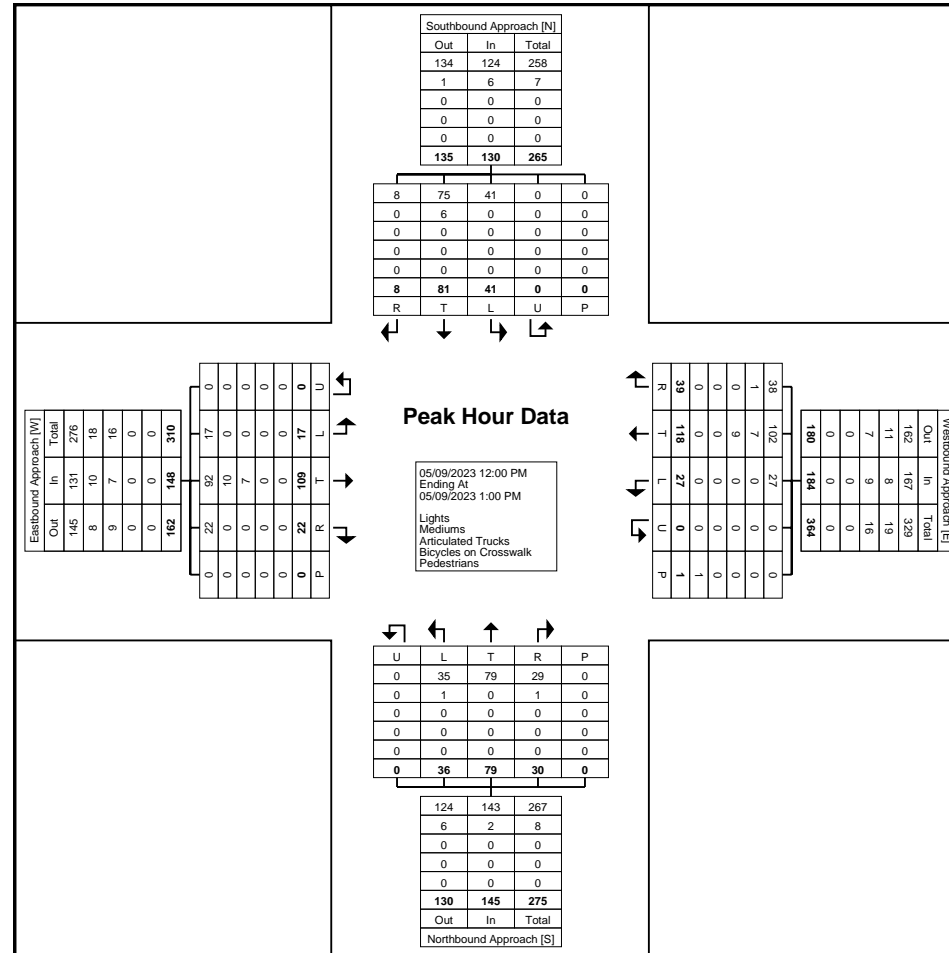
Start Time	Southbound Approach Southbound						Westbound Approach Westbound						Northbound Approach Northbound						Eastbound Approach Eastbound						Int. Total
	Right	Thru	Left	U-Turn	Peds	App. Total	Right	Thru	Left	U-Turn	Peds	App. Total	Right	Thru	Left	U-Turn	Peds	App. Total	Right	Thru	Left	U-Turn	Peds	App. Total	
12:00 PM	2	30	18	0	0	50	9	31	6	0	1	46	10	23	8	0	0	41	9	30	4	0	0	43	180
12:15 PM	1	18	8	0	0	27	6	26	6	0	0	38	5	17	10	0	0	32	6	22	3	0	0	31	128
12:30 PM	2	13	6	0	0	21	4	23	7	0	0	34	6	13	7	0	0	26	4	25	3	0	0	32	113
12:45 PM	3	20	9	0	0	32	20	38	8	0	0	66	9	26	11	0	0	46	3	32	7	0	0	42	186
Total	8	81	41	0	0	130	39	118	27	0	1	184	30	79	36	0	0	145	22	109	17	0	0	148	607
Approach %	6.2	62.3	31.5	0.0	-	-	21.2	64.1	14.7	0.0	-	-	20.7	54.5	24.8	0.0	-	-	14.9	73.6	11.5	0.0	-	-	-
Total %	1.3	13.3	6.8	0.0	-	21.4	6.4	19.4	4.4	0.0	-	30.3	4.9	13.0	5.9	0.0	-	23.9	3.6	18.0	2.8	0.0	-	24.4	-
PHF	0.667	0.675	0.569	0.000	-	0.650	0.488	0.776	0.844	0.000	-	0.697	0.750	0.760	0.818	0.000	-	0.788	0.611	0.852	0.607	0.000	-	0.860	0.816
Lights	8	75	41	0	-	124	38	102	27	0	-	167	29	79	35	0	-	143	22	92	17	0	-	131	565
% Lights	100.0	92.6	100.0	-	-	95.4	97.4	86.4	100.0	-	-	90.8	96.7	100.0	97.2	-	-	98.6	100.0	84.4	100.0	-	-	88.5	93.1
Mediums	0	6	0	0	-	6	1	7	0	0	-	8	1	0	1	0	-	2	0	10	0	0	-	10	26
% Mediums	0.0	7.4	0.0	-	-	4.6	2.6	5.9	0.0	-	-	4.3	3.3	0.0	2.8	-	-	1.4	0.0	9.2	0.0	-	-	6.8	4.3
Articulated Trucks	0	0	0	0	-	0	0	9	0	0	-	9	0	0	0	0	-	0	0	7	0	0	-	7	16
% Articulated Trucks	0.0	0.0	0.0	-	-	0.0	0.0	7.6	0.0	-	-	4.9	0.0	0.0	0.0	-	-	0.0	0.0	6.4	0.0	-	-	4.7	2.6
Bicycles on Crosswalk	-	-	-	-	0	-	-	-	-	-	0	-	-	-	-	-	0	-	-	-	-	-	0	-	-
% Bicycles on Crosswalk	-	-	-	-	-	-	-	-	-	-	0.0	-	-	-	-	-	-	-	-	-	-	-	-	-	-
Pedestrians	-	-	-	-	0	-	-	-	-	-	1	-	-	-	-	-	0	-	-	-	-	-	0	-	-
% Pedestrians	-	-	-	-	-	-	-	-	-	-	100.0	-	-	-	-	-	-	-	-	-	-	-	-	-	-



City of Lloydminster  
4420-50 Avenue

Lloydminster, Alberta, Canada T9V 0W2  
(780) 875-6184 waguinaldo@lloydminster.ca

Count Name: 52 Street and 49 Avenue  
Site Code: 5249  
Start Date: 05/09/2023  
Page No: 7



Turning Movement Peak Hour Data Plot (12:00 PM)



City of Lloydminster  
4420-50 Avenue

Lloydminster, Alberta, Canada T9V 0W2  
(780) 875-6184 waguinaldo@lloydminster.ca

Count Name: 52 Street and 49 Avenue  
Site Code: 5249  
Start Date: 05/09/2023  
Page No: 8

### Turning Movement Peak Hour Data (4:30 PM)

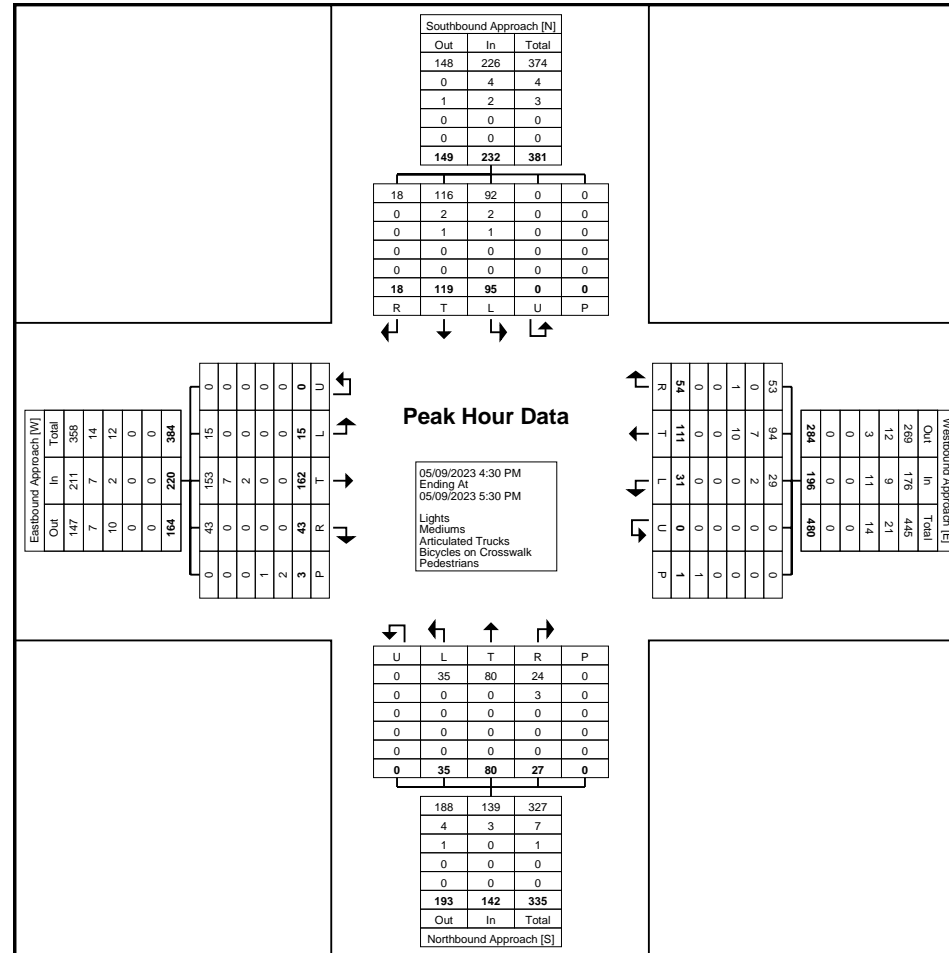
Start Time	Southbound Approach Southbound						Westbound Approach Westbound						Northbound Approach Northbound						Eastbound Approach Eastbound						Int. Total
	Right	Thru	Left	U-Turn	Peds	App. Total	Right	Thru	Left	U-Turn	Peds	App. Total	Right	Thru	Left	U-Turn	Peds	App. Total	Right	Thru	Left	U-Turn	Peds	App. Total	
4:30 PM	5	19	17	0	0	41	16	32	9	0	1	57	4	15	11	0	0	30	4	46	4	0	1	54	182
4:45 PM	2	18	22	0	0	42	8	32	6	0	0	46	8	27	7	0	0	42	13	34	4	0	0	51	181
5:00 PM	8	48	27	0	0	83	21	21	9	0	0	51	7	16	8	0	0	31	12	52	6	0	1	70	235
5:15 PM	3	34	29	0	0	66	9	26	7	0	0	42	8	22	9	0	0	39	14	30	1	0	1	45	192
Total	18	119	95	0	0	232	54	111	31	0	1	196	27	80	35	0	0	142	43	162	15	0	3	220	790
Approach %	7.8	51.3	40.9	0.0	-	-	27.6	56.6	15.8	0.0	-	-	19.0	56.3	24.6	0.0	-	-	19.5	73.6	6.8	0.0	-	-	-
Total %	2.3	15.1	12.0	0.0	-	29.4	6.8	14.1	3.9	0.0	-	24.8	3.4	10.1	4.4	0.0	-	18.0	5.4	20.5	1.9	0.0	-	27.8	-
PHF	0.563	0.620	0.819	0.000	-	0.699	0.643	0.867	0.861	0.000	-	0.860	0.844	0.741	0.795	0.000	-	0.845	0.768	0.779	0.625	0.000	-	0.786	0.840
Lights	18	116	92	0	-	226	53	94	29	0	-	176	24	80	35	0	-	139	43	153	15	0	-	211	752
% Lights	100.0	97.5	96.8	-	-	97.4	98.1	84.7	93.5	-	-	89.8	88.9	100.0	100.0	-	-	97.9	100.0	94.4	100.0	-	-	95.9	95.2
Mediums	0	2	2	0	-	4	0	7	2	0	-	9	3	0	0	0	-	3	0	7	0	0	-	7	23
% Mediums	0.0	1.7	2.1	-	-	1.7	0.0	6.3	6.5	-	-	4.6	11.1	0.0	0.0	-	-	2.1	0.0	4.3	0.0	-	-	3.2	2.9
Articulated Trucks	0	1	1	0	-	2	1	10	0	0	-	11	0	0	0	0	-	0	0	2	0	0	-	2	15
% Articulated Trucks	0.0	0.8	1.1	-	-	0.9	1.9	9.0	0.0	-	-	5.6	0.0	0.0	0.0	-	-	0.0	0.0	1.2	0.0	-	-	0.9	1.9
Bicycles on Crosswalk	-	-	-	-	0	-	-	-	-	-	0	-	-	-	-	-	0	-	-	-	-	-	1	-	-
% Bicycles on Crosswalk	-	-	-	-	-	-	-	-	-	-	0.0	-	-	-	-	-	-	-	-	-	-	-	33.3	-	-
Pedestrians	-	-	-	-	0	-	-	-	-	-	1	-	-	-	-	-	0	-	-	-	-	-	2	-	-
% Pedestrians	-	-	-	-	-	-	-	-	-	-	100.0	-	-	-	-	-	-	-	-	-	-	-	66.7	-	-



City of Lloydminster  
4420-50 Avenue

Lloydminster, Alberta, Canada T9V 0W2  
(780) 875-6184 waguinaldo@lloydminster.ca

Count Name: 52 Street and 49 Avenue  
Site Code: 5249  
Start Date: 05/09/2023  
Page No: 9



Turning Movement Peak Hour Data Plot (4:30 PM)



City of Lloydminster  
4420-50 Avenue

Lloydminster, Alberta, Canada T9V 0W2  
(780) 875-6184 waguinaldo@lloydminster.ca

Count Name: 52 Street and 50 Avenue  
Site Code: 5250  
Start Date: 05/09/2023  
Page No: 1

### Turning Movement Data

Start Time	Southbound Approach Southbound						Westbound Approach Westbound						Northbound Approach Northbound						Eastbound Approach Eastbound						Int. Total
	Right	Thru	Left	U-Turn	Peds	App. Total	Right	Thru	Left	U-Turn	Peds	App. Total	Right	Thru	Left	U-Turn	Peds	App. Total	Right	Thru	Left	U-Turn	Peds	App. Total	
7:00 AM	8	20	6	0	0	34	9	30	0	0	0	39	3	38	10	0	0	51	1	6	3	0	2	10	134
7:15 AM	2	23	11	0	0	36	14	26	1	0	1	41	2	42	1	0	0	45	0	17	3	0	0	20	142
7:30 AM	4	51	15	0	0	70	17	44	0	0	0	61	2	55	1	0	0	58	3	30	5	0	1	38	227
7:45 AM	10	74	10	0	0	94	31	66	5	0	0	102	2	82	18	0	0	102	6	23	7	0	0	36	334
Hourly Total	24	168	42	0	0	234	71	166	6	0	1	243	9	217	30	0	0	256	10	76	18	0	3	104	837
8:00 AM	7	65	4	0	0	76	20	26	3	0	0	49	1	68	3	0	0	72	8	17	4	0	1	29	226
8:15 AM	3	65	8	0	0	76	12	23	4	0	0	39	1	50	2	0	0	53	10	29	5	0	0	44	212
8:30 AM	4	83	12	0	0	99	10	19	2	0	0	31	1	52	0	0	0	53	6	20	3	0	1	29	212
8:45 AM	10	73	16	0	0	99	12	23	3	0	1	38	2	49	6	0	0	57	9	23	5	0	2	37	231
Hourly Total	24	286	40	0	0	350	54	91	12	0	1	157	5	219	11	0	0	235	33	89	17	0	4	139	881
*** BREAK ***	-	-	-	-	-	-	-	-	-	-	-	-	-	-	-	-	-	-	-	-	-	-	-	-	-
11:30 AM	6	77	12	0	0	95	11	26	4	0	1	41	3	75	3	0	0	81	5	14	3	0	0	22	239
11:45 AM	4	69	8	0	0	81	14	27	7	0	0	48	5	73	7	0	0	85	17	30	7	0	1	54	268
Hourly Total	10	146	20	0	0	176	25	53	11	0	1	89	8	148	10	0	0	166	22	44	10	0	1	76	507
12:00 PM	10	89	8	0	0	107	13	25	5	0	0	43	3	62	6	0	0	71	12	26	7	0	1	45	266
12:15 PM	6	75	8	0	0	89	12	18	3	0	0	33	5	55	8	0	0	68	12	26	10	0	3	48	238
12:30 PM	7	69	4	0	1	80	13	25	0	0	1	38	5	77	7	0	0	89	6	20	5	0	1	31	238
12:45 PM	10	71	3	0	0	84	12	25	5	0	0	42	6	82	9	0	0	97	13	31	4	0	1	48	271
Hourly Total	33	304	23	0	1	360	50	93	13	0	1	156	19	276	30	0	0	325	43	103	26	0	6	172	1013
1:00 PM	5	83	6	0	0	94	17	21	6	0	0	44	4	90	3	0	0	97	6	33	5	0	1	44	279
1:15 PM	6	61	1	0	0	68	11	25	10	0	1	46	2	73	5	0	0	80	4	16	4	0	1	24	218
*** BREAK ***	-	-	-	-	-	-	-	-	-	-	-	-	-	-	-	-	-	-	-	-	-	-	-	-	-
Hourly Total	11	144	7	0	0	162	28	46	16	0	1	90	6	163	8	0	0	177	10	49	9	0	2	68	497
4:00 PM	9	85	12	0	0	106	10	26	7	0	0	43	5	64	6	0	0	75	15	30	5	0	0	50	274
4:15 PM	7	73	15	0	0	95	13	22	1	0	0	36	6	58	6	0	0	70	10	25	10	0	2	45	246
4:30 PM	8	58	5	0	0	71	14	27	2	0	2	43	2	36	1	0	0	39	16	40	5	0	0	61	214
4:45 PM	12	106	8	0	0	126	20	19	8	0	0	47	4	126	5	0	0	135	12	46	4	0	3	62	370
Hourly Total	36	322	40	0	0	398	57	94	18	0	2	169	17	284	18	0	0	319	53	141	24	0	5	218	1104
5:00 PM	12	96	13	0	0	121	10	26	6	0	0	42	1	78	5	0	0	84	23	45	16	0	1	84	331
5:15 PM	9	114	19	0	0	142	18	22	2	0	2	42	4	80	2	0	0	86	23	34	9	0	1	66	336
5:30 PM	8	105	12	0	0	125	12	16	4	0	0	32	3	78	2	0	0	83	14	16	6	0	1	36	276
5:45 PM	6	71	11	0	0	88	12	7	4	0	2	23	3	71	4	0	0	78	9	13	1	0	1	23	212
Hourly Total	35	386	55	0	0	476	52	71	16	0	4	139	11	307	13	0	0	331	69	108	32	0	4	209	1155
Grand Total	173	1756	227	0	1	2156	337	614	92	0	11	1043	75	1614	120	0	0	1809	240	610	136	0	25	986	5994
Approach %	8.0	81.4	10.5	0.0	-	-	32.3	58.9	8.8	0.0	-	-	4.1	89.2	6.6	0.0	-	-	24.3	61.9	13.8	0.0	-	-	-

Total %	2.9	29.3	3.8	0.0	-	36.0	5.6	10.2	1.5	0.0	-	17.4	1.3	26.9	2.0	0.0	-	30.2	4.0	10.2	2.3	0.0	-	16.4	-
Lights	162	1730	199	0	-	2091	298	542	87	0	-	927	73	1594	115	0	-	1782	233	531	129	0	-	893	5693
% Lights	93.6	98.5	87.7	-	-	97.0	88.4	88.3	94.6	-	-	88.9	97.3	98.8	95.8	-	-	98.5	97.1	87.0	94.9	-	-	90.6	95.0
Mediums	8	24	24	0	-	56	23	36	5	0	-	64	2	19	2	0	-	23	6	39	6	0	-	51	194
% Mediums	4.6	1.4	10.6	-	-	2.6	6.8	5.9	5.4	-	-	6.1	2.7	1.2	1.7	-	-	1.3	2.5	6.4	4.4	-	-	5.2	3.2
Articulated Trucks	3	2	4	0	-	9	16	36	0	0	-	52	0	1	3	0	-	4	1	40	1	0	-	42	107
% Articulated Trucks	1.7	0.1	1.8	-	-	0.4	4.7	5.9	0.0	-	-	5.0	0.0	0.1	2.5	-	-	0.2	0.4	6.6	0.7	-	-	4.3	1.8
Bicycles on Crosswalk	-	-	-	-	0	-	-	-	-	-	3	-	-	-	-	-	0	-	-	-	-	-	1	-	-
% Bicycles on Crosswalk	-	-	-	-	0.0	-	-	-	-	-	27.3	-	-	-	-	-	-	-	-	-	-	-	4.0	-	-
Pedestrians	-	-	-	-	1	-	-	-	-	-	8	-	-	-	-	-	0	-	-	-	-	-	24	-	-
% Pedestrians	-	-	-	-	100.0	-	-	-	-	-	72.7	-	-	-	-	-	-	-	-	-	-	-	96.0	-	-







City of Lloydminster  
4420-50 Avenue

Lloydminster, Alberta, Canada T9V 0W2  
(780) 875-6184 waguinaldo@lloydminster.ca

Count Name: 52 Street and 50 Avenue  
Site Code: 5250  
Start Date: 05/09/2023  
Page No: 4

### Turning Movement Peak Hour Data (7:30 AM)

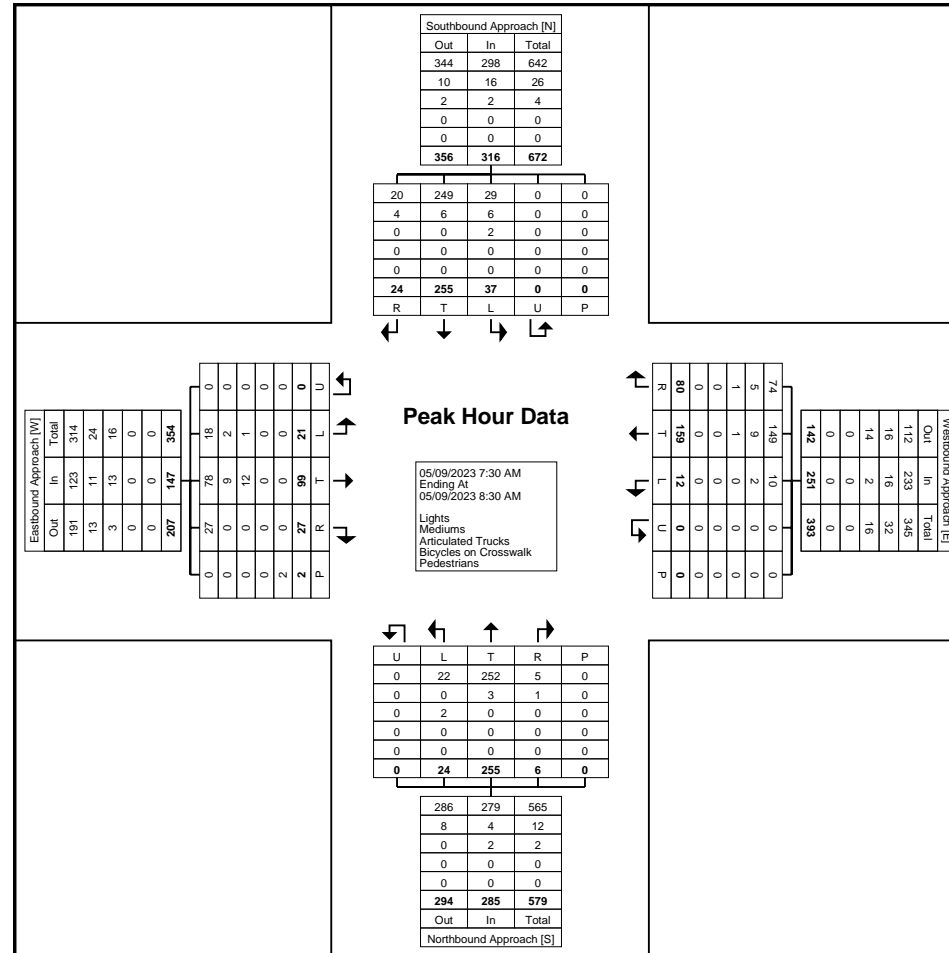
Start Time	Southbound Approach Southbound						Westbound Approach Westbound						Northbound Approach Northbound						Eastbound Approach Eastbound						Int. Total
	Right	Thru	Left	U-Turn	Peds	App. Total	Right	Thru	Left	U-Turn	Peds	App. Total	Right	Thru	Left	U-Turn	Peds	App. Total	Right	Thru	Left	U-Turn	Peds	App. Total	
7:30 AM	4	51	15	0	0	70	17	44	0	0	0	61	2	55	1	0	0	58	3	30	5	0	1	38	227
7:45 AM	10	74	10	0	0	94	31	66	5	0	0	102	2	82	18	0	0	102	6	23	7	0	0	36	334
8:00 AM	7	65	4	0	0	76	20	26	3	0	0	49	1	68	3	0	0	72	8	17	4	0	1	29	226
8:15 AM	3	65	8	0	0	76	12	23	4	0	0	39	1	50	2	0	0	53	10	29	5	0	0	44	212
Total	24	255	37	0	0	316	80	159	12	0	0	251	6	255	24	0	0	285	27	99	21	0	2	147	999
Approach %	7.6	80.7	11.7	0.0	-	-	31.9	63.3	4.8	0.0	-	-	2.1	89.5	8.4	0.0	-	-	18.4	67.3	14.3	0.0	-	-	-
Total %	2.4	25.5	3.7	0.0	-	31.6	8.0	15.9	1.2	0.0	-	25.1	0.6	25.5	2.4	0.0	-	28.5	2.7	9.9	2.1	0.0	-	14.7	-
PHF	0.600	0.861	0.617	0.000	-	0.840	0.645	0.602	0.600	0.000	-	0.615	0.750	0.777	0.333	0.000	-	0.699	0.675	0.825	0.750	0.000	-	0.835	0.748
Lights	20	249	29	0	-	298	74	149	10	0	-	233	5	252	22	0	-	279	27	78	18	0	-	123	933
% Lights	83.3	97.6	78.4	-	-	94.3	92.5	93.7	83.3	-	-	92.8	83.3	98.8	91.7	-	-	97.9	100.0	78.8	85.7	-	-	83.7	93.4
Mediums	4	6	6	0	-	16	5	9	2	0	-	16	1	3	0	0	-	4	0	9	2	0	-	11	47
% Mediums	16.7	2.4	16.2	-	-	5.1	6.3	5.7	16.7	-	-	6.4	16.7	1.2	0.0	-	-	1.4	0.0	9.1	9.5	-	-	7.5	4.7
Articulated Trucks	0	0	2	0	-	2	1	1	0	0	-	2	0	0	2	0	-	2	0	12	1	0	-	13	19
% Articulated Trucks	0.0	0.0	5.4	-	-	0.6	1.3	0.6	0.0	-	-	0.8	0.0	0.0	8.3	-	-	0.7	0.0	12.1	4.8	-	-	8.8	1.9
Bicycles on Crosswalk	-	-	-	-	0	-	-	-	-	-	0	-	-	-	-	-	0	-	-	-	-	-	0	-	-
% Bicycles on Crosswalk	-	-	-	-	-	-	-	-	-	-	-	-	-	-	-	-	-	-	-	-	-	-	0.0	-	-
Pedestrians	-	-	-	-	0	-	-	-	-	-	0	-	-	-	-	-	0	-	-	-	-	-	2	-	-
% Pedestrians	-	-	-	-	-	-	-	-	-	-	-	-	-	-	-	-	-	-	-	-	-	-	100.0	-	-



City of Lloydminster  
4420-50 Avenue

Lloydminster, Alberta, Canada T9V 0W2  
(780) 875-6184 waguinaldo@lloydminster.ca

Count Name: 52 Street and 50 Avenue  
Site Code: 5250  
Start Date: 05/09/2023  
Page No: 5



Turning Movement Peak Hour Data Plot (7:30 AM)



City of Lloydminster  
4420-50 Avenue

Lloydminster, Alberta, Canada T9V 0W2  
(780) 875-6184 waguinaldo@lloydminster.ca

Count Name: 52 Street and 50 Avenue  
Site Code: 5250  
Start Date: 05/09/2023  
Page No: 6

### Turning Movement Peak Hour Data (12:15 PM)

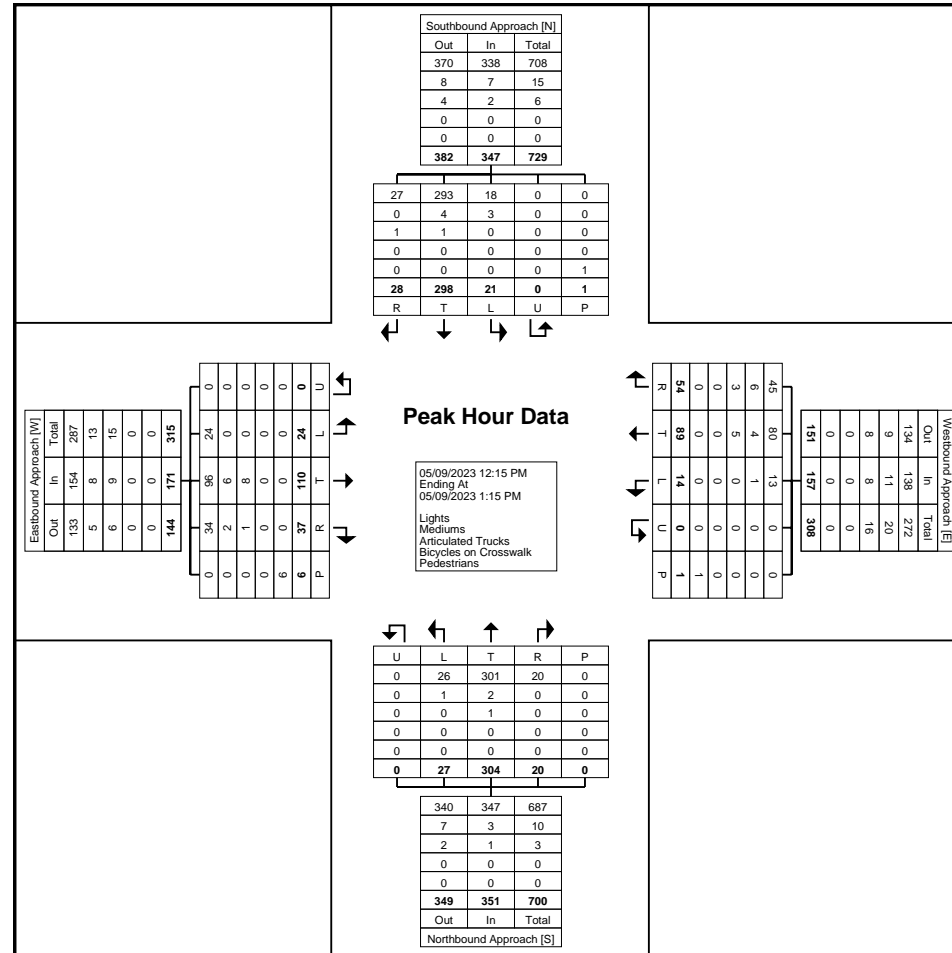
Start Time	Southbound Approach Southbound						Westbound Approach Westbound						Northbound Approach Northbound						Eastbound Approach Eastbound						Int. Total
	Right	Thru	Left	U-Turn	Peds	App. Total	Right	Thru	Left	U-Turn	Peds	App. Total	Right	Thru	Left	U-Turn	Peds	App. Total	Right	Thru	Left	U-Turn	Peds	App. Total	
12:15 PM	6	75	8	0	0	89	12	18	3	0	0	33	5	55	8	0	0	68	12	26	10	0	3	48	238
12:30 PM	7	69	4	0	1	80	13	25	0	0	1	38	5	77	7	0	0	89	6	20	5	0	1	31	238
12:45 PM	10	71	3	0	0	84	12	25	5	0	0	42	6	82	9	0	0	97	13	31	4	0	1	48	271
1:00 PM	5	83	6	0	0	94	17	21	6	0	0	44	4	90	3	0	0	97	6	33	5	0	1	44	279
<b>Total</b>	<b>28</b>	<b>298</b>	<b>21</b>	<b>0</b>	<b>1</b>	<b>347</b>	<b>54</b>	<b>89</b>	<b>14</b>	<b>0</b>	<b>1</b>	<b>157</b>	<b>20</b>	<b>304</b>	<b>27</b>	<b>0</b>	<b>0</b>	<b>351</b>	<b>37</b>	<b>110</b>	<b>24</b>	<b>0</b>	<b>6</b>	<b>171</b>	<b>1026</b>
Approach %	8.1	85.9	6.1	0.0	-	-	34.4	56.7	8.9	0.0	-	-	5.7	86.6	7.7	0.0	-	-	21.6	64.3	14.0	0.0	-	-	-
Total %	2.7	29.0	2.0	0.0	-	33.8	5.3	8.7	1.4	0.0	-	15.3	1.9	29.6	2.6	0.0	-	34.2	3.6	10.7	2.3	0.0	-	16.7	-
PHF	0.700	0.898	0.656	0.000	-	0.923	0.794	0.890	0.583	0.000	-	0.892	0.833	0.844	0.750	0.000	-	0.905	0.712	0.833	0.600	0.000	-	0.891	0.919
Lights	27	293	18	0	-	338	45	80	13	0	-	138	20	301	26	0	-	347	34	96	24	0	-	154	977
% Lights	96.4	98.3	85.7	-	-	97.4	83.3	89.9	92.9	-	-	87.9	100.0	99.0	96.3	-	-	98.9	91.9	87.3	100.0	-	-	90.1	95.2
Mediums	0	4	3	0	-	7	6	4	1	0	-	11	0	2	1	0	-	3	2	6	0	0	-	8	29
% Mediums	0.0	1.3	14.3	-	-	2.0	11.1	4.5	7.1	-	-	7.0	0.0	0.7	3.7	-	-	0.9	5.4	5.5	0.0	-	-	4.7	2.8
Articulated Trucks	1	1	0	0	-	2	3	5	0	0	-	8	0	1	0	0	-	1	1	8	0	0	-	9	20
% Articulated Trucks	3.6	0.3	0.0	-	-	0.6	5.6	5.6	0.0	-	-	5.1	0.0	0.3	0.0	-	-	0.3	2.7	7.3	0.0	-	-	5.3	1.9
Bicycles on Crosswalk	-	-	-	-	0	-	-	-	-	-	0	-	-	-	-	-	0	-	-	-	-	-	0	-	-
% Bicycles on Crosswalk	-	-	-	-	0.0	-	-	-	-	-	0.0	-	-	-	-	-	-	-	-	-	-	-	0.0	-	-
Pedestrians	-	-	-	-	1	-	-	-	-	-	1	-	-	-	-	-	0	-	-	-	-	-	6	-	-
% Pedestrians	-	-	-	-	100.0	-	-	-	-	-	100.0	-	-	-	-	-	-	-	-	-	-	-	100.0	-	-



City of Lloydminster  
4420-50 Avenue

Lloydminster, Alberta, Canada T9V 0W2  
(780) 875-6184 waguinaldo@lloydminster.ca

Count Name: 52 Street and 50 Avenue  
Site Code: 5250  
Start Date: 05/09/2023  
Page No: 7



Turning Movement Peak Hour Data Plot (12:15 PM)



City of Lloydminster  
4420-50 Avenue

Lloydminster, Alberta, Canada T9V 0W2  
(780) 875-6184 waguinaldo@lloydminster.ca

Count Name: 52 Street and 50 Avenue  
Site Code: 5250  
Start Date: 05/09/2023  
Page No: 8

### Turning Movement Peak Hour Data (4:45 PM)

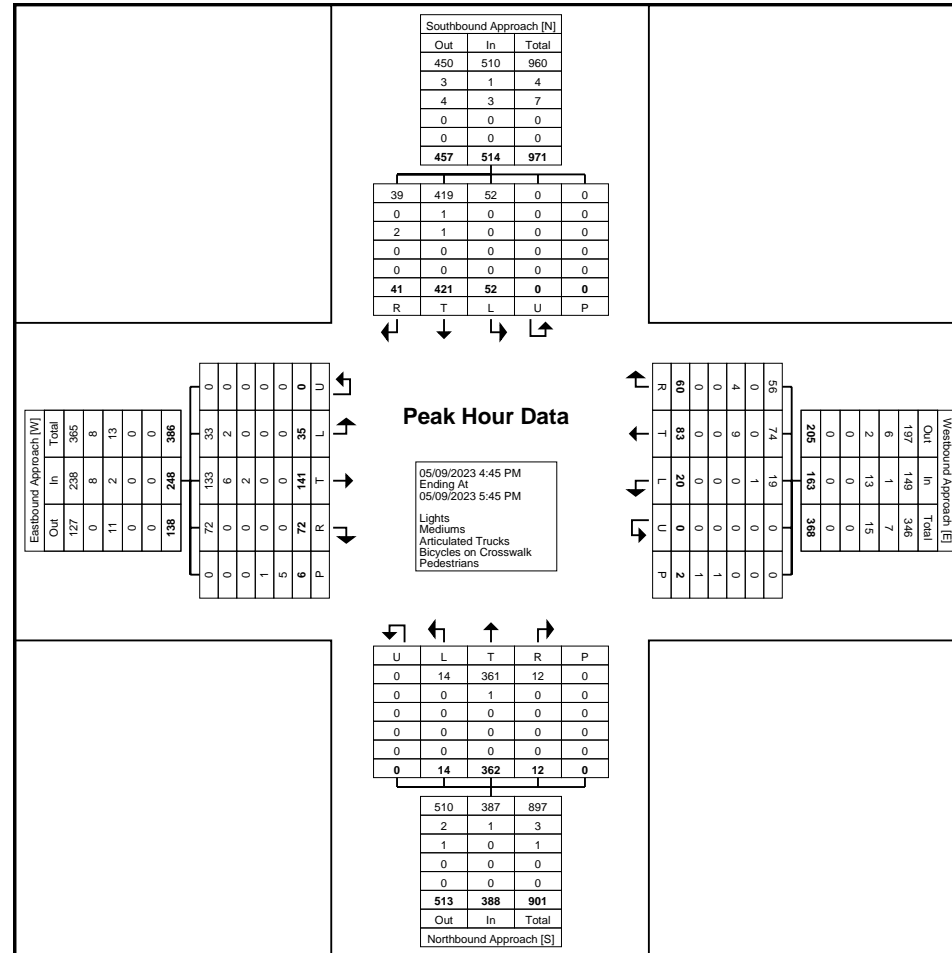
Start Time	Southbound Approach Southbound						Westbound Approach Westbound						Northbound Approach Northbound						Eastbound Approach Eastbound						Int. Total
	Right	Thru	Left	U-Turn	Peds	App. Total	Right	Thru	Left	U-Turn	Peds	App. Total	Right	Thru	Left	U-Turn	Peds	App. Total	Right	Thru	Left	U-Turn	Peds	App. Total	
4:45 PM	12	106	8	0	0	126	20	19	8	0	0	47	4	126	5	0	0	135	12	46	4	0	3	62	370
5:00 PM	12	96	13	0	0	121	10	26	6	0	0	42	1	78	5	0	0	84	23	45	16	0	1	84	331
5:15 PM	9	114	19	0	0	142	18	22	2	0	2	42	4	80	2	0	0	86	23	34	9	0	1	66	336
5:30 PM	8	105	12	0	0	125	12	16	4	0	0	32	3	78	2	0	0	83	14	16	6	0	1	36	276
Total	41	421	52	0	0	514	60	83	20	0	2	163	12	362	14	0	0	388	72	141	35	0	6	248	1313
Approach %	8.0	81.9	10.1	0.0	-	-	36.8	50.9	12.3	0.0	-	-	3.1	93.3	3.6	0.0	-	-	29.0	56.9	14.1	0.0	-	-	-
Total %	3.1	32.1	4.0	0.0	-	39.1	4.6	6.3	1.5	0.0	-	12.4	0.9	27.6	1.1	0.0	-	29.6	5.5	10.7	2.7	0.0	-	18.9	-
PHF	0.854	0.923	0.684	0.000	-	0.905	0.750	0.798	0.625	0.000	-	0.867	0.750	0.718	0.700	0.000	-	0.719	0.783	0.766	0.547	0.000	-	0.738	0.887
Lights	39	419	52	0	-	510	56	74	19	0	-	149	12	361	14	0	-	387	72	133	33	0	-	238	1284
% Lights	95.1	99.5	100.0	-	-	99.2	93.3	89.2	95.0	-	-	91.4	100.0	99.7	100.0	-	-	99.7	100.0	94.3	94.3	-	-	96.0	97.8
Mediums	0	1	0	0	-	1	0	0	1	0	-	1	0	1	0	0	-	1	0	6	2	0	-	8	11
% Mediums	0.0	0.2	0.0	-	-	0.2	0.0	0.0	5.0	-	-	0.6	0.0	0.3	0.0	-	-	0.3	0.0	4.3	5.7	-	-	3.2	0.8
Articulated Trucks	2	1	0	0	-	3	4	9	0	0	-	13	0	0	0	0	-	0	0	2	0	0	-	2	18
% Articulated Trucks	4.9	0.2	0.0	-	-	0.6	6.7	10.8	0.0	-	-	8.0	0.0	0.0	0.0	-	-	0.0	0.0	1.4	0.0	-	-	0.8	1.4
Bicycles on Crosswalk	-	-	-	-	0	-	-	-	-	-	1	-	-	-	-	-	0	-	-	-	-	-	1	-	-
% Bicycles on Crosswalk	-	-	-	-	-	-	-	-	-	-	50.0	-	-	-	-	-	-	-	-	-	-	-	16.7	-	-
Pedestrians	-	-	-	-	0	-	-	-	-	-	1	-	-	-	-	-	0	-	-	-	-	-	5	-	-
% Pedestrians	-	-	-	-	-	-	-	-	-	-	50.0	-	-	-	-	-	-	-	-	-	-	-	83.3	-	-



City of Lloydminster  
4420-50 Avenue

Lloydminster, Alberta, Canada T9V 0W2  
(780) 875-6184 waguinaldo@lloydminster.ca

Count Name: 52 Street and 50 Avenue  
Site Code: 5250  
Start Date: 05/09/2023  
Page No: 9



Turning Movement Peak Hour Data Plot (4:45 PM)



City of Lloydminster  
4420-50 Avenue

Lloydminster, Alberta, Canada T9V 0W2  
(780) 875-6184 waguinaldo@lloydminster.ca

Count Name: 62 Street and 50 Avenue  
Site Code: 6250  
Start Date: 09/19/2023  
Page No: 1

### Turning Movement Data

Start Time	Southbound Approach						Westbound Approach						Northbound Approach						Eastbound Approach						Int. Total
	Southbound						Westbound						Northbound						Eastbound						
	Right	Thru	Left	U-Turn	Peds	App. Total	Right	Thru	Left	U-Turn	Peds	App. Total	Right	Thru	Left	U-Turn	Peds	App. Total	Right	Thru	Left	U-Turn	Peds	App. Total	
11:30 AM	1	28	14	0	0	43	15	7	6	0	0	28	3	17	14	0	0	34	15	7	1	0	0	23	128
11:45 AM	3	36	5	0	0	44	14	8	10	0	0	32	7	17	8	0	0	32	16	13	3	0	0	32	140
Hourly Total	4	64	19	0	0	87	29	15	16	0	0	60	10	34	22	0	0	66	31	20	4	0	0	55	268
12:00 PM	1	53	11	0	0	65	19	4	10	0	0	33	14	18	18	0	0	50	45	13	5	0	0	63	211
12:15 PM	7	43	10	0	0	60	19	13	9	0	0	41	8	14	20	0	0	42	25	14	4	0	0	43	186
12:30 PM	2	25	12	0	0	39	10	13	8	0	0	31	14	26	17	0	0	57	21	13	4	0	0	38	165
12:45 PM	5	32	6	0	1	43	12	17	14	0	0	43	15	22	26	0	0	63	17	17	2	0	0	36	185
Hourly Total	15	153	39	0	1	207	60	47	41	0	0	148	51	80	81	0	0	212	108	57	15	0	0	180	747
1:00 PM	5	35	8	0	0	48	15	8	8	0	0	31	10	30	25	0	0	65	8	5	0	0	0	13	157
1:15 PM	4	39	6	0	0	49	12	6	12	0	0	30	9	30	28	0	0	67	11	11	0	0	0	22	168
*** BREAK ***	-	-	-	-	-	-	-	-	-	-	-	-	-	-	-	-	-	-	-	-	-	-	-	-	-
Hourly Total	9	74	14	0	0	97	27	14	20	0	0	61	19	60	53	0	0	132	19	16	0	0	0	35	325
4:00 PM	5	31	16	0	0	52	24	7	9	0	0	40	16	25	26	0	0	67	27	13	5	0	0	45	204
4:15 PM	5	42	14	0	0	61	29	8	7	0	0	44	9	31	9	0	0	49	28	6	12	0	0	46	200
4:30 PM	3	49	9	0	0	61	22	11	7	0	0	40	14	40	21	0	1	75	28	8	4	0	0	40	216
4:45 PM	6	49	7	0	0	62	20	11	9	1	2	41	14	27	12	0	0	53	17	13	3	0	0	33	189
Hourly Total	19	171	46	0	0	236	95	37	32	1	2	165	53	123	68	0	1	244	100	40	24	0	0	164	809
5:00 PM	5	63	15	0	0	83	26	9	6	0	0	41	10	40	13	0	0	63	43	13	7	0	0	63	250
5:15 PM	3	65	14	0	0	82	30	8	6	0	0	44	20	45	17	0	0	82	34	11	3	0	0	48	256
5:30 PM	2	45	15	0	0	62	23	8	8	0	0	39	14	47	10	0	0	71	26	12	4	0	0	42	214
5:45 PM	3	50	10	0	0	63	22	6	8	0	0	36	15	27	9	0	0	51	21	10	6	0	0	37	187
Hourly Total	13	223	54	0	0	290	101	31	28	0	0	160	59	159	49	0	0	267	124	46	20	0	0	190	907
*** BREAK ***	-	-	-	-	-	-	-	-	-	-	-	-	-	-	-	-	-	-	-	-	-	-	-	-	-
7:00 AM	3	20	23	0	0	46	11	18	11	0	0	40	10	20	26	0	0	56	8	7	4	0	0	19	161
7:15 AM	3	24	19	0	0	46	15	16	12	0	0	43	11	26	16	0	0	53	4	4	3	0	0	11	153
7:30 AM	6	31	25	0	0	62	18	19	5	0	0	42	21	30	20	0	0	71	8	11	3	0	0	22	197
7:45 AM	14	64	20	0	0	98	28	25	7	0	0	60	18	33	31	0	0	82	14	2	4	0	0	20	260
Hourly Total	26	139	87	0	0	252	72	78	35	0	0	185	60	109	93	0	0	262	34	24	14	0	0	72	771
8:00 AM	9	43	10	0	0	62	24	24	5	0	0	53	12	25	31	0	0	68	13	7	5	0	0	25	208
8:15 AM	2	43	7	0	0	52	21	8	9	0	0	38	8	16	22	0	0	46	8	11	0	0	0	19	155
8:30 AM	3	29	7	0	1	39	16	14	8	0	0	38	15	21	16	0	0	52	11	7	0	0	0	18	147
8:45 AM	2	42	14	0	0	58	16	10	9	0	0	35	13	25	23	0	0	61	13	10	3	0	0	26	180
Hourly Total	16	157	38	0	1	211	77	56	31	0	0	164	48	87	92	0	0	227	45	35	8	0	0	88	690
Grand Total	102	981	297	0	2	1380	461	278	203	1	2	943	300	652	458	0	1	1410	461	238	85	0	0	784	4517
Approach %	7.4	71.1	21.5	0.0	-	-	48.9	29.5	21.5	0.1	-	-	21.3	46.2	32.5	0.0	-	-	58.8	30.4	10.8	0.0	-	-	-









City of Lloydminster  
4420-50 Avenue

Lloydminster, Alberta, Canada T9V 0W2  
(780) 875-6184 waguinaldo@lloydminster.ca

Count Name: 62 Street and 50 Avenue  
Site Code: 6250  
Start Date: 09/19/2023  
Page No: 4

### Turning Movement Peak Hour Data (12:00 PM)

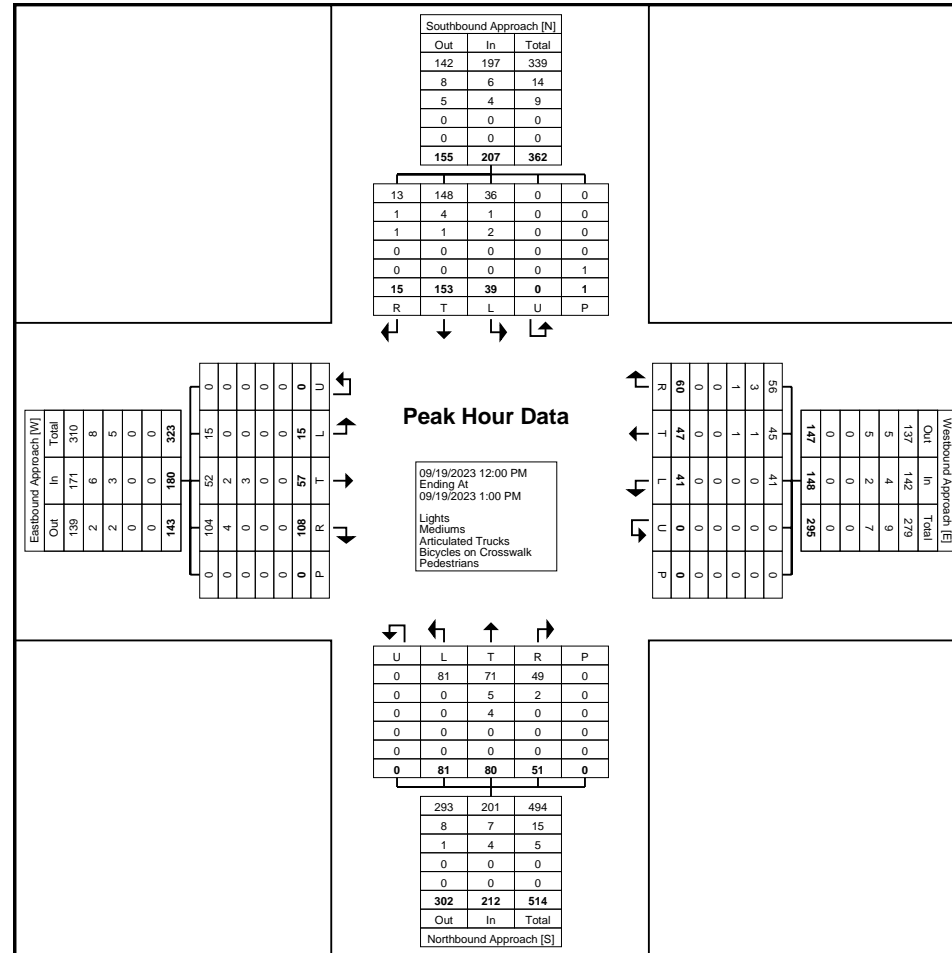
Start Time	Southbound Approach Southbound						Westbound Approach Westbound						Northbound Approach Northbound						Eastbound Approach Eastbound						Int. Total
	Right	Thru	Left	U-Turn	Peds	App. Total	Right	Thru	Left	U-Turn	Peds	App. Total	Right	Thru	Left	U-Turn	Peds	App. Total	Right	Thru	Left	U-Turn	Peds	App. Total	
12:00 PM	1	53	11	0	0	65	19	4	10	0	0	33	14	18	18	0	0	50	45	13	5	0	0	63	211
12:15 PM	7	43	10	0	0	60	19	13	9	0	0	41	8	14	20	0	0	42	25	14	4	0	0	43	186
12:30 PM	2	25	12	0	0	39	10	13	8	0	0	31	14	26	17	0	0	57	21	13	4	0	0	38	165
12:45 PM	5	32	6	0	1	43	12	17	14	0	0	43	15	22	26	0	0	63	17	17	2	0	0	36	185
Total	15	153	39	0	1	207	60	47	41	0	0	148	51	80	81	0	0	212	108	57	15	0	0	180	747
Approach %	7.2	73.9	18.8	0.0	-	-	40.5	31.8	27.7	0.0	-	-	24.1	37.7	38.2	0.0	-	-	60.0	31.7	8.3	0.0	-	-	-
Total %	2.0	20.5	5.2	0.0	-	27.7	8.0	6.3	5.5	0.0	-	19.8	6.8	10.7	10.8	0.0	-	28.4	14.5	7.6	2.0	0.0	-	24.1	-
PHF	0.536	0.722	0.813	0.000	-	0.796	0.789	0.691	0.732	0.000	-	0.860	0.850	0.769	0.779	0.000	-	0.841	0.600	0.838	0.750	0.000	-	0.714	0.885
Lights	13	148	36	0	-	197	56	45	41	0	-	142	49	71	81	0	-	201	104	52	15	0	-	171	711
% Lights	86.7	96.7	92.3	-	-	95.2	93.3	95.7	100.0	-	-	95.9	96.1	88.8	100.0	-	-	94.8	96.3	91.2	100.0	-	-	95.0	95.2
Mediums	1	4	1	0	-	6	3	1	0	0	-	4	2	5	0	0	-	7	4	2	0	0	-	6	23
% Mediums	6.7	2.6	2.6	-	-	2.9	5.0	2.1	0.0	-	-	2.7	3.9	6.3	0.0	-	-	3.3	3.7	3.5	0.0	-	-	3.3	3.1
Articulated Trucks	1	1	2	0	-	4	1	1	0	0	-	2	0	4	0	0	-	4	0	3	0	0	-	3	13
% Articulated Trucks	6.7	0.7	5.1	-	-	1.9	1.7	2.1	0.0	-	-	1.4	0.0	5.0	0.0	-	-	1.9	0.0	5.3	0.0	-	-	1.7	1.7
Bicycles on Crosswalk	-	-	-	-	0	-	-	-	-	-	0	-	-	-	-	-	0	-	-	-	-	-	0	-	-
% Bicycles on Crosswalk	-	-	-	-	0.0	-	-	-	-	-	-	-	-	-	-	-	-	-	-	-	-	-	-	-	-
Pedestrians	-	-	-	-	1	-	-	-	-	-	0	-	-	-	-	-	0	-	-	-	-	-	0	-	-
% Pedestrians	-	-	-	-	100.0	-	-	-	-	-	-	-	-	-	-	-	-	-	-	-	-	-	-	-	-



City of Lloydminster  
4420-50 Avenue

Lloydminster, Alberta, Canada T9V 0W2  
(780) 875-6184 waguinaldo@lloydminster.ca

Count Name: 62 Street and 50 Avenue  
Site Code: 6250  
Start Date: 09/19/2023  
Page No: 5



Turning Movement Peak Hour Data Plot (12:00 PM)



City of Lloydminster  
4420-50 Avenue

Lloydminster, Alberta, Canada T9V 0W2  
(780) 875-6184 waguinaldo@lloydminster.ca

Count Name: 62 Street and 50 Avenue  
Site Code: 6250  
Start Date: 09/19/2023  
Page No: 6

### Turning Movement Peak Hour Data (4:30 PM)

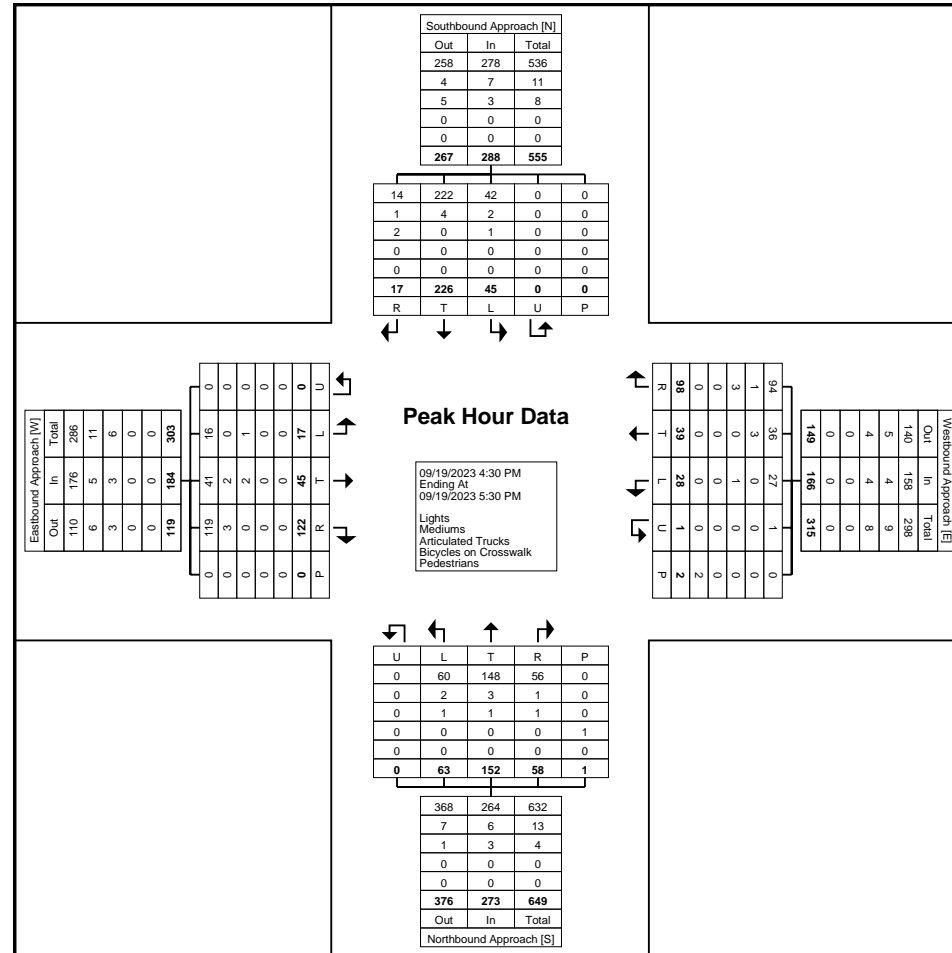
Start Time	Southbound Approach Southbound						Westbound Approach Westbound						Northbound Approach Northbound						Eastbound Approach Eastbound						Int. Total
	Right	Thru	Left	U-Turn	Peds	App. Total	Right	Thru	Left	U-Turn	Peds	App. Total	Right	Thru	Left	U-Turn	Peds	App. Total	Right	Thru	Left	U-Turn	Peds	App. Total	
4:30 PM	3	49	9	0	0	61	22	11	7	0	0	40	14	40	21	0	1	75	28	8	4	0	0	40	216
4:45 PM	6	49	7	0	0	62	20	11	9	1	2	41	14	27	12	0	0	53	17	13	3	0	0	33	189
5:00 PM	5	63	15	0	0	83	26	9	6	0	0	41	10	40	13	0	0	63	43	13	7	0	0	63	250
5:15 PM	3	65	14	0	0	82	30	8	6	0	0	44	20	45	17	0	0	82	34	11	3	0	0	48	256
Total	17	226	45	0	0	288	98	39	28	1	2	166	58	152	63	0	1	273	122	45	17	0	0	184	911
Approach %	5.9	78.5	15.6	0.0	-	-	59.0	23.5	16.9	0.6	-	-	21.2	55.7	23.1	0.0	-	-	66.3	24.5	9.2	0.0	-	-	-
Total %	1.9	24.8	4.9	0.0	-	31.6	10.8	4.3	3.1	0.1	-	18.2	6.4	16.7	6.9	0.0	-	30.0	13.4	4.9	1.9	0.0	-	20.2	-
PHF	0.708	0.869	0.750	0.000	-	0.867	0.817	0.886	0.778	0.250	-	0.943	0.725	0.844	0.750	0.000	-	0.832	0.709	0.865	0.607	0.000	-	0.730	0.890
Lights	14	222	42	0	-	278	94	36	27	1	-	158	56	148	60	0	-	264	119	41	16	0	-	176	876
% Lights	82.4	98.2	93.3	-	-	96.5	95.9	92.3	96.4	100.0	-	95.2	96.6	97.4	95.2	-	-	96.7	97.5	91.1	94.1	-	-	95.7	96.2
Mediums	1	4	2	0	-	7	1	3	0	0	-	4	1	3	2	0	-	6	3	2	0	0	-	5	22
% Mediums	5.9	1.8	4.4	-	-	2.4	1.0	7.7	0.0	0.0	-	2.4	1.7	2.0	3.2	-	-	2.2	2.5	4.4	0.0	-	-	2.7	2.4
Articulated Trucks	2	0	1	0	-	3	3	0	1	0	-	4	1	1	1	0	-	3	0	2	1	0	-	3	13
% Articulated Trucks	11.8	0.0	2.2	-	-	1.0	3.1	0.0	3.6	0.0	-	2.4	1.7	0.7	1.6	-	-	1.1	0.0	4.4	5.9	-	-	1.6	1.4
Bicycles on Crosswalk	-	-	-	-	0	-	-	-	-	-	0	-	-	-	-	-	1	-	-	-	-	-	0	-	-
% Bicycles on Crosswalk	-	-	-	-	-	-	-	-	-	-	0.0	-	-	-	-	-	100.0	-	-	-	-	-	-	-	-
Pedestrians	-	-	-	-	0	-	-	-	-	-	2	-	-	-	-	-	0	-	-	-	-	-	0	-	-
% Pedestrians	-	-	-	-	-	-	-	-	-	-	100.0	-	-	-	-	-	0.0	-	-	-	-	-	-	-	-



City of Lloydminster  
4420-50 Avenue

Lloydminster, Alberta, Canada T9V 0W2  
(780) 875-6184 waguinaldo@lloydminster.ca

Count Name: 62 Street and 50 Avenue  
Site Code: 6250  
Start Date: 09/19/2023  
Page No: 7



Turning Movement Peak Hour Data Plot (4:30 PM)



City of Lloydminster  
4420-50 Avenue

Lloydminster, Alberta, Canada T9V 0W2  
(780) 875-6184 waguinaldo@lloydminster.ca

Count Name: 62 Street and 50 Avenue  
Site Code: 6250  
Start Date: 09/19/2023  
Page No: 8

### Turning Movement Peak Hour Data (7:30 AM)

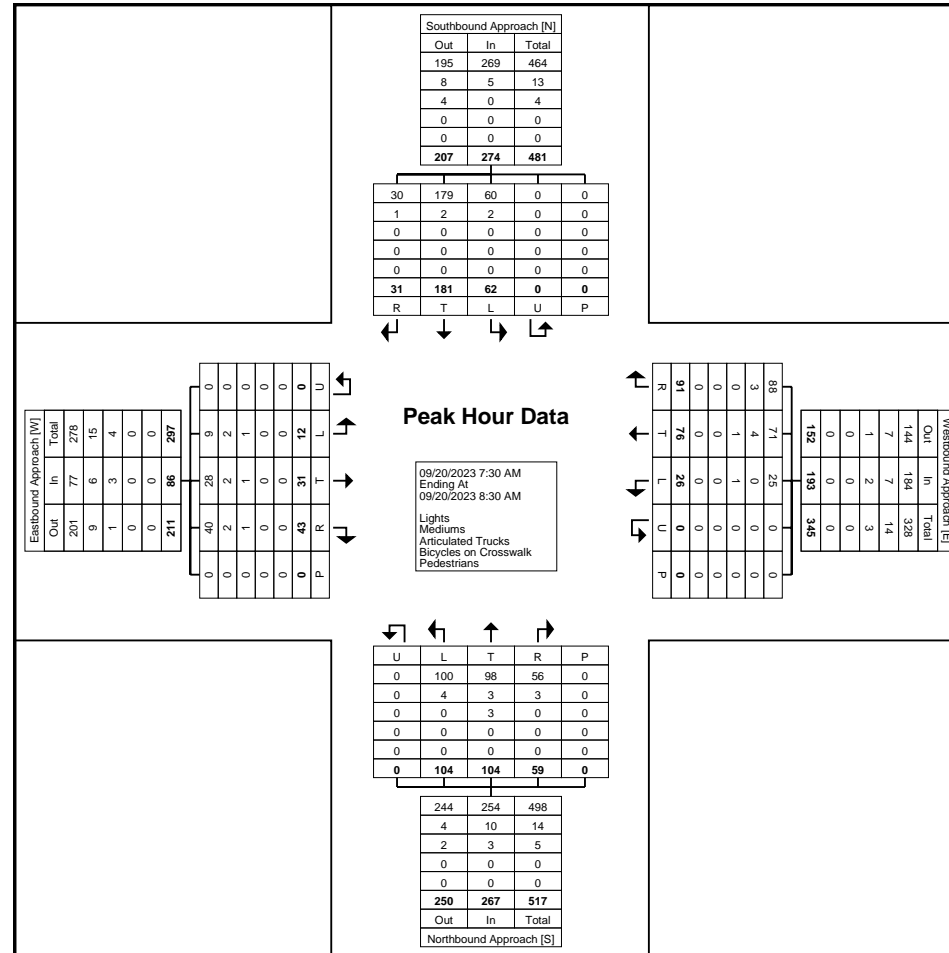
Start Time	Southbound Approach Southbound						Westbound Approach Westbound						Northbound Approach Northbound						Eastbound Approach Eastbound						Int. Total
	Right	Thru	Left	U-Turn	Peds	App. Total	Right	Thru	Left	U-Turn	Peds	App. Total	Right	Thru	Left	U-Turn	Peds	App. Total	Right	Thru	Left	U-Turn	Peds	App. Total	
7:30 AM	6	31	25	0	0	62	18	19	5	0	0	42	21	30	20	0	0	71	8	11	3	0	0	22	197
7:45 AM	14	64	20	0	0	98	28	25	7	0	0	60	18	33	31	0	0	82	14	2	4	0	0	20	260
8:00 AM	9	43	10	0	0	62	24	24	5	0	0	53	12	25	31	0	0	68	13	7	5	0	0	25	208
8:15 AM	2	43	7	0	0	52	21	8	9	0	0	38	8	16	22	0	0	46	8	11	0	0	0	19	155
Total	31	181	62	0	0	274	91	76	26	0	0	193	59	104	104	0	0	267	43	31	12	0	0	86	820
Approach %	11.3	66.1	22.6	0.0	-	-	47.2	39.4	13.5	0.0	-	-	22.1	39.0	39.0	0.0	-	-	50.0	36.0	14.0	0.0	-	-	-
Total %	3.8	22.1	7.6	0.0	-	33.4	11.1	9.3	3.2	0.0	-	23.5	7.2	12.7	12.7	0.0	-	32.6	5.2	3.8	1.5	0.0	-	10.5	-
PHF	0.554	0.707	0.620	0.000	-	0.699	0.813	0.760	0.722	0.000	-	0.804	0.702	0.788	0.839	0.000	-	0.814	0.768	0.705	0.600	0.000	-	0.860	0.788
Lights	30	179	60	0	-	269	88	71	25	0	-	184	56	98	100	0	-	254	40	28	9	0	-	77	784
% Lights	96.8	98.9	96.8	-	-	98.2	96.7	93.4	96.2	-	-	95.3	94.9	94.2	96.2	-	-	95.1	93.0	90.3	75.0	-	-	89.5	95.6
Mediums	1	2	2	0	-	5	3	4	0	0	-	7	3	3	4	0	-	10	2	2	2	0	-	6	28
% Mediums	3.2	1.1	3.2	-	-	1.8	3.3	5.3	0.0	-	-	3.6	5.1	2.9	3.8	-	-	3.7	4.7	6.5	16.7	-	-	7.0	3.4
Articulated Trucks	0	0	0	0	-	0	0	1	1	0	-	2	0	3	0	0	-	3	1	1	1	0	-	3	8
% Articulated Trucks	0.0	0.0	0.0	-	-	0.0	0.0	1.3	3.8	-	-	1.0	0.0	2.9	0.0	-	-	1.1	2.3	3.2	8.3	-	-	3.5	1.0
Bicycles on Crosswalk	-	-	-	-	0	-	-	-	-	-	0	-	-	-	-	-	0	-	-	-	-	-	0	-	-
% Bicycles on Crosswalk	-	-	-	-	-	-	-	-	-	-	-	-	-	-	-	-	-	-	-	-	-	-	-	-	-
Pedestrians	-	-	-	-	0	-	-	-	-	-	0	-	-	-	-	-	0	-	-	-	-	-	0	-	-
% Pedestrians	-	-	-	-	-	-	-	-	-	-	-	-	-	-	-	-	-	-	-	-	-	-	-	-	-



City of Lloydminster  
4420-50 Avenue

Lloydminster, Alberta, Canada T9V 0W2  
(780) 875-6184 waguinaldo@lloydminster.ca

Count Name: 62 Street and 50 Avenue  
Site Code: 6250  
Start Date: 09/19/2023  
Page No: 9



Turning Movement Peak Hour Data Plot (7:30 AM)



City of Lloydminster  
4420-50 Avenue

Lloydminster, Alberta, Canada T9V 0W2  
(780) 875-6184 waguinaldo@lloydminster.ca

Count Name: Mall Access and 52 Avenue  
(Friday)  
Site Code: MALL52 (Fri)  
Start Date: 06/02/2023  
Page No: 1

### Turning Movement Data

Start Time	Southbound Approach Southbound						Westbound Approach Westbound						Northbound Approach Northbound						Eastbound Approach Eastbound						Int. Total
	Right	Thru	Left	U-Turn	Peds	App. Total	Right	Thru	Left	U-Turn	Peds	App. Total	Right	Thru	Left	U-Turn	Peds	App. Total	Right	Thru	Left	U-Turn	Peds	App. Total	
10:00 AM	18	21	28	0	0	67	6	7	3	0	0	16	8	29	16	0	0	53	6	2	2	0	0	10	146
10:15 AM	15	29	25	0	1	69	4	4	6	0	0	14	8	30	16	0	1	54	9	3	5	0	0	17	154
10:30 AM	20	30	26	0	0	76	12	5	3	0	1	20	1	29	10	0	0	40	5	6	7	0	0	18	154
10:45 AM	19	42	18	0	0	79	12	4	5	0	0	21	9	41	19	0	0	69	11	8	5	0	0	24	193
Hourly Total	72	122	97	0	1	291	34	20	17	0	1	71	26	129	61	0	1	216	31	19	19	0	0	69	647
11:00 AM	19	27	29	0	0	75	25	4	4	0	0	33	6	35	17	0	0	58	13	4	11	0	0	28	194
11:15 AM	18	34	34	0	0	86	24	4	3	0	0	31	7	47	8	0	2	62	12	7	2	0	3	21	200
11:30 AM	13	47	28	0	0	88	35	10	4	0	1	49	10	42	12	0	1	64	14	5	7	0	0	26	227
11:45 AM	13	41	31	0	0	85	22	7	5	0	0	34	15	39	8	0	1	62	10	7	6	0	1	23	204
Hourly Total	63	149	122	0	0	334	106	25	16	0	1	147	38	163	45	0	4	246	49	23	26	0	4	98	825
12:00 PM	25	47	47	0	0	119	25	5	6	0	0	36	11	38	19	0	0	68	7	6	7	0	1	20	243
12:15 PM	24	34	35	0	0	93	43	9	5	0	0	57	7	45	18	0	2	70	16	4	14	0	2	34	254
12:30 PM	18	47	35	0	0	100	36	13	1	0	0	50	12	53	10	0	0	75	12	5	7	0	0	24	249
12:45 PM	21	41	38	0	0	100	41	5	2	0	0	48	8	44	15	0	0	67	24	7	9	0	0	40	255
Hourly Total	88	169	155	0	0	412	145	32	14	0	0	191	38	180	62	0	2	280	59	22	37	0	3	118	1001
1:00 PM	22	45	27	0	0	94	38	6	6	0	0	50	6	34	6	0	0	46	16	8	7	0	1	31	221
1:15 PM	24	31	25	0	0	80	26	6	7	0	0	39	13	43	13	0	0	69	17	6	4	0	1	27	215
1:30 PM	21	23	38	0	0	82	27	4	4	0	0	35	7	51	23	0	0	81	26	4	9	0	0	39	237
1:45 PM	30	47	32	0	0	109	26	6	3	0	1	35	8	35	9	0	1	52	14	6	7	0	1	27	223
Hourly Total	97	146	122	0	0	365	117	22	20	0	1	159	34	163	51	0	1	248	73	24	27	0	3	124	896
2:00 PM	19	40	22	0	0	81	19	5	7	0	0	31	2	18	19	0	0	39	20	12	8	0	1	40	191
2:15 PM	18	37	39	0	0	94	20	5	1	0	0	26	7	39	12	0	1	58	16	12	13	0	0	41	219
2:30 PM	15	31	40	0	0	86	33	12	5	0	0	50	8	45	15	0	0	68	19	13	8	0	4	40	244
2:45 PM	20	44	35	0	2	99	34	5	9	0	0	48	8	47	22	0	0	77	14	5	9	0	0	28	252
Hourly Total	72	152	136	0	2	360	106	27	22	0	0	155	25	149	68	0	1	242	69	42	38	0	5	149	906
3:00 PM	22	47	35	0	1	104	13	8	8	0	2	29	6	44	19	0	1	69	22	4	5	0	1	31	233
3:15 PM	16	46	33	0	0	95	16	5	5	0	0	26	8	64	21	0	0	93	22	5	7	0	1	34	248
3:30 PM	25	57	34	0	1	116	14	8	2	0	0	24	10	33	21	0	3	64	22	6	12	0	3	40	244
3:45 PM	27	54	23	0	0	104	15	7	1	0	0	23	5	49	16	0	0	70	16	9	4	0	1	29	226
Hourly Total	90	204	125	0	2	419	58	28	16	0	2	102	29	190	77	0	4	296	82	24	28	0	6	134	951
4:00 PM	15	34	47	0	0	96	28	4	6	0	0	38	9	45	24	0	1	78	18	5	12	0	0	35	247
4:15 PM	23	42	33	0	2	98	21	4	2	0	0	27	7	46	23	0	1	76	27	6	9	0	0	42	243
4:30 PM	24	43	34	0	0	101	25	4	9	0	2	38	10	36	17	0	0	63	17	10	8	0	3	35	237
4:45 PM	16	37	40	0	0	93	28	4	7	0	1	39	9	32	24	0	0	65	19	9	7	0	2	35	232
Hourly Total	78	156	154	0	2	388	102	16	24	0	3	142	35	159	88	0	2	282	81	30	36	0	5	147	959



5:00 PM	24	42	49	0	0	115	26	3	7	0	0	36	11	35	17	0	1	63	22	4	12	0	0	38	252
5:15 PM	21	37	38	0	0	96	30	8	6	0	0	44	20	44	18	0	1	82	14	12	11	0	0	37	259
5:30 PM	15	39	39	0	0	93	26	6	13	0	0	45	12	36	11	0	0	59	21	10	8	0	0	39	236
5:45 PM	14	31	31	0	0	76	35	4	8	0	0	47	17	30	9	0	0	56	15	11	8	0	0	34	213
Hourly Total	74	149	157	0	0	380	117	21	34	0	0	172	60	145	55	0	2	260	72	37	39	0	0	148	960
6:00 PM	11	26	24	1	0	62	13	4	6	0	1	23	12	38	14	0	2	64	11	5	11	0	0	27	176
6:15 PM	17	20	23	0	0	60	4	11	7	0	2	22	7	36	18	0	1	61	14	4	10	0	0	28	171
6:30 PM	12	16	25	0	0	53	10	7	2	0	1	19	5	17	9	0	0	31	13	4	11	0	1	28	131
6:45 PM	17	17	22	0	0	56	10	3	4	0	0	17	5	19	10	0	0	34	19	5	12	0	0	36	143
Hourly Total	57	79	94	1	0	231	37	25	19	0	4	81	29	110	51	0	3	190	57	18	44	0	1	119	621
7:00 PM	12	23	32	0	0	67	26	7	7	0	2	40	6	17	9	0	2	32	13	10	5	0	2	28	167
7:15 PM	15	12	24	0	0	51	27	2	5	0	2	34	6	15	13	0	4	34	15	7	5	0	2	27	146
7:30 PM	11	22	20	0	0	53	29	4	7	0	0	40	7	21	15	0	0	43	10	9	6	0	0	25	161
7:45 PM	5	15	24	0	0	44	18	6	4	0	1	28	5	10	9	0	0	24	14	3	8	0	2	25	121
Hourly Total	43	72	100	0	0	215	100	19	23	0	5	142	24	63	46	0	6	133	52	29	24	0	6	105	595
Grand Total	734	1398	1262	1	7	3395	922	235	205	0	17	1362	338	1451	604	0	26	2393	625	268	318	0	33	1211	8361
Approach %	21.6	41.2	37.2	0.0	-	-	67.7	17.3	15.1	0.0	-	-	14.1	60.6	25.2	0.0	-	-	51.6	22.1	26.3	0.0	-	-	-
Total %	8.8	16.7	15.1	0.0	-	40.6	11.0	2.8	2.5	0.0	-	16.3	4.0	17.4	7.2	0.0	-	28.6	7.5	3.2	3.8	0.0	-	14.5	-
Lights	730	1386	1258	1	-	3375	918	234	203	0	-	1355	337	1431	602	0	-	2370	621	268	315	0	-	1204	8304
% Lights	99.5	99.1	99.7	100.0	-	99.4	99.6	99.6	99.0	-	-	99.5	99.7	98.6	99.7	-	-	99.0	99.4	100.0	99.1	-	-	99.4	99.3
Mediums	4	11	2	0	-	17	1	1	2	0	-	4	1	16	2	0	-	19	4	0	2	0	-	6	46
% Mediums	0.5	0.8	0.2	0.0	-	0.5	0.1	0.4	1.0	-	-	0.3	0.3	1.1	0.3	-	-	0.8	0.6	0.0	0.6	-	-	0.5	0.6
Articulated Trucks	0	1	2	0	-	3	3	0	0	0	-	3	0	4	0	0	-	4	0	0	1	0	-	1	11
% Articulated Trucks	0.0	0.1	0.2	0.0	-	0.1	0.3	0.0	0.0	-	-	0.2	0.0	0.3	0.0	-	-	0.2	0.0	0.0	0.3	-	-	0.1	0.1
Bicycles on Crosswalk	-	-	-	-	0	-	-	-	-	-	2	-	-	-	-	-	2	-	-	-	-	-	8	-	-
% Bicycles on Crosswalk	-	-	-	-	0.0	-	-	-	-	-	11.8	-	-	-	-	-	7.7	-	-	-	-	-	24.2	-	-
Pedestrians	-	-	-	-	7	-	-	-	-	-	15	-	-	-	-	-	24	-	-	-	-	-	25	-	-
% Pedestrians	-	-	-	-	100.0	-	-	-	-	-	88.2	-	-	-	-	-	92.3	-	-	-	-	-	75.8	-	-





City of Lloydminster  
4420-50 Avenue

Lloydminster, Alberta, Canada T9V 0W2  
(780) 875-6184 waguinaldo@lloydminster.ca

Count Name: Mall Access and 52 Avenue  
(Friday)  
Site Code: MALL52 (Fri)  
Start Date: 06/02/2023  
Page No: 4

### Turning Movement Peak Hour Data (11:00 AM)

Start Time	Southbound Approach Southbound						Westbound Approach Westbound						Northbound Approach Northbound						Eastbound Approach Eastbound						Int. Total
	Right	Thru	Left	U-Turn	Peds	App. Total	Right	Thru	Left	U-Turn	Peds	App. Total	Right	Thru	Left	U-Turn	Peds	App. Total	Right	Thru	Left	U-Turn	Peds	App. Total	
11:00 AM	19	27	29	0	0	75	25	4	4	0	0	33	6	35	17	0	0	58	13	4	11	0	0	28	194
11:15 AM	18	34	34	0	0	86	24	4	3	0	0	31	7	47	8	0	2	62	12	7	2	0	3	21	200
11:30 AM	13	47	28	0	0	88	35	10	4	0	1	49	10	42	12	0	1	64	14	5	7	0	0	26	227
11:45 AM	13	41	31	0	0	85	22	7	5	0	0	34	15	39	8	0	1	62	10	7	6	0	1	23	204
Total	63	149	122	0	0	334	106	25	16	0	1	147	38	163	45	0	4	246	49	23	26	0	4	98	825
Approach %	18.9	44.6	36.5	0.0	-	-	72.1	17.0	10.9	0.0	-	-	15.4	66.3	18.3	0.0	-	-	50.0	23.5	26.5	0.0	-	-	-
Total %	7.6	18.1	14.8	0.0	-	40.5	12.8	3.0	1.9	0.0	-	17.8	4.6	19.8	5.5	0.0	-	29.8	5.9	2.8	3.2	0.0	-	11.9	-
PHF	0.829	0.793	0.897	0.000	-	0.949	0.757	0.625	0.800	0.000	-	0.750	0.633	0.867	0.662	0.000	-	0.961	0.875	0.821	0.591	0.000	-	0.875	0.909
Lights	62	147	121	0	-	330	105	24	15	0	-	144	37	161	45	0	-	243	49	23	26	0	-	98	815
% Lights	98.4	98.7	99.2	-	-	98.8	99.1	96.0	93.8	-	-	98.0	97.4	98.8	100.0	-	-	98.8	100.0	100.0	100.0	-	-	100.0	98.8
Mediums	1	1	1	0	-	3	0	1	1	0	-	2	1	2	0	0	-	3	0	0	0	0	-	0	8
% Mediums	1.6	0.7	0.8	-	-	0.9	0.0	4.0	6.3	-	-	1.4	2.6	1.2	0.0	-	-	1.2	0.0	0.0	0.0	-	-	0.0	1.0
Articulated Trucks	0	1	0	0	-	1	1	0	0	0	-	1	0	0	0	0	-	0	0	0	0	0	-	0	2
% Articulated Trucks	0.0	0.7	0.0	-	-	0.3	0.9	0.0	0.0	-	-	0.7	0.0	0.0	0.0	-	-	0.0	0.0	0.0	0.0	-	-	0.0	0.2
Bicycles on Crosswalk	-	-	-	-	0	-	-	-	-	-	0	-	-	-	-	-	1	-	-	-	-	-	0	-	-
% Bicycles on Crosswalk	-	-	-	-	-	-	-	-	-	-	0.0	-	-	-	-	-	25.0	-	-	-	-	-	0.0	-	-
Pedestrians	-	-	-	-	0	-	-	-	-	-	1	-	-	-	-	-	3	-	-	-	-	-	4	-	-
% Pedestrians	-	-	-	-	-	-	-	-	-	-	100.0	-	-	-	-	-	75.0	-	-	-	-	-	100.0	-	-





City of Lloydminster  
4420-50 Avenue

Lloydminster, Alberta, Canada T9V 0W2  
(780) 875-6184 waguinaldo@lloydminster.ca

Count Name: Mall Access and 52 Avenue  
(Friday)  
Site Code: MALL52 (Fri)  
Start Date: 06/02/2023  
Page No: 6

### Turning Movement Peak Hour Data (12:00 PM)

Start Time	Southbound Approach Southbound						Westbound Approach Westbound						Northbound Approach Northbound						Eastbound Approach Eastbound						Int. Total
	Right	Thru	Left	U-Turn	Peds	App. Total	Right	Thru	Left	U-Turn	Peds	App. Total	Right	Thru	Left	U-Turn	Peds	App. Total	Right	Thru	Left	U-Turn	Peds	App. Total	
12:00 PM	25	47	47	0	0	119	25	5	6	0	0	36	11	38	19	0	0	68	7	6	7	0	1	20	243
12:15 PM	24	34	35	0	0	93	43	9	5	0	0	57	7	45	18	0	2	70	16	4	14	0	2	34	254
12:30 PM	18	47	35	0	0	100	36	13	1	0	0	50	12	53	10	0	0	75	12	5	7	0	0	24	249
12:45 PM	21	41	38	0	0	100	41	5	2	0	0	48	8	44	15	0	0	67	24	7	9	0	0	40	255
<b>Total</b>	<b>88</b>	<b>169</b>	<b>155</b>	<b>0</b>	<b>0</b>	<b>412</b>	<b>145</b>	<b>32</b>	<b>14</b>	<b>0</b>	<b>0</b>	<b>191</b>	<b>38</b>	<b>180</b>	<b>62</b>	<b>0</b>	<b>2</b>	<b>280</b>	<b>59</b>	<b>22</b>	<b>37</b>	<b>0</b>	<b>3</b>	<b>118</b>	<b>1001</b>
Approach %	21.4	41.0	37.6	0.0	-	-	75.9	16.8	7.3	0.0	-	-	13.6	64.3	22.1	0.0	-	-	50.0	18.6	31.4	0.0	-	-	-
Total %	8.8	16.9	15.5	0.0	-	41.2	14.5	3.2	1.4	0.0	-	19.1	3.8	18.0	6.2	0.0	-	28.0	5.9	2.2	3.7	0.0	-	11.8	-
PHF	0.880	0.899	0.824	0.000	-	0.866	0.843	0.615	0.583	0.000	-	0.838	0.792	0.849	0.816	0.000	-	0.933	0.615	0.786	0.661	0.000	-	0.738	0.981
Lights	87	169	155	0	-	411	144	32	13	0	-	189	38	176	62	0	-	276	59	22	36	0	-	117	993
% Lights	98.9	100.0	100.0	-	-	99.8	99.3	100.0	92.9	-	-	99.0	100.0	97.8	100.0	-	-	98.6	100.0	100.0	97.3	-	-	99.2	99.2
Mediums	1	0	0	0	0	1	0	0	1	0	-	1	0	4	0	0	-	4	0	0	0	0	0	0	6
% Mediums	1.1	0.0	0.0	-	-	0.2	0.0	0.0	7.1	-	-	0.5	0.0	2.2	0.0	-	-	1.4	0.0	0.0	0.0	-	-	0.0	0.6
Articulated Trucks	0	0	0	0	-	0	1	0	0	0	-	1	0	0	0	0	-	0	0	0	1	0	-	1	2
% Articulated Trucks	0.0	0.0	0.0	-	-	0.0	0.7	0.0	0.0	-	-	0.5	0.0	0.0	0.0	-	-	0.0	0.0	0.0	2.7	-	-	0.8	0.2
Bicycles on Crosswalk	-	-	-	-	0	-	-	-	-	-	0	-	-	-	-	-	0	-	-	-	-	-	0	-	-
% Bicycles on Crosswalk	-	-	-	-	-	-	-	-	-	-	-	-	-	-	-	-	0.0	-	-	-	-	-	0.0	-	-
Pedestrians	-	-	-	-	0	-	-	-	-	-	0	-	-	-	-	-	2	-	-	-	-	-	3	-	-
% Pedestrians	-	-	-	-	-	-	-	-	-	-	-	-	-	-	-	-	100.0	-	-	-	-	-	100.0	-	-





City of Lloydminster  
4420-50 Avenue

Lloydminster, Alberta, Canada T9V 0W2  
(780) 875-6184 waguinaldo@lloydminster.ca

Count Name: Mall Access and 52 Avenue  
(Saturday)  
Site Code: MALL52 (Sat)  
Start Date: 06/03/2023  
Page No: 1

### Turning Movement Data

Start Time	Southbound Approach Southbound						Westbound Approach Westbound						Northbound Approach Northbound						Eastbound Approach Eastbound						Int. Total
	Right	Thru	Left	U-Turn	Peds	App. Total	Right	Thru	Left	U-Turn	Peds	App. Total	Right	Thru	Left	U-Turn	Peds	App. Total	Right	Thru	Left	U-Turn	Peds	App. Total	
10:00 AM	11	24	14	0	0	49	9	9	5	0	0	23	1	26	12	0	0	39	6	2	4	0	1	12	123
10:15 AM	14	22	22	0	0	58	19	3	4	0	0	26	3	18	17	0	4	38	10	2	3	0	0	15	137
10:30 AM	16	23	22	0	0	61	14	8	1	0	0	23	6	25	18	0	0	49	9	4	7	0	0	20	153
10:45 AM	20	20	18	0	0	58	10	3	2	0	0	15	6	20	23	0	0	49	19	7	5	0	1	31	153
Hourly Total	61	89	76	0	0	226	52	23	12	0	0	87	16	89	70	0	4	175	44	15	19	0	2	78	566
11:00 AM	25	20	23	0	0	68	18	5	6	0	0	29	7	25	19	0	0	51	15	5	7	0	0	27	175
11:15 AM	14	40	17	0	0	71	18	2	4	0	1	24	5	28	11	0	0	44	14	10	8	0	4	32	171
11:30 AM	19	33	14	0	2	66	17	6	5	0	0	28	7	32	18	0	0	57	16	7	5	0	1	28	179
11:45 AM	10	29	31	0	0	70	20	9	4	0	0	33	8	33	17	0	1	58	15	5	5	0	0	25	186
Hourly Total	68	122	85	0	2	275	73	22	19	0	1	114	27	118	65	0	1	210	60	27	25	0	5	112	711
12:00 PM	20	30	39	0	0	89	18	11	7	0	0	36	8	32	23	0	1	63	9	10	10	0	0	29	217
12:15 PM	26	24	39	0	0	89	23	4	3	0	3	30	9	31	17	0	1	57	16	6	11	0	1	33	209
12:30 PM	14	26	26	0	0	66	31	5	5	0	1	41	8	31	18	0	0	57	14	8	7	0	0	29	193
12:45 PM	17	20	27	0	2	64	28	11	8	0	0	47	8	33	17	0	0	58	14	10	9	0	0	33	202
Hourly Total	77	100	131	0	2	308	100	31	23	0	4	154	33	127	75	0	2	235	53	34	37	0	1	124	821
1:00 PM	21	16	21	0	1	58	33	8	8	0	0	49	5	31	20	0	0	56	13	7	17	0	0	37	200
1:15 PM	19	25	33	0	1	77	25	5	8	0	0	38	6	27	25	0	5	58	13	3	8	0	0	24	197
1:30 PM	20	30	24	0	0	74	28	6	4	0	0	38	6	25	19	0	0	50	13	9	9	0	0	31	193
1:45 PM	20	19	32	0	0	71	25	8	10	0	0	43	9	23	17	0	0	49	18	6	14	0	3	38	201
Hourly Total	80	90	110	0	2	280	111	27	30	0	0	168	26	106	81	0	5	213	57	25	48	0	3	130	791
2:00 PM	26	26	34	0	3	86	23	5	3	0	0	31	6	29	17	0	0	52	12	14	11	0	1	37	206
2:15 PM	25	32	23	0	2	80	18	7	5	0	0	30	12	32	14	0	1	58	19	10	10	0	0	39	207
2:30 PM	18	28	20	0	0	66	23	8	3	0	0	34	5	20	19	0	0	44	15	8	9	0	2	32	176
2:45 PM	22	24	26	0	0	72	29	6	1	0	2	36	4	21	12	0	2	37	17	9	10	0	0	36	181
Hourly Total	91	110	103	0	5	304	93	26	12	0	2	131	27	102	62	0	3	191	63	41	40	0	3	144	770
3:00 PM	25	34	26	0	0	85	20	8	7	0	0	35	7	23	13	0	0	43	20	13	10	0	0	43	206
3:15 PM	19	35	20	1	0	75	26	8	3	0	1	37	6	28	18	0	0	52	13	11	11	0	0	35	199
3:30 PM	17	23	19	0	0	59	16	7	6	0	0	29	7	16	18	0	2	41	21	7	6	0	0	34	163
3:45 PM	23	25	19	0	0	67	25	7	0	0	0	32	5	20	12	0	0	37	13	9	8	0	1	30	166
Hourly Total	84	117	84	1	0	286	87	30	16	0	1	133	25	87	61	0	2	173	67	40	35	0	1	142	734
4:00 PM	14	22	32	0	0	68	15	9	2	0	0	26	4	25	16	0	2	45	17	3	8	0	0	28	167
4:15 PM	19	26	28	0	0	73	21	3	2	0	0	26	5	35	22	0	0	62	16	13	10	0	0	39	200
4:30 PM	21	27	17	0	0	65	26	4	3	0	0	33	0	21	18	0	0	39	19	12	6	0	0	37	174
4:45 PM	17	22	22	0	0	61	23	5	4	0	0	32	11	21	11	0	0	43	14	7	14	0	0	35	171
Hourly Total	71	97	99	0	0	267	85	21	11	0	0	117	20	102	67	0	2	189	66	35	38	0	0	139	712

5:00 PM	15	21	19	0	0	55	14	7	5	0	0	26	4	39	14	0	0	57	12	15	6	0	0	33	171
5:15 PM	16	23	24	0	0	63	19	1	4	0	0	24	7	21	13	0	0	41	8	10	7	0	2	25	153
5:30 PM	13	16	25	0	1	54	13	1	2	0	0	16	3	26	8	0	3	37	8	8	14	0	1	30	137
5:45 PM	12	14	23	0	0	49	17	1	1	0	0	19	8	25	13	0	1	46	15	9	16	0	0	40	154
Hourly Total	56	74	91	0	1	221	63	10	12	0	0	85	22	111	48	0	4	181	43	42	43	0	3	128	615
6:00 PM	10	21	16	1	1	48	18	3	6	0	0	27	5	14	5	0	1	24	10	10	13	0	0	33	132
6:15 PM	10	18	19	0	0	47	31	7	2	0	0	40	10	17	9	0	2	36	6	8	7	0	2	21	144
6:30 PM	4	15	22	0	0	41	29	3	9	0	0	41	7	7	5	0	0	19	4	8	7	0	0	19	120
6:45 PM	16	10	15	0	0	41	29	3	3	0	0	35	3	13	5	0	0	21	5	5	3	0	0	13	110
Hourly Total	40	64	72	1	1	177	107	16	20	0	0	143	25	51	24	0	3	100	25	31	30	0	2	86	506
7:00 PM	3	16	9	0	0	28	17	4	5	0	0	26	4	14	2	0	0	20	5	5	2	0	0	12	86
7:15 PM	1	10	13	0	0	24	9	1	4	0	0	14	2	13	6	0	2	21	4	6	4	0	0	14	73
7:30 PM	5	8	11	0	0	24	7	1	3	0	0	11	7	11	3	0	1	21	4	4	4	0	0	12	68
7:45 PM	3	10	6	0	0	19	11	4	4	0	0	19	6	10	2	0	0	18	5	3	4	0	0	12	68
Hourly Total	12	44	39	0	0	95	44	10	16	0	0	70	19	48	13	0	3	80	18	18	14	0	0	50	295
Grand Total	640	907	890	2	13	2439	815	216	171	0	8	1202	240	941	566	0	29	1747	496	308	329	0	20	1133	6521
Approach %	26.2	37.2	36.5	0.1	-	-	67.8	18.0	14.2	0.0	-	-	13.7	53.9	32.4	0.0	-	-	43.8	27.2	29.0	0.0	-	-	-
Total %	9.8	13.9	13.6	0.0	-	37.4	12.5	3.3	2.6	0.0	-	18.4	3.7	12.5	8.7	0.0	-	26.8	7.6	4.7	5.0	0.0	-	17.4	-
Lights	638	904	886	2	-	2430	814	216	171	0	-	1201	237	937	566	0	-	1740	495	308	329	0	-	1132	6503
% Lights	99.7	99.7	99.6	100.0	-	99.6	99.9	100.0	100.0	-	-	99.9	98.8	99.6	100.0	-	-	99.6	99.8	100.0	100.0	-	-	99.9	99.7
Mediums	2	2	3	0	-	7	1	0	0	0	-	1	2	3	0	0	-	5	1	0	0	0	-	1	14
% Mediums	0.3	0.2	0.3	0.0	-	0.3	0.1	0.0	0.0	-	-	0.1	0.8	0.3	0.0	-	-	0.3	0.2	0.0	0.0	-	-	0.1	0.2
Articulated Trucks	0	1	1	0	-	2	0	0	0	0	-	0	1	1	0	0	-	2	0	0	0	0	-	0	4
% Articulated Trucks	0.0	0.1	0.1	0.0	-	0.1	0.0	0.0	0.0	-	-	0.0	0.4	0.1	0.0	-	-	0.1	0.0	0.0	0.0	-	-	0.0	0.1
Bicycles on Crosswalk	-	-	-	-	0	-	-	-	-	-	1	-	-	-	-	-	1	-	-	-	-	-	0	-	-
% Bicycles on Crosswalk	-	-	-	-	0.0	-	-	-	-	-	12.5	-	-	-	-	-	3.4	-	-	-	-	-	0.0	-	-
Pedestrians	-	-	-	-	13	-	-	-	-	-	7	-	-	-	-	-	28	-	-	-	-	-	20	-	-
% Pedestrians	-	-	-	-	100.0	-	-	-	-	-	87.5	-	-	-	-	-	96.6	-	-	-	-	-	100.0	-	-

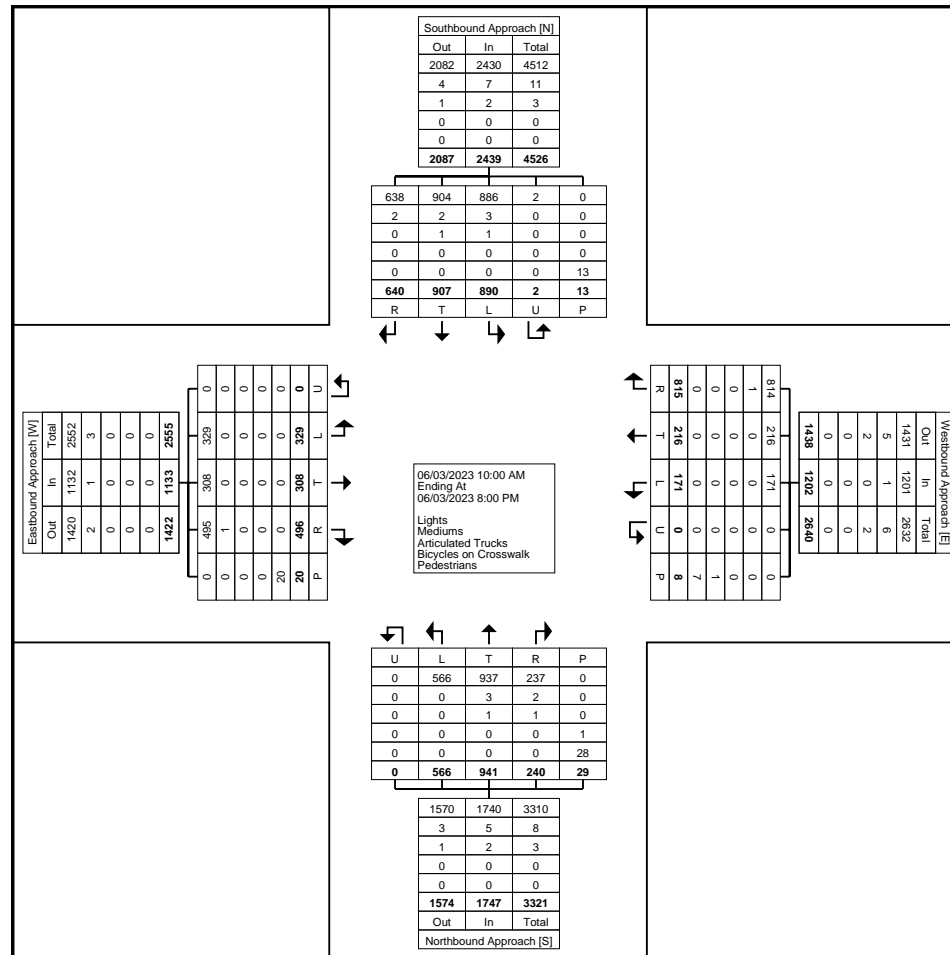




City of Lloydminster  
4420-50 Avenue

Lloydminster, Alberta, Canada T9V 0W2  
(780) 875-6184 waguinaldo@lloydminster.ca

Count Name: Mall Access and 52 Avenue  
(Saturday)  
Site Code: MALL52 (Sat)  
Start Date: 06/03/2023  
Page No: 3



Turning Movement Data Plot



City of Lloydminster  
4420-50 Avenue

Lloydminster, Alberta, Canada T9V 0W2  
(780) 875-6184 waguinaldo@lloydminster.ca

Count Name: Mall Access and 52 Avenue  
(Saturday)  
Site Code: MALL52 (Sat)  
Start Date: 06/03/2023  
Page No: 4

### Turning Movement Peak Hour Data (11:00 AM)

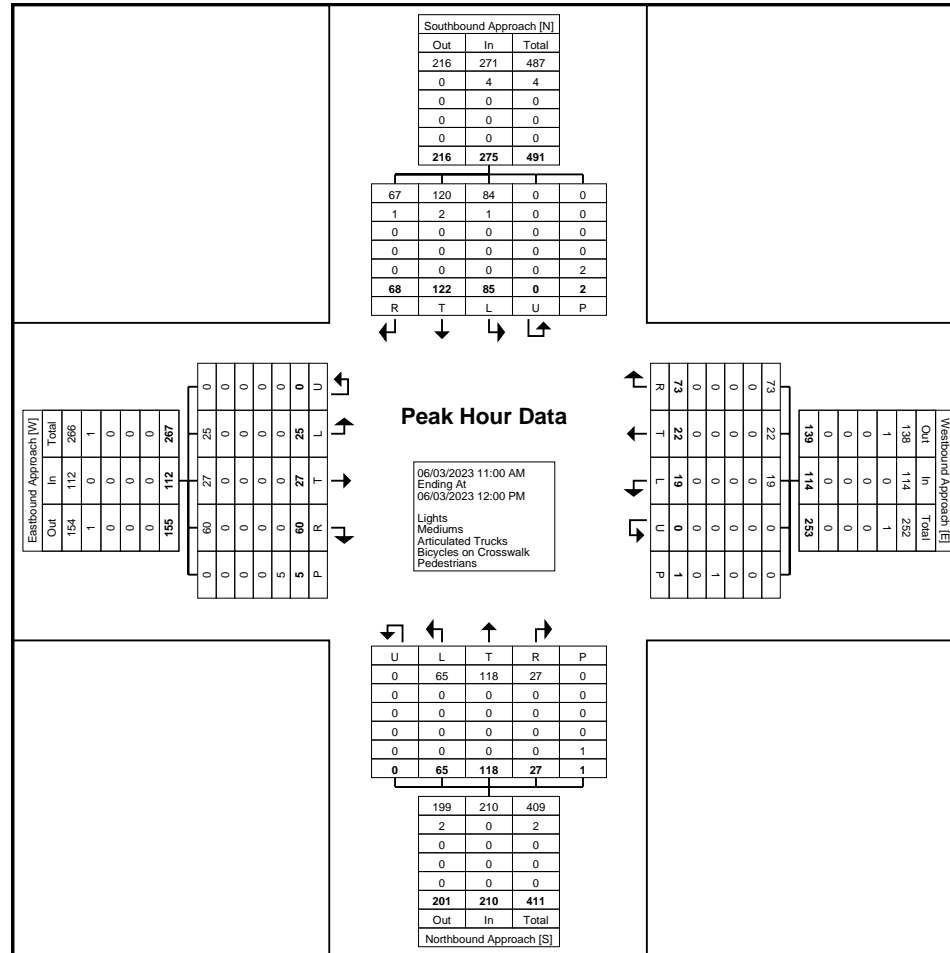
Start Time	Southbound Approach Southbound						Westbound Approach Westbound						Northbound Approach Northbound						Eastbound Approach Eastbound						Int. Total
	Right	Thru	Left	U-Turn	Peds	App. Total	Right	Thru	Left	U-Turn	Peds	App. Total	Right	Thru	Left	U-Turn	Peds	App. Total	Right	Thru	Left	U-Turn	Peds	App. Total	
11:00 AM	25	20	23	0	0	68	18	5	6	0	0	29	7	25	19	0	0	51	15	5	7	0	0	27	175
11:15 AM	14	40	17	0	0	71	18	2	4	0	1	24	5	28	11	0	0	44	14	10	8	0	4	32	171
11:30 AM	19	33	14	0	2	66	17	6	5	0	0	28	7	32	18	0	0	57	16	7	5	0	1	28	179
11:45 AM	10	29	31	0	0	70	20	9	4	0	0	33	8	33	17	0	1	58	15	5	5	0	0	25	186
Total	68	122	85	0	2	275	73	22	19	0	1	114	27	118	65	0	1	210	60	27	25	0	5	112	711
Approach %	24.7	44.4	30.9	0.0	-	-	64.0	19.3	16.7	0.0	-	-	12.9	56.2	31.0	0.0	-	-	53.6	24.1	22.3	0.0	-	-	-
Total %	9.6	17.2	12.0	0.0	-	38.7	10.3	3.1	2.7	0.0	-	16.0	3.8	16.6	9.1	0.0	-	29.5	8.4	3.8	3.5	0.0	-	15.8	-
PHF	0.680	0.763	0.685	0.000	-	0.968	0.913	0.611	0.792	0.000	-	0.864	0.844	0.894	0.855	0.000	-	0.905	0.938	0.675	0.781	0.000	-	0.875	0.956
Lights	67	120	84	0	-	271	73	22	19	0	-	114	27	118	65	0	-	210	60	27	25	0	-	112	707
% Lights	98.5	98.4	98.8	-	-	98.5	100.0	100.0	100.0	-	-	100.0	100.0	100.0	100.0	-	-	100.0	100.0	100.0	100.0	-	-	100.0	99.4
Mediums	1	2	1	0	-	4	0	0	0	0	-	0	0	0	0	0	-	0	0	0	0	0	-	0	4
% Mediums	1.5	1.6	1.2	-	-	1.5	0.0	0.0	0.0	-	-	0.0	0.0	0.0	0.0	-	-	0.0	0.0	0.0	0.0	-	-	0.0	0.6
Articulated Trucks	0	0	0	0	-	0	0	0	0	0	-	0	0	0	0	0	-	0	0	0	0	0	-	0	0
% Articulated Trucks	0.0	0.0	0.0	-	-	0.0	0.0	0.0	0.0	-	-	0.0	0.0	0.0	0.0	-	-	0.0	0.0	0.0	0.0	-	-	0.0	0.0
Bicycles on Crosswalk	-	-	-	-	0	-	-	-	-	-	1	-	-	-	-	-	0	-	-	-	-	-	0	-	-
% Bicycles on Crosswalk	-	-	-	-	0.0	-	-	-	-	-	100.0	-	-	-	-	-	0.0	-	-	-	-	-	0.0	-	-
Pedestrians	-	-	-	-	2	-	-	-	-	-	0	-	-	-	-	-	1	-	-	-	-	-	5	-	-
% Pedestrians	-	-	-	-	100.0	-	-	-	-	-	0.0	-	-	-	-	-	100.0	-	-	-	-	-	100.0	-	-



City of Lloydminster  
4420-50 Avenue

Lloydminster, Alberta, Canada T9V 0W2  
(780) 875-6184 waguinaldo@lloydminster.ca

Count Name: Mall Access and 52 Avenue  
(Saturday)  
Site Code: MALL52 (Sat)  
Start Date: 06/03/2023  
Page No: 5



Turning Movement Peak Hour Data Plot (11:00 AM)



City of Lloydminster  
4420-50 Avenue

Lloydminster, Alberta, Canada T9V 0W2  
(780) 875-6184 waguinaldo@lloydminster.ca

Count Name: Mall Access and 52 Avenue  
(Saturday)  
Site Code: MALL52 (Sat)  
Start Date: 06/03/2023  
Page No: 6

### Turning Movement Peak Hour Data (12:00 PM)

Start Time	Southbound Approach Southbound						Westbound Approach Westbound						Northbound Approach Northbound						Eastbound Approach Eastbound						Int. Total
	Right	Thru	Left	U-Turn	Peds	App. Total	Right	Thru	Left	U-Turn	Peds	App. Total	Right	Thru	Left	U-Turn	Peds	App. Total	Right	Thru	Left	U-Turn	Peds	App. Total	
12:00 PM	20	30	39	0	0	89	18	11	7	0	0	36	8	32	23	0	1	63	9	10	10	0	0	29	217
12:15 PM	26	24	39	0	0	89	23	4	3	0	3	30	9	31	17	0	1	57	16	6	11	0	1	33	209
12:30 PM	14	26	26	0	0	66	31	5	5	0	1	41	8	31	18	0	0	57	14	8	7	0	0	29	193
12:45 PM	17	20	27	0	2	64	28	11	8	0	0	47	8	33	17	0	0	58	14	10	9	0	0	33	202
Total	77	100	131	0	2	308	100	31	23	0	4	154	33	127	75	0	2	235	53	34	37	0	1	124	821
Approach %	25.0	32.5	42.5	0.0	-	-	64.9	20.1	14.9	0.0	-	-	14.0	54.0	31.9	0.0	-	-	42.7	27.4	29.8	0.0	-	-	-
Total %	9.4	12.2	16.0	0.0	-	37.5	12.2	3.8	2.8	0.0	-	18.8	4.0	15.5	9.1	0.0	-	28.6	6.5	4.1	4.5	0.0	-	15.1	-
PHF	0.740	0.833	0.840	0.000	-	0.865	0.806	0.705	0.719	0.000	-	0.819	0.917	0.962	0.815	0.000	-	0.933	0.828	0.850	0.841	0.000	-	0.939	0.946
Lights	77	100	131	0	-	308	100	31	23	0	-	154	33	126	75	0	-	234	53	34	37	0	-	124	820
% Lights	100.0	100.0	100.0	-	-	100.0	100.0	100.0	100.0	-	-	100.0	100.0	99.2	100.0	-	-	99.6	100.0	100.0	100.0	-	-	100.0	99.9
Mediums	0	0	0	0	0	0	0	0	0	0	0	0	0	1	0	0	0	1	0	0	0	0	0	0	1
% Mediums	0.0	0.0	0.0	-	-	0.0	0.0	0.0	0.0	-	-	0.0	0.0	0.8	0.0	0.0	-	0.4	0.0	0.0	0.0	-	-	0.0	0.1
Articulated Trucks	0	0	0	0	-	0	0	0	0	0	-	0	0	0	0	0	-	0	0	0	0	0	-	0	0
% Articulated Trucks	0.0	0.0	0.0	-	-	0.0	0.0	0.0	0.0	-	-	0.0	0.0	0.0	0.0	-	-	0.0	0.0	0.0	0.0	-	-	0.0	0.0
Bicycles on Crosswalk	-	-	-	-	0	-	-	-	-	-	0	-	-	-	-	-	0	-	-	-	-	-	0	-	-
% Bicycles on Crosswalk	-	-	-	-	0.0	-	-	-	-	-	0.0	-	-	-	-	-	0.0	-	-	-	-	-	0.0	-	-
Pedestrians	-	-	-	-	2	-	-	-	-	-	4	-	-	-	-	-	2	-	-	-	-	-	1	-	-
% Pedestrians	-	-	-	-	100.0	-	-	-	-	-	100.0	-	-	-	-	-	100.0	-	-	-	-	-	100.0	-	-





City of Lloydminster  
4420-50 Avenue

Lloydminster, Alberta, Canada T9V 0W2  
(780) 875-6184 waguinaldo@lloydminster.ca

Count Name: Safeway Access and 54 Avenue  
(Friday)  
Site Code: SFWY54 (Friday)  
Start Date: 06/02/2023  
Page No: 1

### Turning Movement Data

Start Time	Southbound Approach Southbound						Westbound Approach Westbound						Northbound Approach Northbound						Eastbound Approach Eastbound						Int. Total
	Right	Thru	Left	U-Turn	Peds	App. Total	Right	Thru	Left	U-Turn	Peds	App. Total	Right	Thru	Left	U-Turn	Peds	App. Total	Right	Thru	Left	U-Turn	Peds	App. Total	
11:00 AM	8	13	20	0	0	41	20	1	15	0	0	36	16	20	3	0	1	39	2	2	3	0	0	7	123
11:15 AM	5	20	23	0	0	48	18	3	9	0	0	30	14	24	4	0	0	42	2	4	1	0	0	7	127
11:30 AM	8	30	25	0	1	63	21	0	10	0	0	31	8	26	12	0	0	46	3	0	4	0	0	7	147
11:45 AM	7	25	28	0	0	60	22	2	11	0	1	35	14	26	5	0	5	45	2	2	9	0	1	13	153
Hourly Total	28	88	96	0	1	212	81	6	45	0	1	132	52	96	24	0	6	172	9	8	17	0	1	34	550
12:00 PM	8	28	27	0	0	63	15	1	14	0	0	30	14	28	8	0	3	50	2	2	6	0	0	10	153
12:15 PM	0	33	22	0	0	55	35	1	9	0	1	45	11	24	9	0	2	44	9	1	6	0	1	16	160
12:30 PM	8	28	29	0	0	65	19	2	10	0	0	31	11	29	5	0	1	45	6	2	6	0	0	14	155
12:45 PM	5	21	28	0	0	54	29	2	6	0	0	37	16	31	9	0	1	56	7	3	6	0	0	16	163
Hourly Total	21	110	106	0	0	237	98	6	39	0	1	143	52	112	31	0	7	195	24	8	24	0	1	56	631
1:00 PM	6	25	20	0	2	51	24	1	9	0	1	34	11	33	6	0	1	50	4	4	10	0	1	18	153
1:15 PM	4	32	24	0	0	60	20	1	6	0	0	27	16	40	4	0	3	60	6	3	4	0	0	13	160
1:30 PM	7	21	27	0	2	55	17	0	4	0	3	21	15	22	2	0	3	39	2	4	5	0	0	11	126
1:45 PM	8	24	23	0	1	55	27	1	10	0	1	38	11	25	4	0	3	40	5	3	6	0	0	14	147
Hourly Total	25	102	94	0	5	221	88	3	29	0	5	120	53	120	16	0	10	189	17	14	25	0	1	56	586
2:00 PM	3	16	26	0	2	45	19	0	9	0	2	28	6	25	3	0	2	34	6	0	7	0	0	13	120
2:15 PM	3	24	29	0	0	56	27	1	12	0	0	40	16	21	6	0	1	43	5	0	5	0	0	10	149
2:30 PM	3	33	34	0	2	70	18	1	6	0	2	25	15	18	1	0	0	34	5	2	8	0	0	15	144
2:45 PM	1	30	35	0	0	66	16	2	11	0	1	29	10	32	3	0	2	45	3	4	4	0	0	11	151
Hourly Total	10	103	124	0	4	237	80	4	38	0	5	122	47	96	13	0	5	156	19	6	24	0	0	49	564
3:00 PM	4	31	37	0	2	72	29	2	19	0	2	50	12	30	1	0	2	43	2	1	4	0	1	7	172
3:15 PM	2	25	44	0	2	71	23	0	14	0	1	37	20	43	4	0	1	67	4	1	4	0	1	9	184
3:30 PM	6	27	34	0	0	67	30	1	18	0	1	49	16	33	3	0	2	52	2	0	2	0	0	4	172
3:45 PM	2	35	25	0	0	62	29	0	12	0	0	41	19	26	3	0	2	48	3	0	1	0	0	4	155
Hourly Total	14	118	140	0	4	272	111	3	63	0	4	177	67	132	11	0	7	210	11	2	11	0	2	24	683
4:00 PM	5	37	35	0	0	77	22	2	17	0	0	41	9	28	2	0	3	39	2	3	1	0	1	6	163
4:15 PM	7	30	38	0	1	75	24	0	10	0	3	34	21	25	1	0	3	47	2	0	3	0	1	5	161
4:30 PM	3	29	40	0	0	72	30	1	19	0	3	50	19	27	1	0	4	47	5	1	1	0	4	7	176
4:45 PM	5	25	47	0	2	77	22	0	15	0	0	37	12	29	2	0	2	43	4	1	1	0	0	6	163
Hourly Total	20	121	160	0	3	301	98	3	61	0	6	162	61	109	6	0	12	176	13	5	6	0	6	24	663
5:00 PM	4	31	24	0	0	59	31	2	23	0	1	56	24	37	1	0	2	62	3	0	6	0	0	9	186
5:15 PM	8	46	53	0	0	107	26	3	15	0	0	44	16	26	2	0	1	44	4	1	7	0	0	12	207
5:30 PM	7	29	43	0	0	79	24	1	20	0	0	45	13	20	1	0	0	34	5	2	3	0	0	10	168
5:45 PM	5	13	23	0	0	41	26	5	15	0	4	46	12	19	3	0	0	34	4	3	4	0	1	11	132
Hourly Total	24	119	143	0	0	286	107	11	73	0	5	191	65	102	7	0	3	174	16	6	20	0	1	42	693

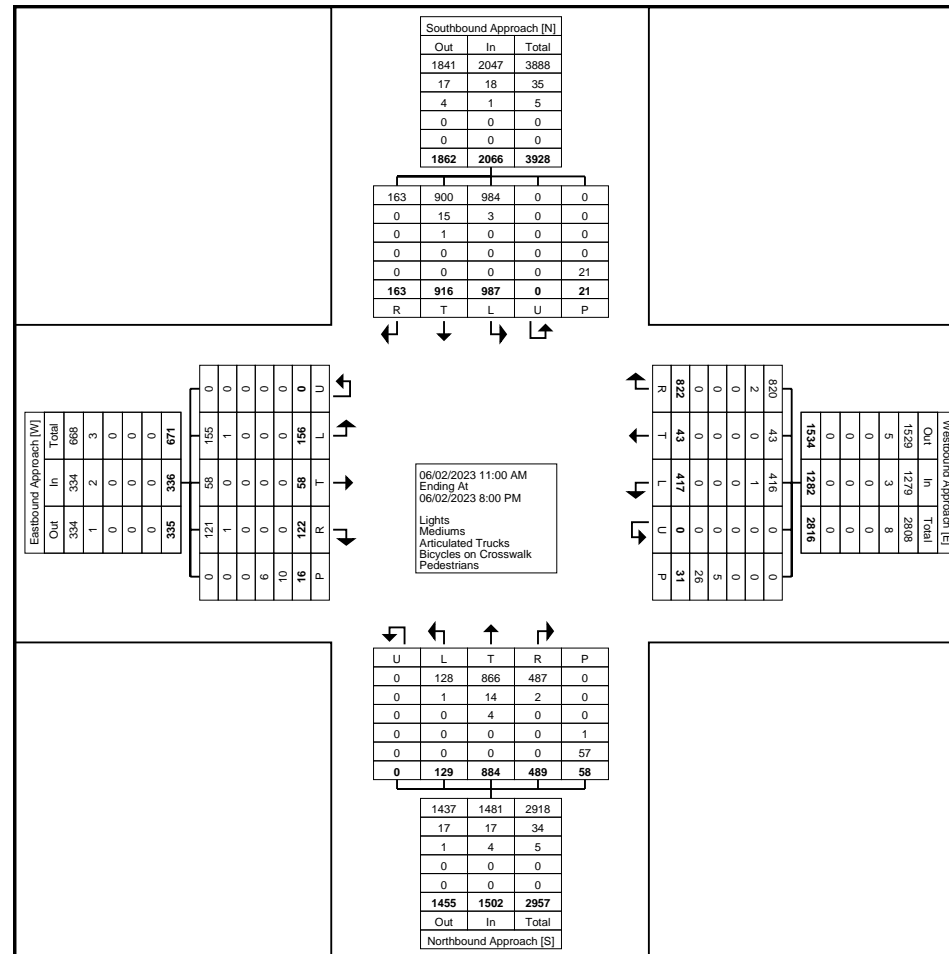
6:00 PM	4	28	28	0	0	60	22	0	10	0	1	32	14	19	3	0	4	36	0	0	3	0	0	3	131
6:15 PM	2	25	20	0	0	47	21	3	15	0	0	39	18	14	4	0	0	36	2	0	5	0	3	7	129
6:30 PM	4	13	19	0	1	36	31	2	11	0	0	44	10	18	1	0	0	29	4	0	2	0	0	6	115
6:45 PM	1	14	18	0	1	33	19	0	10	0	0	29	14	12	1	0	0	27	1	0	4	0	1	5	94
Hourly Total	11	80	85	0	2	176	93	5	46	0	1	144	56	63	9	0	4	128	7	0	14	0	4	21	469
7:00 PM	4	16	13	0	0	33	15	1	4	0	0	20	15	8	2	0	0	25	2	4	6	0	0	12	90
7:15 PM	3	19	14	0	1	36	19	0	9	0	2	28	6	19	3	0	1	28	3	3	2	0	0	8	100
7:30 PM	2	21	7	0	0	30	15	1	5	0	1	21	6	13	3	0	2	22	1	0	4	0	0	5	78
7:45 PM	1	19	5	0	1	25	17	0	5	0	0	22	9	14	4	0	1	27	0	2	3	0	0	5	79
Hourly Total	10	75	39	0	2	124	66	2	23	0	3	91	36	54	12	0	4	102	6	9	15	0	0	30	347
Grand Total	163	916	987	0	21	2066	822	43	417	0	31	1282	489	884	129	0	58	1502	122	58	156	0	16	336	5186
Approach %	7.9	44.3	47.8	0.0	-	-	64.1	3.4	32.5	0.0	-	-	32.6	58.9	8.6	0.0	-	-	36.3	17.3	46.4	0.0	-	-	-
Total %	3.1	17.7	19.0	0.0	-	39.8	15.9	0.8	8.0	0.0	-	24.7	9.4	17.0	2.5	0.0	-	29.0	2.4	1.1	3.0	0.0	-	6.5	-
Lights	163	900	984	0	-	2047	820	43	416	0	-	1279	487	866	128	0	-	1481	121	58	155	0	-	334	5141
% Lights	100.0	98.3	99.7	-	-	99.1	99.8	100.0	99.8	-	-	99.8	99.6	98.0	99.2	-	-	98.6	99.2	100.0	99.4	-	-	99.4	99.1
Mediums	0	15	3	0	-	18	2	0	1	0	-	3	2	14	1	0	-	17	1	0	1	0	-	2	40
% Mediums	0.0	1.6	0.3	-	-	0.9	0.2	0.0	0.2	-	-	0.2	0.4	1.6	0.8	-	-	1.1	0.8	0.0	0.6	-	-	0.6	0.8
Articulated Trucks	0	1	0	0	-	1	0	0	0	0	-	0	0	4	0	0	-	4	0	0	0	0	-	0	5
% Articulated Trucks	0.0	0.1	0.0	-	-	0.0	0.0	0.0	0.0	-	-	0.0	0.0	0.5	0.0	-	-	0.3	0.0	0.0	0.0	-	-	0.0	0.1
Bicycles on Crosswalk	-	-	-	-	0	-	-	-	-	-	5	-	-	-	-	-	1	-	-	-	-	-	6	-	-
% Bicycles on Crosswalk	-	-	-	-	0.0	-	-	-	-	-	16.1	-	-	-	-	-	1.7	-	-	-	-	-	37.5	-	-
Pedestrians	-	-	-	-	21	-	-	-	-	-	26	-	-	-	-	-	57	-	-	-	-	-	10	-	-
% Pedestrians	-	-	-	-	100.0	-	-	-	-	-	83.9	-	-	-	-	-	98.3	-	-	-	-	-	62.5	-	-



City of Lloydminster  
4420-50 Avenue

Lloydminster, Alberta, Canada T9V 0W2  
(780) 875-6184 waguinaldo@lloydminster.ca

Count Name: Safeway Access and 54 Avenue  
(Friday)  
Site Code: SFWY54 (Friday)  
Start Date: 06/02/2023  
Page No: 3



Turning Movement Data Plot





City of Lloydminster  
4420-50 Avenue

Lloydminster, Alberta, Canada T9V 0W2  
(780) 875-6184 waguinaldo@lloydminster.ca

Count Name: Safeway Access and 54 Avenue  
(Friday)  
Site Code: SFWY54 (Friday)  
Start Date: 06/02/2023  
Page No: 4

### Turning Movement Peak Hour Data (11:00 AM)

Start Time	Southbound Approach Southbound						Westbound Approach Westbound						Northbound Approach Northbound						Eastbound Approach Eastbound						Int. Total
	Right	Thru	Left	U-Turn	Peds	App. Total	Right	Thru	Left	U-Turn	Peds	App. Total	Right	Thru	Left	U-Turn	Peds	App. Total	Right	Thru	Left	U-Turn	Peds	App. Total	
11:00 AM	8	13	20	0	0	41	20	1	15	0	0	36	16	20	3	0	1	39	2	2	3	0	0	7	123
11:15 AM	5	20	23	0	0	48	18	3	9	0	0	30	14	24	4	0	0	42	2	4	1	0	0	7	127
11:30 AM	8	30	25	0	1	63	21	0	10	0	0	31	8	26	12	0	0	46	3	0	4	0	0	7	147
11:45 AM	7	25	28	0	0	60	22	2	11	0	1	35	14	26	5	0	5	45	2	2	9	0	1	13	153
Total	28	88	96	0	1	212	81	6	45	0	1	132	52	96	24	0	6	172	9	8	17	0	1	34	550
Approach %	13.2	41.5	45.3	0.0	-	-	61.4	4.5	34.1	0.0	-	-	30.2	55.8	14.0	0.0	-	-	26.5	23.5	50.0	0.0	-	-	-
Total %	5.1	16.0	17.5	0.0	-	38.5	14.7	1.1	8.2	0.0	-	24.0	9.5	17.5	4.4	0.0	-	31.3	1.6	1.5	3.1	0.0	-	6.2	-
PHF	0.875	0.733	0.857	0.000	-	0.841	0.920	0.500	0.750	0.000	-	0.917	0.813	0.923	0.500	0.000	-	0.935	0.750	0.500	0.472	0.000	-	0.654	0.899
Lights	28	85	96	0	-	209	81	6	45	0	-	132	52	94	24	0	-	170	9	8	17	0	-	34	545
% Lights	100.0	96.6	100.0	-	-	98.6	100.0	100.0	100.0	-	-	100.0	100.0	97.9	100.0	-	-	98.8	100.0	100.0	100.0	-	-	100.0	99.1
Mediums	0	3	0	0	-	3	0	0	0	0	-	0	0	0	0	0	-	0	0	0	0	0	-	0	3
% Mediums	0.0	3.4	0.0	-	-	1.4	0.0	0.0	0.0	-	-	0.0	0.0	0.0	0.0	-	-	0.0	0.0	0.0	0.0	-	-	0.0	0.5
Articulated Trucks	0	0	0	0	-	0	0	0	0	0	-	0	0	2	0	0	-	2	0	0	0	0	-	0	2
% Articulated Trucks	0.0	0.0	0.0	-	-	0.0	0.0	0.0	0.0	-	-	0.0	0.0	2.1	0.0	-	-	1.2	0.0	0.0	0.0	-	-	0.0	0.4
Bicycles on Crosswalk	-	-	-	-	0	-	-	-	-	-	1	-	-	-	-	-	0	-	-	-	-	-	0	-	-
% Bicycles on Crosswalk	-	-	-	-	0.0	-	-	-	-	-	100.0	-	-	-	-	-	0.0	-	-	-	-	-	0.0	-	-
Pedestrians	-	-	-	-	1	-	-	-	-	-	0	-	-	-	-	-	6	-	-	-	-	-	1	-	-
% Pedestrians	-	-	-	-	100.0	-	-	-	-	-	0.0	-	-	-	-	-	100.0	-	-	-	-	-	100.0	-	-





City of Lloydminster  
4420-50 Avenue

Lloydminster, Alberta, Canada T9V 0W2  
(780) 875-6184 waguinaldo@lloydminster.ca

Count Name: Safeway Access and 54 Avenue  
(Friday)  
Site Code: SFWY54 (Friday)  
Start Date: 06/02/2023  
Page No: 6

### Turning Movement Peak Hour Data (4:30 PM)

Start Time	Southbound Approach Southbound						Westbound Approach Westbound						Northbound Approach Northbound						Eastbound Approach Eastbound						Int. Total
	Right	Thru	Left	U-Turn	Peds	App. Total	Right	Thru	Left	U-Turn	Peds	App. Total	Right	Thru	Left	U-Turn	Peds	App. Total	Right	Thru	Left	U-Turn	Peds	App. Total	
4:30 PM	3	29	40	0	0	72	30	1	19	0	3	50	19	27	1	0	4	47	5	1	1	0	4	7	176
4:45 PM	5	25	47	0	2	77	22	0	15	0	0	37	12	29	2	0	2	43	4	1	1	0	0	6	163
5:00 PM	4	31	24	0	0	59	31	2	23	0	1	56	24	37	1	0	2	62	3	0	6	0	0	9	186
5:15 PM	8	46	53	0	0	107	26	3	15	0	0	44	16	26	2	0	1	44	4	1	7	0	0	12	207
Total	20	131	164	0	2	315	109	6	72	0	4	187	71	119	6	0	9	196	16	3	15	0	4	34	732
Approach %	6.3	41.6	52.1	0.0	-	-	58.3	3.2	38.5	0.0	-	-	36.2	60.7	3.1	0.0	-	-	47.1	8.8	44.1	0.0	-	-	-
Total %	2.7	17.9	22.4	0.0	-	43.0	14.9	0.8	9.8	0.0	-	25.5	9.7	16.3	0.8	0.0	-	26.8	2.2	0.4	2.0	0.0	-	4.6	-
PHF	0.625	0.712	0.774	0.000	-	0.736	0.879	0.500	0.783	0.000	-	0.835	0.740	0.804	0.750	0.000	-	0.790	0.800	0.750	0.536	0.000	-	0.708	0.884
Lights	20	130	164	0	-	314	109	6	72	0	-	187	70	119	6	0	-	195	16	3	15	0	-	34	730
% Lights	100.0	99.2	100.0	-	-	99.7	100.0	100.0	100.0	-	-	100.0	98.6	100.0	100.0	-	-	99.5	100.0	100.0	100.0	-	-	100.0	99.7
Mediums	0	1	0	0	-	1	0	0	0	0	-	0	1	0	0	0	-	1	0	0	0	0	-	0	2
% Mediums	0.0	0.8	0.0	-	-	0.3	0.0	0.0	0.0	-	-	0.0	1.4	0.0	0.0	-	-	0.5	0.0	0.0	0.0	-	-	0.0	0.3
Articulated Trucks	0	0	0	0	-	0	0	0	0	0	-	0	0	0	0	0	-	0	0	0	0	0	-	0	0
% Articulated Trucks	0.0	0.0	0.0	-	-	0.0	0.0	0.0	0.0	-	-	0.0	0.0	0.0	0.0	-	-	0.0	0.0	0.0	0.0	-	-	0.0	0.0
Bicycles on Crosswalk	-	-	-	-	0	-	-	-	-	-	1	-	-	-	-	-	0	-	-	-	-	-	1	-	-
% Bicycles on Crosswalk	-	-	-	-	0.0	-	-	-	-	-	25.0	-	-	-	-	-	0.0	-	-	-	-	-	25.0	-	-
Pedestrians	-	-	-	-	2	-	-	-	-	-	3	-	-	-	-	-	9	-	-	-	-	-	3	-	-
% Pedestrians	-	-	-	-	100.0	-	-	-	-	-	75.0	-	-	-	-	-	100.0	-	-	-	-	-	75.0	-	-





City of Lloydminster  
4420-50 Avenue

Lloydminster, Alberta, Canada T9V 0W2  
(780) 875-6184 waguinaldo@lloydminster.ca

Count Name: Safeway Access and 54 Avenue  
(Saturday)  
Site Code: SFWY54 (Sat)  
Start Date: 06/03/2023  
Page No: 1

### Turning Movement Data

Start Time	Southbound Approach Southbound						Westbound Approach Westbound						Northbound Approach Northbound						Eastbound Approach Eastbound						Int. Total
	Right	Thru	Left	U-Turn	Peds	App. Total	Right	Thru	Left	U-Turn	Peds	App. Total	Right	Thru	Left	U-Turn	Peds	App. Total	Right	Thru	Left	U-Turn	Peds	App. Total	
10:00 AM	0	12	22	0	0	34	10	1	7	0	0	18	9	12	1	0	2	22	1	0	0	0	1	1	75
10:15 AM	4	15	11	0	1	30	16	2	4	0	0	22	11	13	1	0	2	25	1	3	0	0	0	4	81
10:30 AM	3	12	36	0	2	51	13	0	4	0	0	17	12	16	3	0	0	31	4	1	0	0	0	5	104
10:45 AM	3	14	17	0	0	34	24	1	9	0	0	34	14	18	2	0	1	34	0	1	3	0	0	4	106
Hourly Total	10	53	86	0	3	149	63	4	24	0	0	91	46	59	7	0	5	112	6	5	3	0	1	14	366
11:00 AM	2	15	23	0	1	40	25	4	11	0	2	40	20	13	1	0	0	34	3	0	0	0	0	3	117
11:15 AM	2	15	31	0	0	48	22	1	11	0	2	34	16	18	1	0	2	35	0	0	0	0	0	0	117
11:30 AM	5	22	19	0	1	46	27	1	10	0	0	38	7	22	5	0	1	34	2	1	3	0	0	6	124
11:45 AM	2	7	27	0	0	36	23	2	8	0	0	33	17	11	1	0	2	29	0	1	5	0	0	6	104
Hourly Total	11	59	100	0	2	170	97	8	40	0	4	145	60	64	8	0	5	132	5	2	8	0	0	15	462
12:00 PM	4	16	22	0	0	42	18	1	13	0	1	32	15	17	2	0	0	34	0	1	12	0	0	13	121
12:15 PM	6	11	22	0	0	39	18	0	13	0	0	31	14	18	3	0	1	35	1	0	3	0	0	4	109
12:30 PM	1	12	25	0	0	38	33	2	8	0	0	43	12	9	3	0	0	24	3	2	4	0	0	9	114
12:45 PM	4	15	20	0	1	39	28	0	10	0	0	38	14	22	3	0	2	39	2	1	3	0	0	6	122
Hourly Total	15	54	89	0	1	158	97	3	44	0	1	144	55	66	11	0	3	132	6	4	22	0	0	32	466
1:00 PM	3	22	24	0	0	49	22	2	14	0	0	38	7	14	2	0	1	23	4	3	6	0	0	13	123
1:15 PM	4	15	27	0	0	46	24	1	8	0	1	33	11	16	2	0	0	29	2	2	5	0	0	9	117
1:30 PM	3	23	28	0	1	54	22	0	6	0	1	28	13	16	2	0	0	31	2	2	2	0	0	6	119
1:45 PM	2	13	26	0	1	41	25	1	10	0	0	36	9	12	2	0	0	23	3	2	6	0	1	11	111
Hourly Total	12	73	105	0	2	190	93	4	38	0	2	135	40	58	8	0	1	106	11	9	19	0	1	39	470
2:00 PM	5	12	22	1	0	40	21	2	14	0	0	37	5	12	7	1	5	25	3	5	2	0	0	10	112
2:15 PM	1	14	31	0	0	46	23	0	14	0	2	37	14	22	3	0	0	39	2	1	2	0	0	5	127
2:30 PM	7	12	30	0	1	49	28	0	11	0	0	39	12	13	2	0	1	27	8	4	1	0	0	13	128
2:45 PM	5	17	20	0	2	42	29	0	11	0	2	40	16	13	1	0	0	30	2	0	4	0	0	6	118
Hourly Total	18	55	103	1	3	177	101	2	50	0	4	153	47	60	13	1	6	121	15	10	9	0	0	34	485
3:00 PM	3	13	30	0	0	46	29	3	10	0	0	42	9	19	4	0	0	32	6	3	1	0	0	10	130
3:15 PM	4	13	43	0	1	60	27	2	9	0	0	38	17	17	3	0	0	37	7	3	4	0	0	14	149
3:30 PM	4	20	21	0	2	45	24	0	13	0	0	37	8	13	2	0	6	23	1	1	0	0	0	2	107
3:45 PM	4	13	22	0	0	39	27	1	11	0	0	39	14	14	0	0	2	28	0	1	1	0	0	2	108
Hourly Total	15	59	116	0	3	190	107	6	43	0	0	156	48	63	9	0	8	120	14	8	6	0	0	28	494
4:00 PM	3	19	23	0	0	45	26	1	15	0	0	42	13	10	3	0	1	26	3	0	1	0	0	4	117
4:15 PM	5	11	20	0	1	36	18	0	8	0	0	26	15	13	3	0	3	31	1	1	3	0	0	5	98
4:30 PM	3	14	24	0	1	41	36	2	14	0	0	52	11	7	1	0	0	19	2	0	6	0	0	8	120
4:45 PM	0	13	23	0	0	36	28	1	16	0	0	45	9	15	0	0	0	24	1	3	2	0	0	6	111
Hourly Total	11	57	90	0	2	158	108	4	53	0	0	165	48	45	7	0	4	100	7	4	12	0	0	23	446

5:00 PM	0	15	22	0	0	37	22	2	8	0	0	32	15	11	2	0	0	28	0	3	0	0	0	3	100
5:15 PM	9	15	26	0	0	50	17	1	18	0	0	36	15	15	3	0	0	33	3	0	3	0	0	6	125
5:30 PM	2	10	13	0	0	25	21	1	15	0	0	37	9	23	2	0	0	34	3	0	2	0	0	5	101
5:45 PM	5	13	13	0	0	31	21	4	9	0	0	34	8	6	4	0	2	18	2	2	3	0	0	7	90
Hourly Total	16	53	74	0	0	143	81	8	50	0	0	139	47	55	11	0	2	113	8	5	8	0	0	21	416
6:00 PM	4	9	10	0	0	23	17	1	9	0	1	27	3	13	4	0	1	20	0	1	3	0	0	4	74
6:15 PM	0	10	13	0	0	23	14	0	8	0	0	22	4	17	6	0	0	27	2	1	6	0	0	9	81
6:30 PM	0	11	13	0	0	24	7	1	7	0	0	15	5	8	1	0	3	14	1	0	4	0	0	5	58
6:45 PM	3	14	14	0	0	31	10	0	4	0	0	14	5	8	0	0	0	13	2	0	4	0	0	6	64
Hourly Total	7	44	50	0	0	101	48	2	28	0	1	78	17	46	11	0	4	74	5	2	17	0	0	24	277
7:00 PM	0	10	10	0	0	20	14	0	8	0	0	22	6	10	2	0	1	18	1	2	3	0	0	6	66
7:15 PM	5	15	11	0	0	31	6	1	4	1	0	12	5	10	0	2	0	17	2	1	4	0	1	7	67
7:30 PM	3	5	8	0	0	16	9	0	4	0	0	13	2	14	1	0	0	17	4	2	4	0	0	10	56
7:45 PM	0	14	4	0	0	18	12	2	1	0	0	15	8	4	1	0	0	13	2	1	5	0	0	8	54
Hourly Total	8	44	33	0	0	85	41	3	17	1	0	62	21	38	4	2	1	65	9	6	16	0	1	31	243
Grand Total	123	551	846	1	16	1521	836	44	387	1	12	1268	429	554	89	3	39	1075	86	55	120	0	3	261	4125
Approach %	8.1	36.2	55.6	0.1	-	-	65.9	3.5	30.5	0.1	-	-	39.9	51.5	8.3	0.3	-	-	33.0	21.1	46.0	0.0	-	-	-
Total %	3.0	13.4	20.5	0.0	-	36.9	20.3	1.1	9.4	0.0	-	30.7	10.4	13.4	2.2	0.1	-	26.1	2.1	1.3	2.9	0.0	-	6.3	-
Lights	123	548	843	1	-	1515	833	44	387	1	-	1265	428	553	89	3	-	1073	86	55	120	0	-	261	4114
% Lights	100.0	99.5	99.6	100.0	-	99.6	99.6	100.0	100.0	100.0	-	99.8	99.8	99.8	100.0	100.0	-	99.8	100.0	100.0	100.0	-	-	100.0	99.7
Mediums	0	3	3	0	-	6	3	0	0	0	-	3	1	1	0	0	-	2	0	0	0	0	-	0	11
% Mediums	0.0	0.5	0.4	0.0	-	0.4	0.4	0.0	0.0	0.0	-	0.2	0.2	0.2	0.0	0.0	-	0.2	0.0	0.0	0.0	-	-	0.0	0.3
Articulated Trucks	0	0	0	0	-	0	0	0	0	0	-	0	0	0	0	0	-	0	0	0	0	0	-	0	0
% Articulated Trucks	0.0	0.0	0.0	0.0	-	0.0	0.0	0.0	0.0	0.0	-	0.0	0.0	0.0	0.0	0.0	-	0.0	0.0	0.0	0.0	-	-	0.0	0.0
Bicycles on Crosswalk	-	-	-	-	2	-	-	-	-	-	2	-	-	-	-	-	1	-	-	-	-	-	1	-	-
% Bicycles on Crosswalk	-	-	-	-	12.5	-	-	-	-	-	16.7	-	-	-	-	-	2.6	-	-	-	-	-	33.3	-	-
Pedestrians	-	-	-	-	14	-	-	-	-	-	10	-	-	-	-	-	38	-	-	-	-	-	2	-	-
% Pedestrians	-	-	-	-	87.5	-	-	-	-	-	83.3	-	-	-	-	-	97.4	-	-	-	-	-	66.7	-	-





City of Lloydminster  
4420-50 Avenue

Lloydminster, Alberta, Canada T9V 0W2  
(780) 875-6184 waguinaldo@lloydminster.ca

Count Name: Safeway Access and 54 Avenue  
(Saturday)  
Site Code: SFWY54 (Sat)  
Start Date: 06/03/2023  
Page No: 4

### Turning Movement Peak Hour Data (10:45 AM)

Start Time	Southbound Approach Southbound						Westbound Approach Westbound						Northbound Approach Northbound						Eastbound Approach Eastbound						Int. Total
	Right	Thru	Left	U-Turn	Peds	App. Total	Right	Thru	Left	U-Turn	Peds	App. Total	Right	Thru	Left	U-Turn	Peds	App. Total	Right	Thru	Left	U-Turn	Peds	App. Total	
10:45 AM	3	14	17	0	0	34	24	1	9	0	0	34	14	18	2	0	1	34	0	1	3	0	0	4	106
11:00 AM	2	15	23	0	1	40	25	4	11	0	2	40	20	13	1	0	0	34	3	0	0	0	0	3	117
11:15 AM	2	15	31	0	0	48	22	1	11	0	2	34	16	18	1	0	2	35	0	0	0	0	0	0	117
11:30 AM	5	22	19	0	1	46	27	1	10	0	0	38	7	22	5	0	1	34	2	1	3	0	0	6	124
Total	12	66	90	0	2	168	98	7	41	0	4	146	57	71	9	0	4	137	5	2	6	0	0	13	464
Approach %	7.1	39.3	53.6	0.0	-	-	67.1	4.8	28.1	0.0	-	-	41.6	51.8	6.6	0.0	-	-	38.5	15.4	46.2	0.0	-	-	-
Total %	2.6	14.2	19.4	0.0	-	36.2	21.1	1.5	8.8	0.0	-	31.5	12.3	15.3	1.9	0.0	-	29.5	1.1	0.4	1.3	0.0	-	2.8	-
PHF	0.600	0.750	0.726	0.000	-	0.875	0.907	0.438	0.932	0.000	-	0.913	0.713	0.807	0.450	0.000	-	0.979	0.417	0.500	0.500	0.000	-	0.542	0.935
Lights	12	65	90	0	-	167	98	7	41	0	-	146	57	71	9	0	-	137	5	2	6	0	-	13	463
% Lights	100.0	98.5	100.0	-	-	99.4	100.0	100.0	100.0	-	-	100.0	100.0	100.0	100.0	-	-	100.0	100.0	100.0	100.0	-	-	100.0	99.8
Mediums	0	1	0	0	-	1	0	0	0	0	-	0	0	0	0	0	-	0	0	0	0	0	-	0	1
% Mediums	0.0	1.5	0.0	-	-	0.6	0.0	0.0	0.0	-	-	0.0	0.0	0.0	0.0	-	-	0.0	0.0	0.0	0.0	-	-	0.0	0.2
Articulated Trucks	0	0	0	0	-	0	0	0	0	0	-	0	0	0	0	0	-	0	0	0	0	0	-	0	0
% Articulated Trucks	0.0	0.0	0.0	-	-	0.0	0.0	0.0	0.0	-	-	0.0	0.0	0.0	0.0	-	-	0.0	0.0	0.0	0.0	-	-	0.0	0.0
Bicycles on Crosswalk	-	-	-	-	0	-	-	-	-	-	2	-	-	-	-	-	0	-	-	-	-	-	0	-	-
% Bicycles on Crosswalk	-	-	-	-	0.0	-	-	-	-	-	50.0	-	-	-	-	-	0.0	-	-	-	-	-	-	-	-
Pedestrians	-	-	-	-	2	-	-	-	-	-	2	-	-	-	-	-	4	-	-	-	-	-	0	-	-
% Pedestrians	-	-	-	-	100.0	-	-	-	-	-	50.0	-	-	-	-	-	100.0	-	-	-	-	-	-	-	-







City of Lloydminster  
4420-50 Avenue

Lloydminster, Alberta, Canada T9V 0W2  
(780) 875-6184 waguinaldo@lloydminster.ca

Count Name: Safeway Access and 54 Avenue  
(Saturday)  
Site Code: SFWY54 (Sat)  
Start Date: 06/03/2023  
Page No: 6

### Turning Movement Peak Hour Data (2:30 PM)

Start Time	Southbound Approach Southbound						Westbound Approach Westbound						Northbound Approach Northbound						Eastbound Approach Eastbound						Int. Total
	Right	Thru	Left	U-Turn	Peds	App. Total	Right	Thru	Left	U-Turn	Peds	App. Total	Right	Thru	Left	U-Turn	Peds	App. Total	Right	Thru	Left	U-Turn	Peds	App. Total	
2:30 PM	7	12	30	0	1	49	28	0	11	0	0	39	12	13	2	0	1	27	8	4	1	0	0	13	128
2:45 PM	5	17	20	0	2	42	29	0	11	0	2	40	16	13	1	0	0	30	2	0	4	0	0	6	118
3:00 PM	3	13	30	0	0	46	29	3	10	0	0	42	9	19	4	0	0	32	6	3	1	0	0	10	130
3:15 PM	4	13	43	0	1	60	27	2	9	0	0	38	17	17	3	0	0	37	7	3	4	0	0	14	149
Total	19	55	123	0	4	197	113	5	41	0	2	159	54	62	10	0	1	126	23	10	10	0	0	43	525
Approach %	9.6	27.9	62.4	0.0	-	-	71.1	3.1	25.8	0.0	-	-	42.9	49.2	7.9	0.0	-	-	53.5	23.3	23.3	0.0	-	-	-
Total %	3.6	10.5	23.4	0.0	-	37.5	21.5	1.0	7.8	0.0	-	30.3	10.3	11.8	1.9	0.0	-	24.0	4.4	1.9	1.9	0.0	-	8.2	-
PHF	0.679	0.809	0.715	0.000	-	0.821	0.974	0.417	0.932	0.000	-	0.946	0.794	0.816	0.625	0.000	-	0.851	0.719	0.625	0.625	0.000	-	0.768	0.881
Lights	19	55	123	0	-	197	113	5	41	0	-	159	54	61	10	0	-	125	23	10	10	0	-	43	524
% Lights	100.0	100.0	100.0	-	-	100.0	100.0	100.0	100.0	-	-	100.0	100.0	98.4	100.0	-	-	99.2	100.0	100.0	100.0	-	-	100.0	99.8
Mediums	0	0	0	0	-	0	0	0	0	0	-	0	0	1	0	0	-	1	0	0	0	0	-	0	1
% Mediums	0.0	0.0	0.0	-	-	0.0	0.0	0.0	0.0	-	-	0.0	0.0	1.6	0.0	-	-	0.8	0.0	0.0	0.0	-	-	0.0	0.2
Articulated Trucks	0	0	0	0	-	0	0	0	0	0	-	0	0	0	0	0	-	0	0	0	0	0	-	0	0
% Articulated Trucks	0.0	0.0	0.0	-	-	0.0	0.0	0.0	0.0	-	-	0.0	0.0	0.0	0.0	-	-	0.0	0.0	0.0	0.0	-	-	0.0	0.0
Bicycles on Crosswalk	-	-	-	-	1	-	-	-	-	-	0	-	-	-	-	-	0	-	-	-	-	-	0	-	-
% Bicycles on Crosswalk	-	-	-	-	25.0	-	-	-	-	-	0.0	-	-	-	-	-	0.0	-	-	-	-	-	-	-	-
Pedestrians	-	-	-	-	3	-	-	-	-	-	2	-	-	-	-	-	1	-	-	-	-	-	0	-	-
% Pedestrians	-	-	-	-	75.0	-	-	-	-	-	100.0	-	-	-	-	-	100.0	-	-	-	-	-	-	-	-





City of Lloydminster  
4420-50 Avenue

Lloydminster, Alberta, Canada T9V 0W2  
(780) 875-6184 waguinaldo@lloydminster.ca

Count Name: Safeway Access and 54 Avenue  
Site Code: SFWY54  
Start Date: 06/01/2023  
Page No: 1

### Turning Movement Data

Start Time	Southbound Approach Southbound						Westbound Approach Westbound						Northbound Approach Northbound						Eastbound Approach Eastbound						Int. Total
	Right	Thru	Left	U-Turn	Peds	App. Total	Right	Thru	Left	U-Turn	Peds	App. Total	Right	Thru	Left	U-Turn	Peds	App. Total	Right	Thru	Left	U-Turn	Peds	App. Total	
7:00 AM	0	6	2	0	0	8	1	0	0	0	0	1	1	11	0	0	1	12	0	0	0	0	0	0	21
7:15 AM	1	7	4	0	0	12	1	0	2	0	0	3	0	9	0	0	0	9	0	0	0	0	5	0	24
7:30 AM	0	11	1	0	0	12	1	0	2	0	1	3	1	20	0	0	0	21	1	0	0	0	0	1	37
7:45 AM	5	26	5	0	0	36	2	0	1	0	2	3	6	29	3	0	0	38	0	0	0	0	0	0	77
Hourly Total	6	50	12	0	0	68	5	0	5	0	3	10	8	69	3	0	1	80	1	0	0	0	5	1	159
8:00 AM	1	21	9	0	0	31	1	1	3	0	1	5	6	37	3	0	0	46	0	0	0	0	0	0	82
8:15 AM	1	24	1	0	0	26	0	0	2	0	1	2	4	32	1	0	0	37	0	0	3	0	0	3	68
8:30 AM	1	20	8	0	0	29	1	0	0	0	1	1	8	30	2	0	2	40	0	0	2	0	2	2	72
8:45 AM	4	21	11	0	0	36	1	1	1	0	1	3	5	29	5	0	0	39	2	1	6	0	0	9	87
Hourly Total	7	86	29	0	0	122	3	2	6	0	4	11	23	128	11	0	2	162	2	1	11	0	2	14	309
*** BREAK ***	-	-	-	-	-	-	-	-	-	-	-	-	-	-	-	-	-	-	-	-	-	-	-	-	-
11:30 AM	5	35	27	0	0	67	18	3	6	0	0	27	8	24	8	0	4	40	5	2	8	0	0	15	149
11:45 AM	13	29	20	0	0	62	19	2	9	0	0	30	11	30	4	0	3	45	6	1	4	0	0	11	148
Hourly Total	18	64	47	0	0	129	37	5	15	0	0	57	19	54	12	0	7	85	11	3	12	0	0	26	297
12:00 PM	9	35	31	0	1	75	15	1	7	0	1	23	10	29	2	0	1	41	9	1	8	0	0	18	157
12:15 PM	15	43	16	0	0	74	20	0	16	0	0	36	9	32	5	0	1	46	3	2	3	0	0	8	164
12:30 PM	6	31	19	0	0	56	27	1	12	0	0	40	10	23	7	0	4	40	3	3	6	0	3	12	148
12:45 PM	4	23	27	0	0	54	20	1	8	0	0	29	3	31	5	0	3	39	4	4	8	0	0	16	138
Hourly Total	34	132	93	0	1	259	82	3	43	0	1	128	32	115	19	0	9	166	19	10	25	0	3	54	607
1:00 PM	5	37	29	1	0	72	17	3	7	0	0	27	10	31	7	0	2	48	8	0	17	0	0	25	172
1:15 PM	6	22	39	0	1	67	19	3	8	0	0	30	7	42	5	0	1	54	4	2	4	0	1	10	161
*** BREAK ***	-	-	-	-	-	-	-	-	-	-	-	-	-	-	-	-	-	-	-	-	-	-	-	-	-
Hourly Total	11	59	68	1	1	139	36	6	15	0	0	57	17	73	12	0	3	102	12	2	21	0	1	35	333
4:00 PM	1	21	35	0	1	57	19	1	10	0	0	30	17	18	0	0	0	35	2	1	3	0	3	6	128
4:15 PM	3	34	36	0	0	73	9	2	16	0	0	27	17	27	3	0	4	47	4	2	0	0	1	6	153
4:30 PM	4	41	34	0	0	79	8	0	27	0	0	35	18	39	2	0	2	59	6	1	4	0	1	11	184
4:45 PM	2	52	27	0	0	81	13	1	14	0	0	28	16	25	0	0	5	41	3	0	1	0	0	4	154
Hourly Total	10	148	132	0	1	290	49	4	67	0	0	120	68	109	5	0	11	182	15	4	8	0	5	27	619
5:00 PM	4	36	30	0	0	70	29	2	17	0	0	48	21	33	2	0	1	56	1	0	6	0	2	7	181
5:15 PM	3	31	39	0	1	73	28	2	17	0	0	47	15	27	2	0	0	44	4	2	2	0	0	8	172
5:30 PM	6	32	15	0	4	53	24	1	15	0	0	40	15	19	0	0	34	3	2	8	0	1	13	140	
5:45 PM	4	32	22	0	0	58	26	3	12	0	0	41	6	25	3	0	2	34	1	2	3	0	1	6	139
Hourly Total	17	131	106	0	5	254	107	8	61	0	0	176	57	104	7	0	3	168	9	6	19	0	4	34	632
Grand Total	103	670	487	1	8	1261	319	28	212	0	8	559	224	652	69	0	36	945	69	26	96	0	20	191	2956
Approach %	8.2	53.1	38.6	0.1	-	-	57.1	5.0	37.9	0.0	-	-	23.7	69.0	7.3	0.0	-	-	36.1	13.6	50.3	0.0	-	-	-

Total %	3.5	22.7	16.5	0.0	-	42.7	10.8	0.9	7.2	0.0	-	18.9	7.6	22.1	2.3	0.0	-	32.0	2.3	0.9	3.2	0.0	-	6.5	-
Lights	103	646	482	1	-	1232	317	28	212	0	-	557	224	634	69	0	-	927	69	26	96	0	-	191	2907
% Lights	100.0	96.4	99.0	100.0	-	97.7	99.4	100.0	100.0	-	-	99.6	100.0	97.2	100.0	-	-	98.1	100.0	100.0	100.0	-	-	100.0	98.3
Mediums	0	22	5	0	-	27	2	0	0	0	-	2	0	16	0	0	-	16	0	0	0	0	-	0	45
% Mediums	0.0	3.3	1.0	0.0	-	2.1	0.6	0.0	0.0	-	-	0.4	0.0	2.5	0.0	-	-	1.7	0.0	0.0	0.0	-	-	0.0	1.5
Articulated Trucks	0	2	0	0	-	2	0	0	0	0	-	0	0	2	0	0	-	2	0	0	0	0	-	0	4
% Articulated Trucks	0.0	0.3	0.0	0.0	-	0.2	0.0	0.0	0.0	-	-	0.0	0.0	0.3	0.0	-	-	0.2	0.0	0.0	0.0	-	-	0.0	0.1
Bicycles on Crosswalk	-	-	-	-	1	-	-	-	-	-	3	-	-	-	-	-	0	-	-	-	-	-	3	-	-
% Bicycles on Crosswalk	-	-	-	-	12.5	-	-	-	-	-	37.5	-	-	-	-	-	0.0	-	-	-	-	-	15.0	-	-
Pedestrians	-	-	-	-	7	-	-	-	-	-	5	-	-	-	-	-	36	-	-	-	-	-	17	-	-
% Pedestrians	-	-	-	-	87.5	-	-	-	-	-	62.5	-	-	-	-	-	100.0	-	-	-	-	-	85.0	-	-





City of Lloydminster  
4420-50 Avenue

Lloydminster, Alberta, Canada T9V 0W2  
(780) 875-6184 waguinaldo@lloydminster.ca

Count Name: Safeway Access and 54 Avenue  
Site Code: SFWY54  
Start Date: 06/01/2023  
Page No: 4

### Turning Movement Peak Hour Data (8:00 AM)

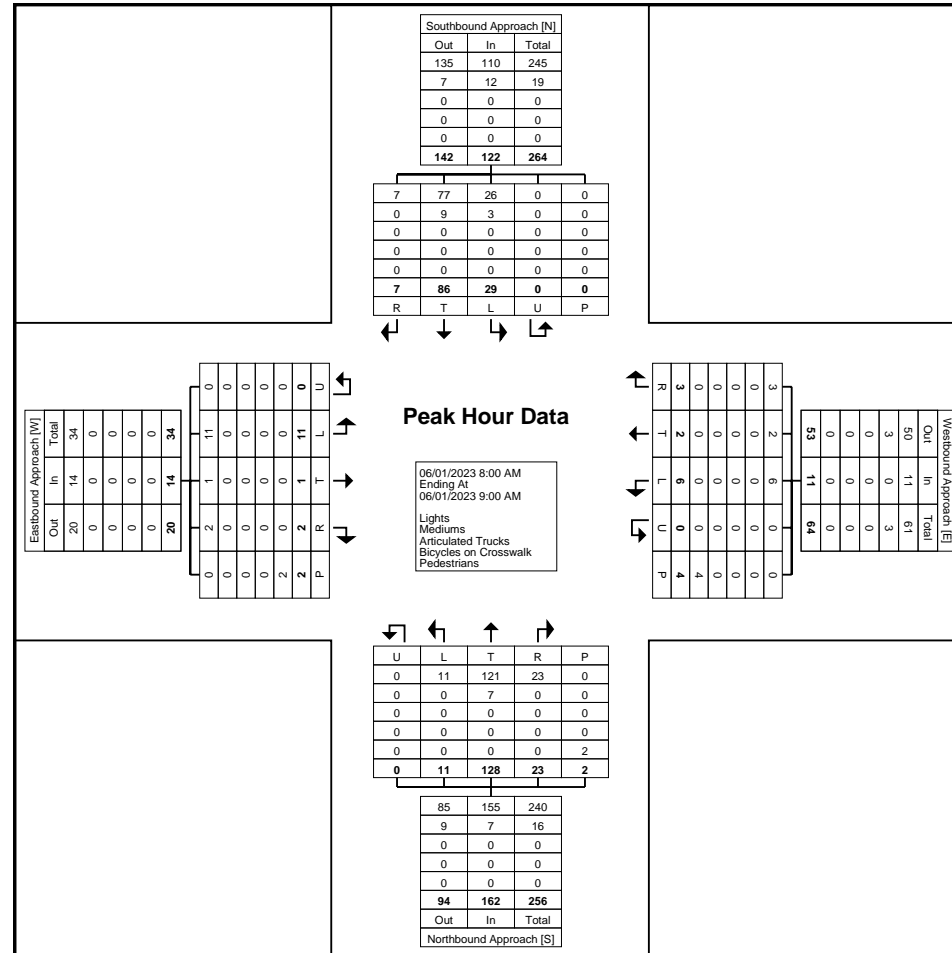
Start Time	Southbound Approach Southbound						Westbound Approach Westbound						Northbound Approach Northbound						Eastbound Approach Eastbound						Int. Total	
	Right	Thru	Left	U-Turn	Peds	App. Total	Right	Thru	Left	U-Turn	Peds	App. Total	Right	Thru	Left	U-Turn	Peds	App. Total	Right	Thru	Left	U-Turn	Peds	App. Total		
8:00 AM	1	21	9	0	0	31	1	1	3	0	1	5	6	37	3	0	0	46	0	0	0	0	0	0	0	82
8:15 AM	1	24	1	0	0	26	0	0	2	0	1	2	4	32	1	0	0	37	0	0	3	0	0	3	68	
8:30 AM	1	20	8	0	0	29	1	0	0	0	1	1	8	30	2	0	2	40	0	0	2	0	2	2	72	
8:45 AM	4	21	11	0	0	36	1	1	1	0	1	3	5	29	5	0	0	39	2	1	6	0	0	9	87	
Total	7	86	29	0	0	122	3	2	6	0	4	11	23	128	11	0	2	162	2	1	11	0	2	14	309	
Approach %	5.7	70.5	23.8	0.0	-	-	27.3	18.2	54.5	0.0	-	-	14.2	79.0	6.8	0.0	-	-	14.3	7.1	78.6	0.0	-	-	-	
Total %	2.3	27.8	9.4	0.0	-	39.5	1.0	0.6	1.9	0.0	-	3.6	7.4	41.4	3.6	0.0	-	52.4	0.6	0.3	3.6	0.0	-	4.5	-	
PHF	0.438	0.896	0.659	0.000	-	0.847	0.750	0.500	0.500	0.000	-	0.550	0.719	0.865	0.550	0.000	-	0.880	0.250	0.250	0.458	0.000	-	0.389	0.888	
Lights	7	77	26	0	-	110	3	2	6	0	-	11	23	121	11	0	-	155	2	1	11	0	-	14	290	
% Lights	100.0	89.5	89.7	-	-	90.2	100.0	100.0	100.0	-	-	100.0	100.0	94.5	100.0	-	-	95.7	100.0	100.0	100.0	-	-	100.0	93.9	
Mediums	0	9	3	0	-	12	0	0	0	0	-	0	0	7	0	0	-	7	0	0	0	0	-	0	19	
% Mediums	0.0	10.5	10.3	-	-	9.8	0.0	0.0	0.0	-	-	0.0	0.0	5.5	0.0	-	-	4.3	0.0	0.0	0.0	-	-	0.0	6.1	
Articulated Trucks	0	0	0	0	-	0	0	0	0	0	-	0	0	0	0	0	-	0	0	0	0	0	-	0	0	
% Articulated Trucks	0.0	0.0	0.0	-	-	0.0	0.0	0.0	0.0	-	-	0.0	0.0	0.0	0.0	-	-	0.0	0.0	0.0	0.0	-	-	0.0	0.0	
Bicycles on Crosswalk	-	-	-	-	0	-	-	-	-	-	0	-	-	-	-	-	0	-	-	-	-	-	0	-	-	
% Bicycles on Crosswalk	-	-	-	-	-	-	-	-	-	-	0.0	-	-	-	-	-	0.0	-	-	-	-	-	0.0	-	-	
Pedestrians	-	-	-	-	0	-	-	-	-	-	4	-	-	-	-	-	2	-	-	-	-	-	2	-	-	
% Pedestrians	-	-	-	-	-	-	-	-	-	-	100.0	-	-	-	-	-	100.0	-	-	-	-	-	100.0	-	-	



City of Lloydminster  
4420-50 Avenue

Lloydminster, Alberta, Canada T9V 0W2  
(780) 875-6184 waguinaldo@lloydminster.ca

Count Name: Safeway Access and 54 Avenue  
Site Code: SFWY54  
Start Date: 06/01/2023  
Page No: 5



Turning Movement Peak Hour Data Plot (8:00 AM)





City of Lloydminster  
4420-50 Avenue

Lloydminster, Alberta, Canada T9V 0W2  
(780) 875-6184 waguinaldo@lloydminster.ca

Count Name: Safeway Access and 54 Avenue  
Site Code: SFWY54  
Start Date: 06/01/2023  
Page No: 6

### Turning Movement Peak Hour Data (12:15 PM)

Start Time	Southbound Approach Southbound						Westbound Approach Westbound						Northbound Approach Northbound						Eastbound Approach Eastbound						Int. Total
	Right	Thru	Left	U-Turn	Peds	App. Total	Right	Thru	Left	U-Turn	Peds	App. Total	Right	Thru	Left	U-Turn	Peds	App. Total	Right	Thru	Left	U-Turn	Peds	App. Total	
12:15 PM	15	43	16	0	0	74	20	0	16	0	0	36	9	32	5	0	1	46	3	2	3	0	0	8	164
12:30 PM	6	31	19	0	0	56	27	1	12	0	0	40	10	23	7	0	4	40	3	3	6	0	3	12	148
12:45 PM	4	23	27	0	0	54	20	1	8	0	0	29	3	31	5	0	3	39	4	4	8	0	0	16	138
1:00 PM	5	37	29	1	0	72	17	3	7	0	0	27	10	31	7	0	2	48	8	0	17	0	0	25	172
<b>Total</b>	<b>30</b>	<b>134</b>	<b>91</b>	<b>1</b>	<b>0</b>	<b>256</b>	<b>84</b>	<b>5</b>	<b>43</b>	<b>0</b>	<b>0</b>	<b>132</b>	<b>32</b>	<b>117</b>	<b>24</b>	<b>0</b>	<b>10</b>	<b>173</b>	<b>18</b>	<b>9</b>	<b>34</b>	<b>0</b>	<b>3</b>	<b>61</b>	<b>622</b>
Approach %	11.7	52.3	35.5	0.4	-	-	63.6	3.8	32.6	0.0	-	-	18.5	67.6	13.9	0.0	-	-	29.5	14.8	55.7	0.0	-	-	-
Total %	4.8	21.5	14.6	0.2	-	41.2	13.5	0.8	6.9	0.0	-	21.2	5.1	18.8	3.9	0.0	-	27.8	2.9	1.4	5.5	0.0	-	9.8	-
PHF	0.500	0.779	0.784	0.250	-	0.865	0.778	0.417	0.672	0.000	-	0.825	0.800	0.914	0.857	0.000	-	0.901	0.563	0.563	0.500	0.000	-	0.610	0.904
Lights	30	129	90	1	-	250	84	5	43	0	-	132	32	115	24	0	-	171	18	9	34	0	-	61	614
% Lights	100.0	96.3	98.9	100.0	-	97.7	100.0	100.0	100.0	-	-	100.0	100.0	98.3	100.0	-	-	98.8	100.0	100.0	100.0	-	-	100.0	98.7
Mediums	0	4	1	0	-	5	0	0	0	0	-	0	0	2	0	0	-	2	0	0	0	0	-	0	7
% Mediums	0.0	3.0	1.1	0.0	-	2.0	0.0	0.0	0.0	-	-	0.0	0.0	1.7	0.0	-	-	1.2	0.0	0.0	0.0	-	-	0.0	1.1
Articulated Trucks	0	1	0	0	-	1	0	0	0	0	-	0	0	0	0	0	-	0	0	0	0	0	-	0	1
% Articulated Trucks	0.0	0.7	0.0	0.0	-	0.4	0.0	0.0	0.0	-	-	0.0	0.0	0.0	0.0	-	-	0.0	0.0	0.0	0.0	-	-	0.0	0.2
Bicycles on Crosswalk	-	-	-	-	0	-	-	-	-	-	0	-	-	-	-	-	0	-	-	-	-	-	1	-	-
% Bicycles on Crosswalk	-	-	-	-	-	-	-	-	-	-	-	-	-	-	-	-	0.0	-	-	-	-	-	33.3	-	-
Pedestrians	-	-	-	-	0	-	-	-	-	-	0	-	-	-	-	-	10	-	-	-	-	-	2	-	-
% Pedestrians	-	-	-	-	-	-	-	-	-	-	-	-	-	-	-	-	100.0	-	-	-	-	-	66.7	-	-





City of Lloydminster  
4420-50 Avenue

Lloydminster, Alberta, Canada T9V 0W2  
(780) 875-6184 waguinaldo@lloydminster.ca

Count Name: Safeway Access and 54 Avenue  
Site Code: SFWY54  
Start Date: 06/01/2023  
Page No: 8

### Turning Movement Peak Hour Data (4:30 PM)

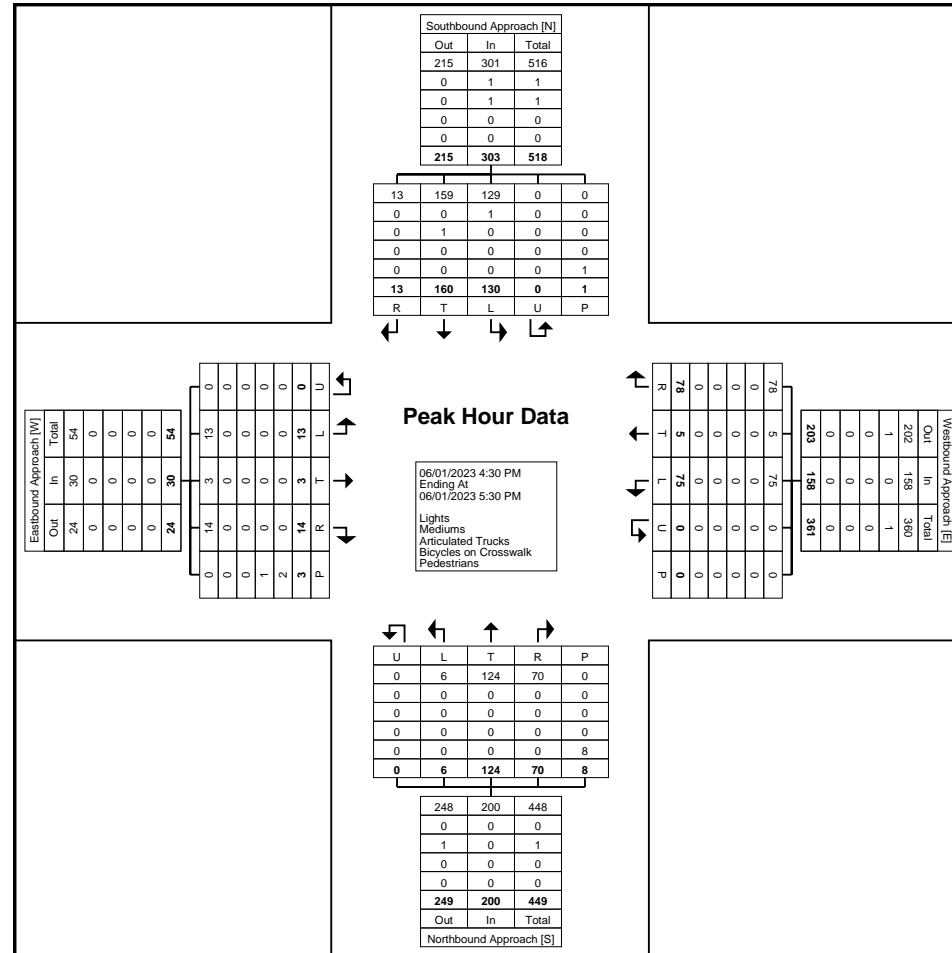
Start Time	Southbound Approach Southbound						Westbound Approach Westbound						Northbound Approach Northbound						Eastbound Approach Eastbound						Int. Total
	Right	Thru	Left	U-Turn	Peds	App. Total	Right	Thru	Left	U-Turn	Peds	App. Total	Right	Thru	Left	U-Turn	Peds	App. Total	Right	Thru	Left	U-Turn	Peds	App. Total	
4:30 PM	4	41	34	0	0	79	8	0	27	0	0	35	18	39	2	0	2	59	6	1	4	0	1	11	184
4:45 PM	2	52	27	0	0	81	13	1	14	0	0	28	16	25	0	0	5	41	3	0	1	0	0	4	154
5:00 PM	4	36	30	0	0	70	29	2	17	0	0	48	21	33	2	0	1	56	1	0	6	0	2	7	181
5:15 PM	3	31	39	0	1	73	28	2	17	0	0	47	15	27	2	0	0	44	4	2	2	0	0	8	172
Total	13	160	130	0	1	303	78	5	75	0	0	158	70	124	6	0	8	200	14	3	13	0	3	30	691
Approach %	4.3	52.8	42.9	0.0	-	-	49.4	3.2	47.5	0.0	-	-	35.0	62.0	3.0	0.0	-	-	46.7	10.0	43.3	0.0	-	-	-
Total %	1.9	23.2	18.8	0.0	-	43.8	11.3	0.7	10.9	0.0	-	22.9	10.1	17.9	0.9	0.0	-	28.9	2.0	0.4	1.9	0.0	-	4.3	-
PHF	0.813	0.769	0.833	0.000	-	0.935	0.672	0.625	0.694	0.000	-	0.823	0.833	0.795	0.750	0.000	-	0.847	0.583	0.375	0.542	0.000	-	0.682	0.939
Lights	13	159	129	0	-	301	78	5	75	0	-	158	70	124	6	0	-	200	14	3	13	0	-	30	689
% Lights	100.0	99.4	99.2	-	-	99.3	100.0	100.0	100.0	-	-	100.0	100.0	100.0	100.0	-	-	100.0	100.0	100.0	100.0	-	-	100.0	99.7
Mediums	0	0	1	0	-	1	0	0	0	0	-	0	0	0	0	0	-	0	0	0	0	0	-	0	1
% Mediums	0.0	0.0	0.8	-	-	0.3	0.0	0.0	0.0	-	-	0.0	0.0	0.0	0.0	-	-	0.0	0.0	0.0	0.0	-	-	0.0	0.1
Articulated Trucks	0	1	0	0	-	1	0	0	0	0	-	0	0	0	0	0	-	0	0	0	0	0	-	0	1
% Articulated Trucks	0.0	0.6	0.0	-	-	0.3	0.0	0.0	0.0	-	-	0.0	0.0	0.0	0.0	-	-	0.0	0.0	0.0	0.0	-	-	0.0	0.1
Bicycles on Crosswalk	-	-	-	-	0	-	-	-	-	-	0	-	-	-	-	-	0	-	-	-	-	-	1	-	-
% Bicycles on Crosswalk	-	-	-	-	0.0	-	-	-	-	-	-	-	-	-	-	-	0.0	-	-	-	-	-	33.3	-	-
Pedestrians	-	-	-	-	1	-	-	-	-	-	0	-	-	-	-	-	8	-	-	-	-	-	2	-	-
% Pedestrians	-	-	-	-	100.0	-	-	-	-	-	-	-	-	-	-	-	100.0	-	-	-	-	-	66.7	-	-



City of Lloydminster  
4420-50 Avenue

Lloydminster, Alberta, Canada T9V 0W2  
(780) 875-6184 waguinaldo@lloydminster.ca

Count Name: Safeway Access and 54 Avenue  
Site Code: SFWY54  
Start Date: 06/01/2023  
Page No: 9



Turning Movement Peak Hour Data Plot (4:30 PM)



---

# Appendix B

2023 ATR Reports

---



City of Lloydminster  
4420-50 Avenue

Lloydminster, Alberta, Canada T9V 0W2  
(780) 875-6184 waguinaldo@lloydminster.ca

Count Name: 12 Street and 40 Avenue (West Leg)  
Site Code: 1240W  
Start Date: 08/23/2023  
Page No: 1

**Direction (Westbound)**

Start Time	Lights	Buses	Single-Unit Trucks	Articulated Trucks	Total
2:54 PM	32	0	1	0	33
3:09 PM	46	0	2	2	50
3:24 PM	32	0	0	1	33
3:39 PM	46	0	3	2	51
3:54 PM	48	0	0	0	48
4:09 PM	49	0	1	0	50
4:24 PM	61	0	0	1	62
4:39 PM	66	0	2	1	69
4:54 PM	123	0	1	1	125
5:09 PM	130	0	0	2	132
5:24 PM	78	0	0	1	79
5:39 PM	73	0	0	6	79
5:54 PM	58	0	0	0	58
6:09 PM	50	0	0	0	50
6:24 PM	38	0	0	1	39
6:39 PM	25	0	0	0	25
6:54 PM	65	0	0	0	65
7:09 PM	32	0	0	1	33
7:24 PM	36	0	0	0	36
7:39 PM	19	0	0	0	19
7:54 PM	32	0	0	0	32
8:09 PM	17	0	0	0	17
8:24 PM	25	0	0	0	25
8:39 PM	28	0	0	0	28
8:54 PM	24	0	0	0	24
9:09 PM	24	0	2	0	26
9:24 PM	18	0	0	0	18
9:39 PM	16	0	0	0	16
9:54 PM	15	0	0	0	15
10:09 PM	16	0	0	0	16
10:24 PM	9	0	0	0	9
10:39 PM	5	0	0	0	5
10:54 PM	3	0	0	0	3
11:09 PM	3	0	0	0	3
11:24 PM	7	0	0	0	7
11:39 PM	3	0	0	0	3
11:54 PM	6	0	0	0	6
12:09 AM	3	0	0	0	3
12:24 AM	3	0	0	0	3

12:39 AM  
 12:54 AM  
 1:09 AM  
 1:24 AM  
 1:39 AM  
 1:54 AM  
 2:09 AM  
 2:24 AM  
 2:39 AM  
 2:54 AM  
 3:09 AM  
 3:24 AM  
 3:39 AM  
 3:54 AM  
 4:09 AM  
 4:24 AM  
 4:39 AM  
 4:54 AM  
 5:09 AM  
 5:24 AM  
 5:39 AM  
 5:54 AM  
 6:09 AM  
 6:24 AM  
 6:39 AM  
 6:54 AM  
 7:09 AM  
 7:24 AM  
 7:39 AM  
 7:54 AM  
 8:09 AM  
 8:24 AM  
 8:39 AM  
 8:54 AM  
 9:09 AM  
 9:24 AM  
 9:39 AM  
 9:54 AM  
 10:09 AM  
 10:24 AM  
 10:39 AM  
 10:54 AM  
 11:09 AM  
 11:24 AM  
 11:39 AM  
 11:54 AM  
 12:09 PM  
 12:24 PM  
 12:39 PM  
 12:54 PM  
 1:09 PM  
 1:24 PM

3	0	0	1	4
7	0	0	0	7
2	0	0	0	2
1	0	0	0	1
1	0	0	0	1
1	0	0	0	1
1	0	0	0	1
2	0	0	0	2
2	0	0	0	2
0	0	0	1	1
2	0	0	0	2
1	0	0	0	1
0	0	0	0	0
2	0	0	0	2
1	0	0	1	2
0	0	0	0	0
1	0	0	0	1
1	0	0	2	3
4	0	1	1	6
9	0	0	0	9
12	0	1	1	14
7	0	0	0	7
6	0	0	0	6
19	0	2	0	21
9	0	1	2	12
22	0	3	0	25
17	0	0	3	20
19	0	1	0	20
28	0	0	5	33
40	0	3	1	44
39	0	1	3	43
39	0	1	2	42
19	0	4	1	24
27	0	3	2	32
18	0	2	5	25
21	0	2	2	25
18	0	0	5	23
30	0	2	1	33
18	0	4	1	23
25	0	1	6	32
29	0	6	3	38
39	0	3	4	46
30	0	2	2	34
27	0	4	1	32
33	0	2	0	35
32	0	3	3	38
60	0	2	0	62
67	0	3	1	71
36	0	4	2	42
41	0	0	2	43
35	1	3	4	43
32	0	3	1	36
37	0	1	2	40

1:39 PM	36	0	1	1	38
1:54 PM	27	0	2	4	33
2:09 PM	33	0	3	5	41
2:24 PM	28	0	5	1	34
2:39 PM	42	0	3	1	46
2:54 PM	3	0	0	0	3
Total	2503	1	94	102	2700
Total %	92.7	0.0	3.5	3.8	100.0
AM Times	7:09 AM	12:09 AM	10:24 AM	10:09 AM	7:09 AM
AM Peaks	126	0	15	15	140
PM Times	4:54 PM	10:24 PM	12:54 PM	1:39 PM	4:54 PM
PM Peaks	404	0	8	11	415





City of Lloydminster  
4420-50 Avenue

Lloydminster, Alberta, Canada T9V 0W2  
(780) 875-6184 waguinaldo@lloydminster.ca

Count Name: 12 Street and 40 Avenue (West Leg)  
Site Code: 1240W  
Start Date: 08/23/2023  
Page No: 4

**Direction (Eastbound)**

Start Time	Lights	Buses	Single-Unit Trucks	Articulated Trucks	Total
2:54 PM	23	0	1	0	24
3:09 PM	26	0	0	4	30
3:24 PM	38	0	0	4	42
3:39 PM	49	0	3	1	53
3:54 PM	46	0	1	0	47
4:09 PM	44	0	1	2	47
4:24 PM	31	0	4	6	41
4:39 PM	47	0	2	2	51
4:54 PM	37	0	0	2	39
5:09 PM	51	0	0	3	54
5:24 PM	54	0	1	1	56
5:39 PM	50	0	1	2	53
5:54 PM	45	0	3	0	48
6:09 PM	52	0	1	2	55
6:24 PM	49	0	2	3	54
6:39 PM	32	0	0	1	33
6:54 PM	27	0	0	1	28
7:09 PM	42	0	0	0	42
7:24 PM	23	0	0	2	25
7:39 PM	24	0	0	0	24
7:54 PM	22	0	0	0	22
8:09 PM	27	0	0	0	27
8:24 PM	15	0	0	1	16
8:39 PM	20	0	0	1	21
8:54 PM	7	0	0	1	8
9:09 PM	19	0	0	3	22
9:24 PM	12	0	0	0	12
9:39 PM	17	0	0	1	18
9:54 PM	15	0	0	2	17
10:09 PM	9	0	0	0	9
10:24 PM	12	0	0	0	12
10:39 PM	6	0	0	0	6
10:54 PM	10	0	0	0	10
11:09 PM	4	1	0	1	6
11:24 PM	13	0	0	0	13
11:39 PM	7	0	0	0	7
11:54 PM	2	0	0	0	2
12:09 AM	7	0	0	0	7
12:24 AM	4	0	0	0	4

12:39 AM  
 12:54 AM  
 1:09 AM  
 1:24 AM  
 1:39 AM  
 1:54 AM  
 2:09 AM  
 2:24 AM  
 2:39 AM  
 2:54 AM  
 3:09 AM  
 3:24 AM  
 3:39 AM  
 3:54 AM  
 4:09 AM  
 4:24 AM  
 4:39 AM  
 4:54 AM  
 5:09 AM  
 5:24 AM  
 5:39 AM  
 5:54 AM  
 6:09 AM  
 6:24 AM  
 6:39 AM  
 6:54 AM  
 7:09 AM  
 7:24 AM  
 7:39 AM  
 7:54 AM  
 8:09 AM  
 8:24 AM  
 8:39 AM  
 8:54 AM  
 9:09 AM  
 9:24 AM  
 9:39 AM  
 9:54 AM  
 10:09 AM  
 10:24 AM  
 10:39 AM  
 10:54 AM  
 11:09 AM  
 11:24 AM  
 11:39 AM  
 11:54 AM  
 12:09 PM  
 12:24 PM  
 12:39 PM  
 12:54 PM  
 1:09 PM  
 1:24 PM

1	0	0	0	1
5	0	0	0	5
0	0	0	0	0
2	0	0	0	2
0	0	0	0	0
2	0	1	0	3
0	0	0	0	0
2	0	0	0	2
1	0	0	1	2
0	0	0	1	1
0	0	0	0	0
0	0	0	0	0
2	0	0	0	2
1	0	0	0	1
7	0	0	0	7
2	0	0	0	2
8	0	0	1	9
18	0	0	0	18
24	0	0	0	24
17	0	0	0	17
26	0	0	0	26
26	0	1	0	27
33	0	0	0	33
46	0	0	3	49
77	0	1	2	80
65	0	3	5	73
76	0	0	0	76
67	0	0	1	68
71	0	1	0	72
75	0	0	0	75
38	0	2	2	42
40	0	3	1	44
33	0	0	2	35
25	0	3	1	29
21	0	2	4	27
18	0	2	2	22
25	0	3	3	31
25	0	2	4	31
27	0	2	4	33
31	0	3	5	39
36	0	3	2	41
38	0	3	5	46
19	0	7	2	28
18	0	4	1	23
28	0	2	1	31
26	0	5	2	33
42	0	3	3	48
51	0	1	4	56
67	0	1	2	70
63	0	3	2	68
49	0	1	2	52
47	0	7	2	56

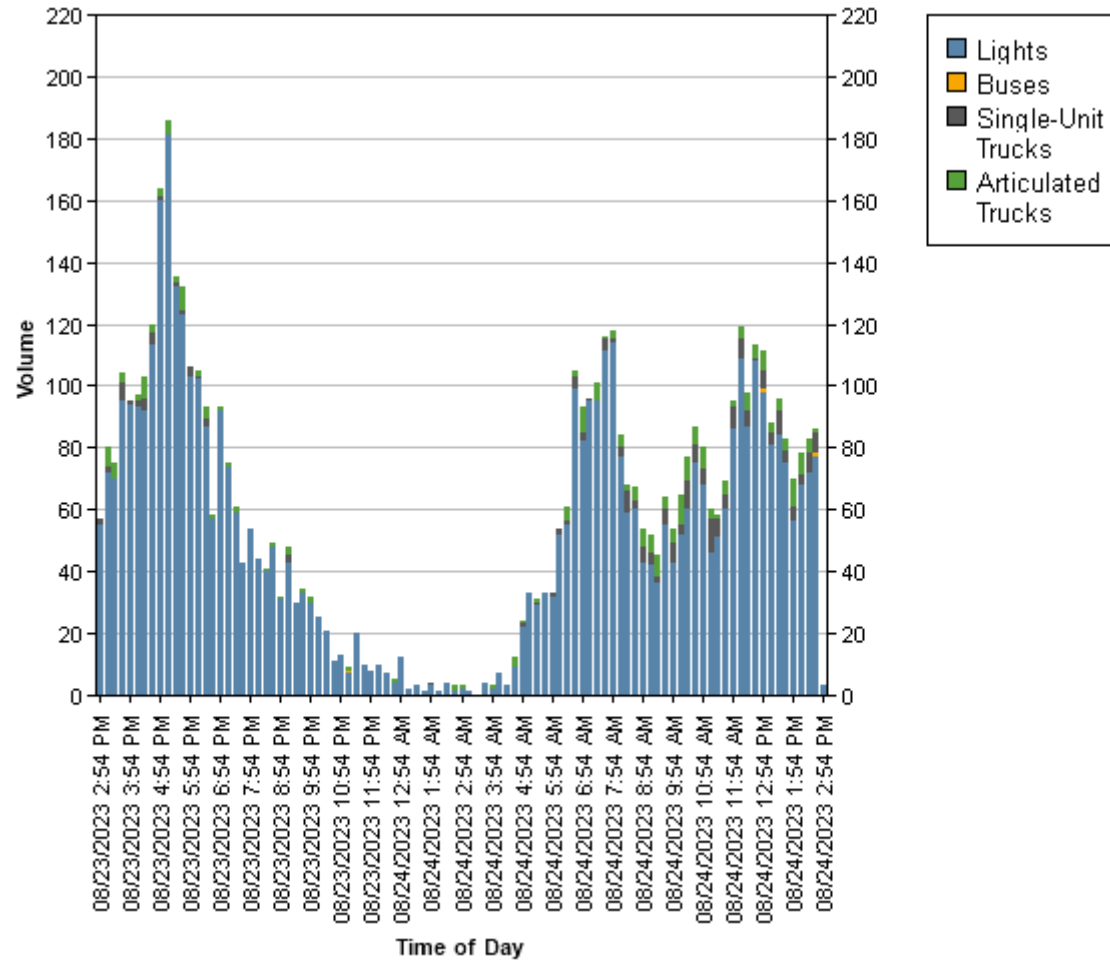
1:39 PM	39	0	3	3	45
1:54 PM	29	0	3	5	37
2:09 PM	35	0	0	2	37
2:24 PM	44	0	1	4	49
2:39 PM	35	1	4	0	40
2:54 PM	0	0	0	0	0
Total	2621	2	100	130	2853
Total %	91.9	0.1	3.5	4.6	100.0
AM Times	7:09 AM	12:09 AM	10:24 AM	10:09 AM	7:09 AM
AM Peaks	289	0	16	16	291
PM Times	4:54 PM	10:24 PM	12:54 PM	1:39 PM	4:54 PM
PM Peaks	192	1	14	14	202



City of Lloydminster  
4420-50 Avenue

Lloydminster, Alberta, Canada T9V 0W2  
(780) 875-6184 waguinaldo@lloydminster.ca

Count Name: 12 Street and 40 Avenue (West Leg)  
Site Code: 1240W  
Start Date: 08/23/2023  
Page No: 7





City of Lloydminster  
4420-50 Avenue

Lloydminster, Alberta, Canada T9V 0W2  
(780) 875-6184 waguinaldo@lloydminster.ca

Count Name: 12 Street and 50 Avenue (East Leg)  
Site Code: 1250E  
Start Date: 08/22/2023  
Page No: 1

**Direction (Westbound)**

Start Time	Lights	Buses	Single-Unit Trucks	Articulated Trucks	Total
9:34 AM	27	0	1	4	32
9:49 AM	35	0	2	0	37
10:04 AM	29	0	1	7	37
10:19 AM	26	0	1	8	35
10:34 AM	27	0	2	4	33
10:49 AM	41	0	4	3	48
11:04 AM	24	0	1	4	29
11:19 AM	51	0	2	5	58
11:34 AM	39	0	0	3	42
11:49 AM	34	0	3	2	39
12:04 PM	57	0	1	1	59
12:19 PM	52	0	4	2	58
12:34 PM	30	0	2	5	37
12:49 PM	37	0	2	1	40
1:04 PM	34	0	0	6	40
1:19 PM	34	0	1	1	36
1:34 PM	34	0	3	2	39
1:49 PM	38	0	0	2	40
2:04 PM	31	0	0	2	33
2:19 PM	24	1	1	4	30
2:34 PM	45	0	2	0	47
2:49 PM	28	0	2	2	32
3:04 PM	34	1	2	2	39
3:19 PM	50	0	1	4	55
3:34 PM	44	0	0	3	47
3:49 PM	50	0	0	0	50
4:04 PM	70	0	1	3	74
4:19 PM	60	0	3	2	65
4:34 PM	65	0	1	1	67
4:49 PM	85	0	1	2	88
5:04 PM	133	0	2	2	137
5:19 PM	55	0	0	2	57
5:34 PM	61	0	1	3	65
5:49 PM	58	0	0	0	58
6:04 PM	46	0	2	1	49
6:19 PM	40	0	1	0	41
6:34 PM	36	0	0	2	38
6:49 PM	34	0	1	1	36
7:04 PM	33	0	0	0	33



8:19 AM	27	0	2	1	30
8:34 AM	31	0	1	0	32
8:49 AM	24	1	0	2	27
9:04 AM	26	0	2	3	31
9:19 AM	23	0	0	5	28
9:34 AM	0	0	0	0	0
Total	2423	4	65	135	2627
Total %	92.2	0.2	2.5	5.1	100.0
AM Times	7:04 AM	5:04 AM	10:04 AM	9:34 AM	7:04 AM
AM Peaks	140	1	8	19	159
PM Times	4:19 PM	2:19 PM	4:04 PM	12:19 PM	4:19 PM
PM Peaks	343	2	6	14	357



City of Lloydminster  
4420-50 Avenue

Lloydminster, Alberta, Canada T9V 0W2  
(780) 875-6184 waguinaldo@lloydminster.ca

Count Name: 12 Street and 50 Avenue (East Leg)  
Site Code: 1250E  
Start Date: 08/22/2023  
Page No: 4

**Direction (Eastbound)**

Start Time	Lights	Buses	Single-Unit Trucks	Articulated Trucks	Total
9:34 AM	22	0	1	6	29
9:49 AM	17	0	1	4	22
10:04 AM	31	0	2	4	37
10:19 AM	24	0	5	2	31
10:34 AM	24	0	0	2	26
10:49 AM	29	0	0	4	33
11:04 AM	31	0	1	3	35
11:19 AM	24	0	1	0	25
11:34 AM	31	0	2	2	35
11:49 AM	42	0	3	3	48
12:04 PM	50	0	2	3	55
12:19 PM	43	0	1	5	49
12:34 PM	48	0	1	4	53
12:49 PM	58	0	1	2	61
1:04 PM	39	0	1	5	45
1:19 PM	49	0	3	5	57
1:34 PM	42	0	2	2	46
1:49 PM	36	0	1	2	39
2:04 PM	32	0	1	1	34
2:19 PM	34	0	2	1	37
2:34 PM	28	0	2	2	32
2:49 PM	39	0	0	4	43
3:04 PM	35	0	1	2	38
3:19 PM	32	0	0	5	37
3:34 PM	41	0	2	5	48
3:49 PM	34	0	0	3	37
4:04 PM	40	0	3	5	48
4:19 PM	45	0	1	4	50
4:34 PM	58	0	1	2	61
4:49 PM	52	0	4	3	59
5:04 PM	70	0	0	0	70
5:19 PM	48	0	1	3	52
5:34 PM	48	0	1	2	51
5:49 PM	36	0	2	6	44
6:04 PM	33	0	1	0	34
6:19 PM	34	1	1	0	36
6:34 PM	33	0	0	3	36
6:49 PM	31	0	0	1	32
7:04 PM	27	0	0	0	27



7:19 PM  
7:34 PM  
7:49 PM  
8:04 PM  
8:19 PM  
8:34 PM  
8:49 PM  
9:04 PM  
9:19 PM  
9:34 PM  
9:49 PM  
10:04 PM  
10:19 PM  
10:34 PM  
10:49 PM  
11:04 PM  
11:19 PM  
11:34 PM  
11:49 PM  
12:04 AM  
12:19 AM  
12:34 AM  
12:49 AM  
1:04 AM  
1:19 AM  
1:34 AM  
1:49 AM  
2:04 AM  
2:19 AM  
2:34 AM  
2:49 AM  
3:04 AM  
3:19 AM  
3:34 AM  
3:49 AM  
4:04 AM  
4:19 AM  
4:34 AM  
4:49 AM  
5:04 AM  
5:19 AM  
5:34 AM  
5:49 AM  
6:04 AM  
6:19 AM  
6:34 AM  
6:49 AM  
7:04 AM  
7:19 AM  
7:34 AM  
7:49 AM  
8:04 AM

28	0	0	1	29
26	0	0	0	26
28	0	0	2	30
32	0	0	0	32
25	0	0	1	26
26	0	0	0	26
17	0	0	0	17
26	0	1	2	29
15	0	0	0	15
19	0	0	2	21
13	0	0	0	13
9	0	0	1	10
11	0	0	0	11
8	0	0	1	9
5	0	0	0	5
4	0	0	1	5
3	0	1	0	4
4	0	0	0	4
5	0	0	0	5
5	0	0	0	5
4	0	0	0	4
5	0	0	1	6
7	0	0	0	7
1	0	0	0	1
5	0	0	0	5
2	0	0	0	2
1	0	0	0	1
2	0	0	0	2
0	0	0	1	1
0	0	0	1	1
1	0	0	0	1
0	0	0	0	0
3	0	0	0	3
0	0	0	0	0
2	0	0	0	2
0	0	0	0	0
1	0	0	0	1
5	0	0	0	5
11	0	0	1	12
14	0	0	0	14
13	0	0	1	14
13	0	0	0	13
17	0	0	0	17
36	0	0	2	38
37	0	0	1	38
66	0	2	0	68
77	0	1	1	79
61	0	2	1	64
48	0	2	1	51
50	0	1	0	51
63	0	1	2	66
32	0	1	2	35

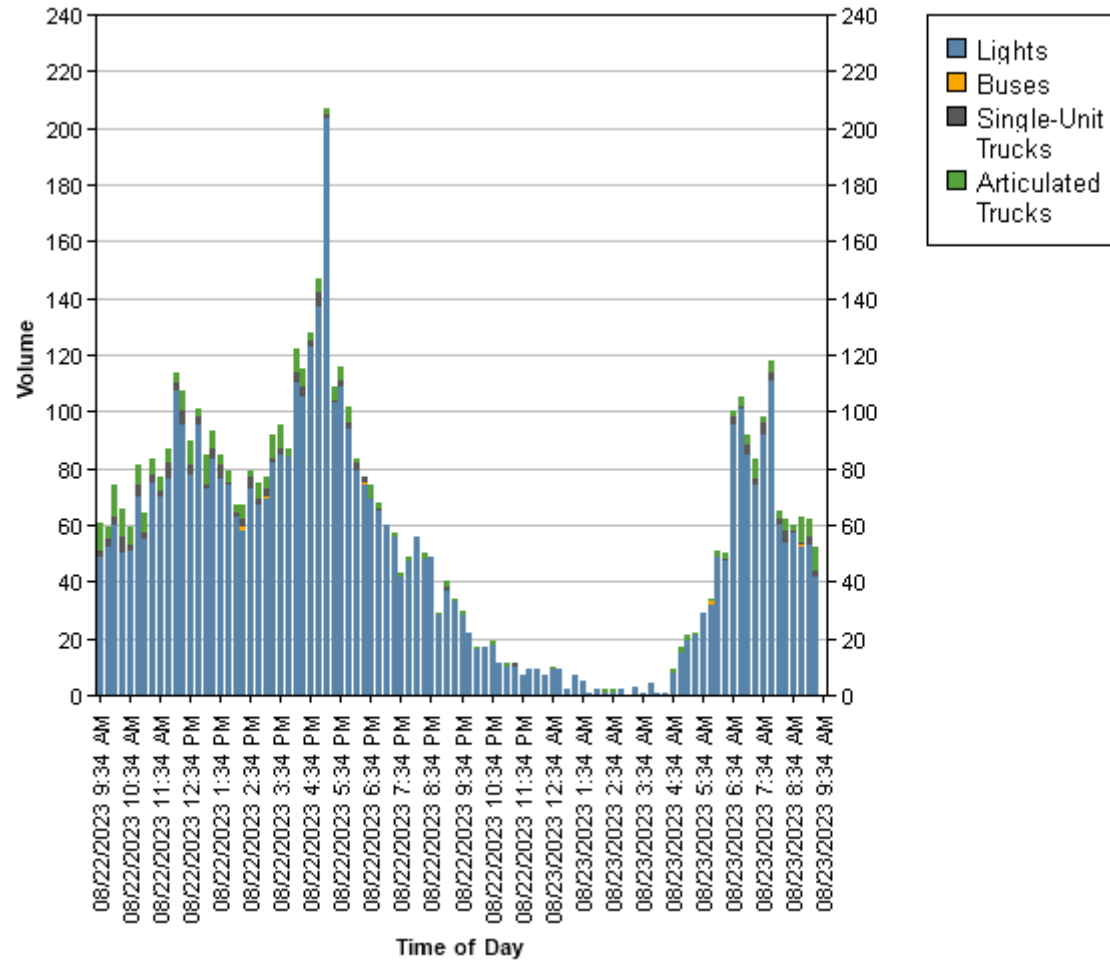
8:19 AM	27	0	2	3	32
8:34 AM	26	0	0	2	28
8:49 AM	28	0	1	7	36
9:04 AM	27	0	1	3	31
9:19 AM	19	0	2	3	24
9:34 AM	0	0	0	0	0
Total	2483	1	69	154	2707
Total %	91.7	0.0	2.5	5.7	100.0
AM Times	7:04 AM	5:04 AM	10:04 AM	9:34 AM	7:04 AM
AM Peaks	222	0	7	16	232
PM Times	4:19 PM	2:19 PM	4:04 PM	12:19 PM	4:19 PM
PM Peaks	225	0	9	16	240



City of Lloydminster  
4420-50 Avenue

Lloydminster, Alberta, Canada T9V 0W2  
(780) 875-6184 waguinaldo@lloydminster.ca

Count Name: 12 Street and 50 Avenue (East Leg)  
Site Code: 1250E  
Start Date: 08/22/2023  
Page No: 7





City of Lloydminster  
4420-50 Avenue

Lloydminster, Alberta, Canada T9V 0W2  
(780) 875-6184 waguinaldo@lloydminster.ca

Count Name: 12 Street and 50 Avenue (West Leg)  
Site Code: 1250W  
Start Date: 08/22/2023  
Page No: 1

**Direction (Westbound)**

Start Time	Lights	Buses	Single-Unit Trucks	Articulated Trucks	Total
9:45 AM	50	0	0	0	50
10:00 AM	50	0	2	3	55
10:15 AM	44	0	1	1	46
10:30 AM	47	0	3	5	55
10:45 AM	40	0	1	5	46
11:00 AM	60	0	3	3	66
11:15 AM	44	0	2	3	49
11:30 AM	55	0	1	1	57
11:45 AM	54	0	4	2	60
12:00 PM	63	0	1	1	65
12:15 PM	70	0	2	2	74
12:30 PM	56	0	4	1	61
12:45 PM	60	0	1	2	63
1:00 PM	60	0	2	1	63
1:15 PM	56	0	1	3	60
1:30 PM	57	1	3	2	63
1:45 PM	45	0	2	2	49
2:00 PM	60	0	1	1	62
2:15 PM	46	0	4	0	50
2:30 PM	59	0	4	2	65
2:45 PM	47	0	0	1	48
3:00 PM	61	0	1	2	64
3:15 PM	43	1	2	1	47
3:30 PM	56	0	2	2	60
3:45 PM	65	0	1	0	66
4:00 PM	63	0	2	1	66
4:15 PM	62	0	0	2	64
4:30 PM	81	0	4	0	85
4:45 PM	88	0	1	4	93
5:00 PM	90	0	3	0	93
5:15 PM	100	0	0	3	103
5:30 PM	76	0	2	2	80
5:45 PM	74	0	2	0	76
6:00 PM	64	0	1	2	67
6:15 PM	51	0	2	0	53
6:30 PM	41	0	2	2	45
6:45 PM	36	0	1	1	38
7:00 PM	39	0	0	1	40
7:15 PM	43	0	0	0	43

7:30 PM  
 7:45 PM  
 8:00 PM  
 8:15 PM  
 8:30 PM  
 8:45 PM  
 9:00 PM  
 9:15 PM  
 9:30 PM  
 9:45 PM  
 10:00 PM  
 10:15 PM  
 10:30 PM  
 10:45 PM  
 11:00 PM  
 11:15 PM  
 11:30 PM  
 11:45 PM  
 08/23/2023 12:00 AM  
 12:15 AM  
 12:30 AM  
 12:45 AM  
 1:00 AM  
 1:15 AM  
 1:30 AM  
 1:45 AM  
 2:00 AM  
 2:15 AM  
 2:30 AM  
 2:45 AM  
 3:00 AM  
 3:15 AM  
 3:30 AM  
 3:45 AM  
 4:00 AM  
 4:15 AM  
 4:30 AM  
 4:45 AM  
 5:00 AM  
 5:15 AM  
 5:30 AM  
 5:45 AM  
 6:00 AM  
 6:15 AM  
 6:30 AM  
 6:45 AM  
 7:00 AM  
 7:15 AM  
 7:30 AM  
 7:45 AM  
 8:00 AM  
 8:15 AM

25	0	0	0	25
25	0	0	0	25
30	0	1	0	31
32	0	0	2	34
24	0	0	0	24
23	0	0	2	25
18	0	0	0	18
26	0	0	0	26
23	0	0	0	23
14	0	0	0	14
14	0	0	1	15
13	0	0	0	13
10	0	0	0	10
7	0	0	0	7
9	0	0	0	9
14	0	0	0	14
9	0	0	0	9
10	0	0	0	10
5	0	0	1	6
6	0	0	0	6
6	0	0	0	6
3	0	0	0	3
2	0	0	0	2
4	0	0	0	4
3	0	0	0	3
1	0	0	0	1
2	0	0	0	2
1	0	0	0	1
2	0	0	0	2
1	0	0	0	1
0	0	0	0	0
0	0	0	0	0
1	0	0	0	1
3	0	0	0	3
0	0	0	0	0
0	0	0	0	0
1	0	0	0	1
3	0	0	0	3
0	0	0	0	0
0	0	0	0	0
2	0	0	1	3
1	0	0	0	1
6	0	0	0	6
8	0	0	0	8
13	0	0	0	13
19	0	0	0	19
12	0	0	0	12
17	1	0	0	18
29	0	0	0	29
28	0	0	0	28
48	0	1	4	53
44	0	1	3	48
30	0	0	0	30
64	0	0	1	65
88	0	4	1	93
44	0	1	0	45
48	0	1	4	53

8:30 AM	40	0	0	0	40
8:45 AM	52	0	1	0	53
9:00 AM	38	1	0	5	44
9:15 AM	31	0	2	1	34
9:30 AM	44	0	2	5	51
Total	3328	4	82	95	3509
Total %	94.8	0.1	2.3	2.7	100.0
AM Times	7:00 AM	6:00 AM	10:15 AM	10:15 AM	7:00 AM
AM Peaks	226	1	8	14	236
PM Times	4:45 PM	2:45 PM	12:00 PM	12:45 PM	4:45 PM
PM Peaks	354	1	8	8	369



City of Lloydminster  
4420-50 Avenue

Lloydminster, Alberta, Canada T9V 0W2  
(780) 875-6184 waguinaldo@lloydminster.ca

Count Name: 12 Street and 50 Avenue (West Leg)  
Site Code: 1250W  
Start Date: 08/22/2023  
Page No: 4

**Direction (Eastbound)**

Start Time	Lights	Buses	Single-Unit Trucks	Articulated Trucks	Total
9:45 AM	22	0	3	2	27
10:00 AM	20	0	0	2	22
10:15 AM	36	0	4	2	42
10:30 AM	34	0	2	4	40
10:45 AM	39	0	2	1	42
11:00 AM	42	0	0	4	46
11:15 AM	32	0	3	0	35
11:30 AM	33	0	2	0	35
11:45 AM	34	0	1	2	37
12:00 PM	51	0	2	2	55
12:15 PM	50	0	3	0	53
12:30 PM	49	0	2	4	55
12:45 PM	52	0	3	2	57
1:00 PM	51	0	1	3	55
1:15 PM	48	0	1	4	53
1:30 PM	60	0	3	5	68
1:45 PM	50	0	0	1	51
2:00 PM	46	0	2	2	50
2:15 PM	51	0	0	0	51
2:30 PM	48	0	1	2	51
2:45 PM	43	0	1	1	45
3:00 PM	35	0	2	2	39
3:15 PM	40	0	0	1	41
3:30 PM	50	1	0	1	52
3:45 PM	49	0	2	3	54
4:00 PM	57	0	0	4	61
4:15 PM	57	0	2	3	62
4:30 PM	64	0	0	1	65
4:45 PM	89	0	2	3	94
5:00 PM	63	0	2	1	66
5:15 PM	76	0	0	1	77
5:30 PM	72	0	0	1	73
5:45 PM	55	0	1	1	57
6:00 PM	46	0	1	1	48
6:15 PM	48	1	0	1	50
6:30 PM	39	0	1	2	42
6:45 PM	40	0	0	2	42
7:00 PM	31	0	0	0	31
7:15 PM	38	0	0	0	38

7:30 PM  
 7:45 PM  
 8:00 PM  
 8:15 PM  
 8:30 PM  
 8:45 PM  
 9:00 PM  
 9:15 PM  
 9:30 PM  
 9:45 PM  
 10:00 PM  
 10:15 PM  
 10:30 PM  
 10:45 PM  
 11:00 PM  
 11:15 PM  
 11:30 PM  
 11:45 PM  
 08/23/2023 12:00 AM  
 12:15 AM  
 12:30 AM  
 12:45 AM  
 1:00 AM  
 1:15 AM  
 1:30 AM  
 1:45 AM  
 2:00 AM  
 2:15 AM  
 2:30 AM  
 2:45 AM  
 3:00 AM  
 3:15 AM  
 3:30 AM  
 3:45 AM  
 4:00 AM  
 4:15 AM  
 4:30 AM  
 4:45 AM  
 5:00 AM  
 5:15 AM  
 5:30 AM  
 5:45 AM  
 6:00 AM  
 6:15 AM  
 6:30 AM  
 6:45 AM  
 7:00 AM  
 7:15 AM  
 7:30 AM  
 7:45 AM  
 8:00 AM  
 8:15 AM

35	0	1	2	38
34	0	0	2	36
40	0	0	0	40
38	0	0	0	38
29	0	0	2	31
24	0	0	0	24
24	0	1	1	26
33	0	0	1	34
27	0	0	1	28
15	0	0	0	15
12	0	0	0	12
12	0	0	0	12
12	0	0	0	12
11	0	0	1	12
7	0	0	1	8
11	0	0	0	11
6	0	0	0	6
10	0	0	0	10
5	0	0	0	5
9	0	0	0	9
4	0	0	0	4
6	0	0	0	6
6	0	0	0	6
6	0	0	0	6
2	0	0	0	2
3	0	0	0	3
2	0	0	0	2
2	0	0	0	2
1	0	0	1	2
1	0	0	0	1
2	0	0	0	2
0	0	0	0	0
1	0	0	0	1
0	0	0	0	0
1	0	0	1	2
2	0	0	0	2
7	0	0	1	8
12	0	0	1	13
14	0	0	0	14
16	0	0	0	16
18	0	1	1	20
20	0	0	0	20
22	0	1	1	24
30	0	1	0	31
48	1	2	2	53
42	0	5	2	49
41	0	4	2	47
29	0	2	1	32
53	0	0	3	56
30	0	4	2	36
32	0	1	2	35



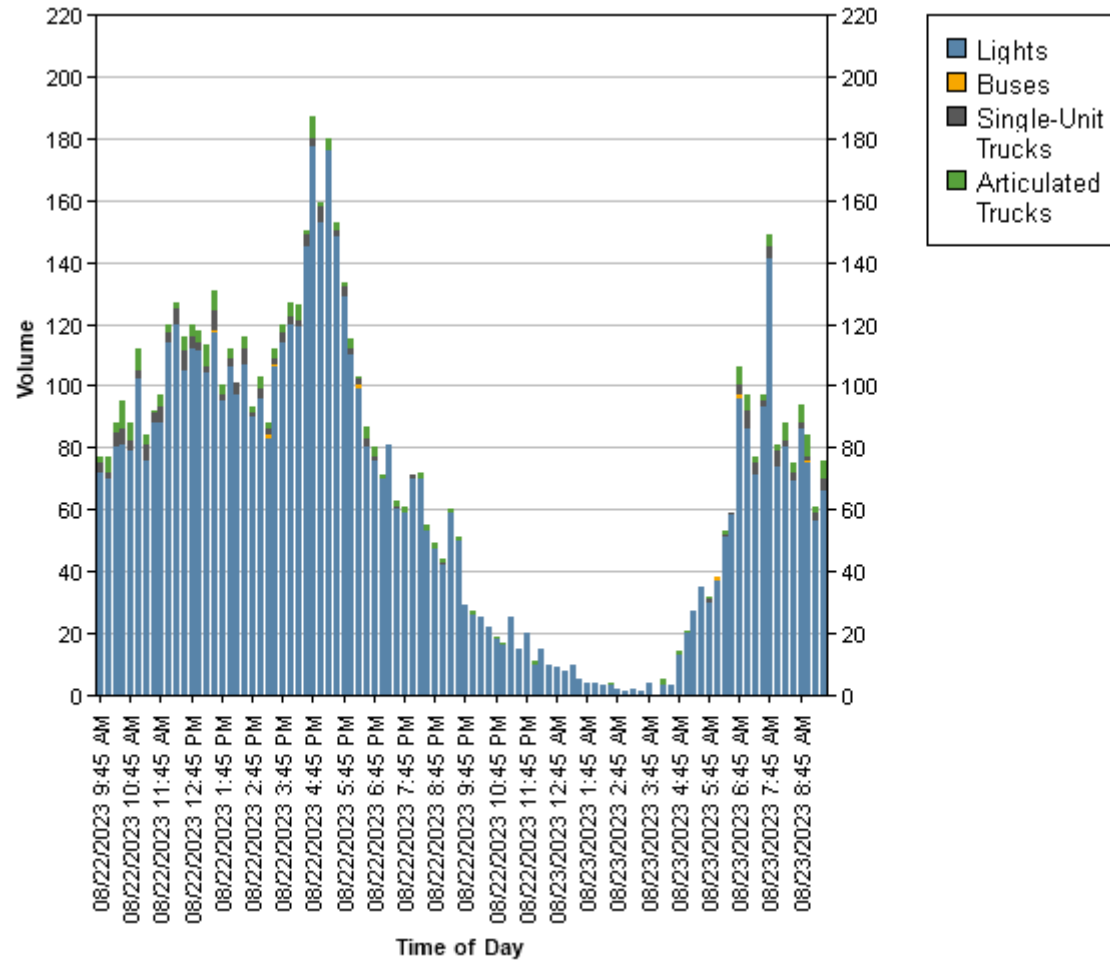
8:30 AM	29	0	3	3	35
8:45 AM	34	0	1	6	41
9:00 AM	37	0	1	2	40
9:15 AM	25	0	1	1	27
9:30 AM	22	0	2	1	25
Total	2835	3	80	115	3033
Total %	93.5	0.1	2.6	3.8	100.0
AM Times	7:00 AM	6:00 AM	10:15 AM	10:15 AM	7:00 AM
AM Peaks	165	1	8	11	184
PM Times	4:45 PM	2:45 PM	12:00 PM	12:45 PM	4:45 PM
PM Peaks	300	1	10	14	310



City of Lloydminster  
4420-50 Avenue

Lloydminster, Alberta, Canada T9V 0W2  
(780) 875-6184 waguinaldo@lloydminster.ca

Count Name: 12 Street and 50 Avenue (West Leg)  
Site Code: 1250W  
Start Date: 08/22/2023  
Page No: 7





City of Lloydminster  
4420-50 Avenue

Lloydminster, Alberta, Canada T9V 0W2  
(780) 875-6184 waguinaldo@lloydminster.ca

Count Name: 12 Street and 75 Avenue (North Leg)  
Site Code: 1275N  
Start Date: 08/23/2023  
Page No: 1

**Direction (Southbound)**

Start Time	Lights	Buses	Single-Unit Trucks	Articulated Trucks	Total
2:43 PM	64	0	2	1	67
2:58 PM	51	0	0	2	53
3:13 PM	58	0	1	1	60
3:28 PM	56	0	0	0	56
3:43 PM	60	0	1	0	61
3:58 PM	63	0	0	0	63
4:13 PM	75	0	0	1	76
4:28 PM	69	0	1	1	71
4:43 PM	95	0	1	0	96
4:58 PM	72	0	1	0	73
5:13 PM	80	0	1	1	82
5:28 PM	72	0	0	0	72
5:43 PM	81	0	0	0	81
5:58 PM	74	0	0	0	74
6:13 PM	81	0	0	0	81
6:28 PM	61	0	1	0	62
6:43 PM	37	0	0	1	38
6:58 PM	58	0	0	0	58
7:13 PM	59	0	0	0	59
7:28 PM	54	0	0	0	54
7:43 PM	56	0	1	0	57
7:58 PM	51	0	0	0	51
8:13 PM	52	0	0	0	52
8:28 PM	39	0	0	0	39
8:43 PM	32	0	0	0	32
8:58 PM	40	0	0	1	41
9:13 PM	40	0	1	0	41
9:28 PM	22	0	0	0	22
9:43 PM	22	0	0	1	23
9:58 PM	17	0	0	0	17
10:13 PM	12	0	0	0	12
10:28 PM	12	0	0	0	12
10:43 PM	12	0	0	1	13
10:58 PM	9	0	0	1	10
11:13 PM	11	0	0	0	11
11:28 PM	8	0	0	0	8
11:43 PM	8	0	0	0	8
11:58 PM	4	0	0	0	4
12:13 AM	4	0	0	0	4

12:28 AM  
 12:43 AM  
 12:58 AM  
 1:13 AM  
 1:28 AM  
 1:43 AM  
 1:58 AM  
 2:13 AM  
 2:28 AM  
 2:43 AM  
 2:58 AM  
 3:13 AM  
 3:28 AM  
 3:43 AM  
 3:58 AM  
 4:13 AM  
 4:28 AM  
 4:43 AM  
 4:58 AM  
 5:13 AM  
 5:28 AM  
 5:43 AM  
 5:58 AM  
 6:13 AM  
 6:28 AM  
 6:43 AM  
 6:58 AM  
 7:13 AM  
 7:28 AM  
 7:43 AM  
 7:58 AM  
 8:13 AM  
 8:28 AM  
 8:43 AM  
 8:58 AM  
 9:13 AM  
 9:28 AM  
 9:43 AM  
 9:58 AM  
 10:13 AM  
 10:28 AM  
 10:43 AM  
 10:58 AM  
 11:13 AM  
 11:28 AM  
 11:43 AM  
 11:58 AM  
 12:13 PM  
 12:28 PM  
 12:43 PM  
 12:58 PM  
 1:13 PM

3	0	0	0	3
6	0	0	0	6
1	0	0	0	1
2	0	0	0	2
1	0	0	0	1
3	0	0	0	3
1	0	0	0	1
1	0	0	0	1
0	0	0	0	0
0	0	0	0	0
2	0	0	0	2
0	0	0	0	0
0	0	0	0	0
1	0	0	0	1
2	0	0	0	2
3	0	0	0	3
7	0	0	0	7
6	0	0	0	6
4	0	0	1	5
8	0	1	1	10
12	0	0	0	12
7	0	1	2	10
15	0	0	0	15
22	0	3	4	29
23	0	1	0	24
27	0	2	0	29
21	0	1	0	22
33	0	3	0	36
27	0	2	0	29
27	0	1	1	29
22	0	1	1	24
22	0	1	0	23
41	0	0	0	41
21	0	1	1	23
32	0	2	1	35
19	0	0	3	22
33	0	1	0	34
25	0	1	0	26
36	0	2	3	41
29	0	1	3	33
37	0	1	0	38
43	0	2	0	45
38	0	3	1	42
62	0	1	0	63
51	0	3	0	54
63	0	2	2	67
59	0	2	1	62
69	0	2	0	71
44	0	1	2	47
63	0	2	2	67

1:28 PM	57	0	2	1	60
1:43 PM	57	0	2	1	60
1:58 PM	53	0	0	0	53
2:13 PM	58	0	1	0	59
2:28 PM	62	0	1	1	64
Total	3135	0	61	44	3240
Total %	96.8	0.0	1.9	1.4	100.0
AM Times	11:13 AM	12:13 AM	7:28 AM	10:28 AM	11:13 AM
AM Peaks	194	0	7	6	204
PM Times	4:43 PM	2:43 PM	12:28 PM	12:58 PM	4:43 PM
PM Peaks	319	0	7	6	323



City of Lloydminster  
4420-50 Avenue

Lloydminster, Alberta, Canada T9V 0W2  
(780) 875-6184 waguinaldo@lloydminster.ca

Count Name: 12 Street and 75 Avenue (North Leg)  
Site Code: 1275N  
Start Date: 08/23/2023  
Page No: 4

**Direction (Northbound)**

Start Time	Lights	Buses	Single-Unit Trucks	Articulated Trucks	Total
2:43 PM	52	0	0	1	53
2:58 PM	44	0	0	0	44
3:13 PM	39	0	2	0	41
3:28 PM	48	0	2	0	50
3:43 PM	45	0	1	1	47
3:58 PM	63	0	0	1	64
4:13 PM	59	0	0	1	60
4:28 PM	59	0	0	0	59
4:43 PM	71	0	0	1	72
4:58 PM	80	0	0	0	80
5:13 PM	88	0	2	0	90
5:28 PM	65	0	0	0	65
5:43 PM	51	0	0	2	53
5:58 PM	62	0	0	1	63
6:13 PM	61	0	0	1	62
6:28 PM	48	0	0	1	49
6:43 PM	45	0	0	1	46
6:58 PM	46	0	2	1	49
7:13 PM	50	0	0	1	51
7:28 PM	41	0	0	0	41
7:43 PM	42	0	0	0	42
7:58 PM	45	0	0	0	45
8:13 PM	29	0	0	0	29
8:28 PM	22	0	0	0	22
8:43 PM	18	0	0	0	18
8:58 PM	20	0	0	1	21
9:13 PM	19	0	2	0	21
9:28 PM	16	0	0	0	16
9:43 PM	19	0	0	0	19
9:58 PM	18	0	0	0	18
10:13 PM	15	0	0	1	16
10:28 PM	8	0	0	1	9
10:43 PM	9	0	0	0	9
10:58 PM	6	0	0	0	6
11:13 PM	8	0	0	0	8
11:28 PM	12	0	0	0	12
11:43 PM	4	0	0	0	4
11:58 PM	4	0	0	0	4
12:13 AM	4	0	0	0	4

12:28 AM  
 12:43 AM  
 12:58 AM  
 1:13 AM  
 1:28 AM  
 1:43 AM  
 1:58 AM  
 2:13 AM  
 2:28 AM  
 2:43 AM  
 2:58 AM  
 3:13 AM  
 3:28 AM  
 3:43 AM  
 3:58 AM  
 4:13 AM  
 4:28 AM  
 4:43 AM  
 4:58 AM  
 5:13 AM  
 5:28 AM  
 5:43 AM  
 5:58 AM  
 6:13 AM  
 6:28 AM  
 6:43 AM  
 6:58 AM  
 7:13 AM  
 7:28 AM  
 7:43 AM  
 7:58 AM  
 8:13 AM  
 8:28 AM  
 8:43 AM  
 8:58 AM  
 9:13 AM  
 9:28 AM  
 9:43 AM  
 9:58 AM  
 10:13 AM  
 10:28 AM  
 10:43 AM  
 10:58 AM  
 11:13 AM  
 11:28 AM  
 11:43 AM  
 11:58 AM  
 12:13 PM  
 12:28 PM  
 12:43 PM  
 12:58 PM  
 1:13 PM

4	0	0	0	4
1	0	0	0	1
1	0	0	0	1
2	0	0	0	2
3	0	0	0	3
0	0	0	0	0
0	0	0	0	0
0	0	0	0	0
1	0	0	0	1
1	0	0	0	1
0	0	0	0	0
3	0	0	0	3
3	0	0	0	3
1	0	0	0	1
3	0	0	1	4
4	0	0	0	4
5	0	0	0	5
9	0	0	0	9
18	0	0	0	18
12	0	0	0	12
24	0	1	1	26
27	0	2	0	29
23	0	2	2	27
25	0	0	0	25
33	0	1	0	34
58	0	2	2	62
40	0	3	0	43
49	0	3	1	53
40	0	1	2	43
40	0	1	3	44
37	0	1	1	39
39	0	1	1	41
35	0	0	0	35
46	0	0	0	46
47	0	1	0	48
32	0	0	1	33
42	0	1	1	44
38	0	1	2	41
46	0	3	2	51
65	0	2	2	69
57	0	0	1	58
42	0	2	0	44
57	0	3	0	60
64	0	1	0	65
48	0	3	1	52
53	0	2	1	56
60	0	3	0	63
61	0	4	1	66

1:28 PM	56	0	3	1	60
1:43 PM	47	0	2	1	50
1:58 PM	46	0	0	0	46
2:13 PM	56	0	2	1	59
2:28 PM	64	0	0	2	66
Total	3007	0	62	47	3116
Total %	96.5	0.0	2.0	1.5	100.0
AM Times	11:13 AM	12:13 AM	7:28 AM	10:28 AM	11:13 AM
AM Peaks	221	0	9	7	231
PM Times	4:43 PM	2:43 PM	12:28 PM	12:58 PM	4:43 PM
PM Peaks	304	0	12	3	307

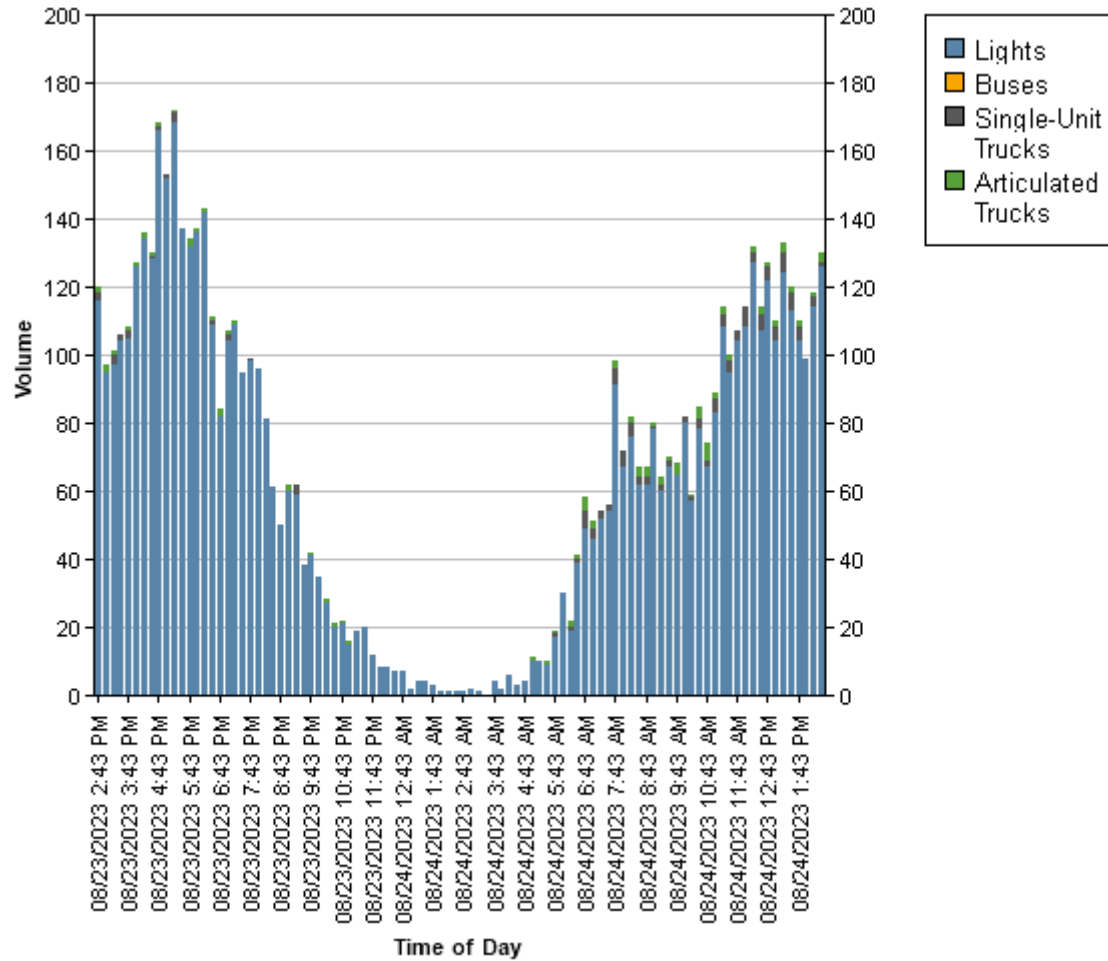




City of Lloydminster  
4420-50 Avenue

Lloydminster, Alberta, Canada T9V 0W2  
(780) 875-6184 waguinaldo@lloydminster.ca

Count Name: 12 Street and 75 Avenue (North Leg)  
Site Code: 1275N  
Start Date: 08/23/2023  
Page No: 7





City of Lloydminster  
4420-50 Avenue

Lloydminster, Alberta, Canada T9V 0W2  
(780) 875-6184 waguinaldo@lloydminster.ca

Count Name: 25 Street and 50 Avenue (East Leg)  
Site Code: 2550E  
Start Date: 09/20/2023  
Page No: 1

**Direction (Westbound)**

Start Time	Lights	Buses	Single-Unit Trucks	Articulated Trucks	Total
11:41 AM	27	0	0	0	27
11:56 AM	36	0	0	1	37
12:11 PM	23	1	0	0	24
12:26 PM	45	0	1	0	46
12:41 PM	57	0	1	0	58
12:56 PM	42	0	0	0	42
1:11 PM	32	0	0	0	32
1:26 PM	24	0	0	0	24
1:41 PM	16	0	1	0	17
1:56 PM	29	1	0	0	30
2:11 PM	28	0	0	0	28
2:26 PM	24	0	0	0	24
2:41 PM	31	1	0	0	32
2:56 PM	27	0	0	0	27
3:11 PM	39	1	1	0	41
3:26 PM	30	2	1	0	33
3:41 PM	29	0	0	0	29
3:56 PM	39	0	0	0	39
4:11 PM	41	0	1	0	42
4:26 PM	31	0	0	0	31
4:41 PM	50	0	0	0	50
4:56 PM	50	0	0	0	50
5:11 PM	34	0	0	0	34
5:26 PM	33	0	0	0	33
5:41 PM	36	0	0	0	36
5:56 PM	29	0	1	0	30
6:11 PM	30	0	0	0	30
6:26 PM	24	0	0	0	24
6:41 PM	40	0	0	0	40
6:56 PM	24	0	0	0	24
7:11 PM	29	0	0	0	29
7:26 PM	26	0	0	0	26
7:41 PM	19	0	0	0	19
7:56 PM	15	0	0	0	15
8:11 PM	18	0	0	0	18
8:26 PM	9	0	0	0	9
8:41 PM	22	0	1	0	23
8:56 PM	14	0	0	0	14
9:11 PM	14	0	0	0	14

9:26 PM  
9:41 PM  
9:56 PM  
10:11 PM  
10:26 PM  
10:41 PM  
10:56 PM  
11:11 PM  
11:26 PM  
11:41 PM  
11:56 PM  
12:11 AM  
12:26 AM  
12:41 AM  
12:56 AM  
1:11 AM  
1:26 AM  
1:41 AM  
1:56 AM  
2:11 AM  
2:26 AM  
2:41 AM  
2:56 AM  
3:11 AM  
3:26 AM  
3:41 AM  
3:56 AM  
4:11 AM  
4:26 AM  
4:41 AM  
4:56 AM  
5:11 AM  
5:26 AM  
5:41 AM  
5:56 AM  
6:11 AM  
6:26 AM  
6:41 AM  
6:56 AM  
7:11 AM  
7:26 AM  
7:41 AM  
7:56 AM  
8:11 AM  
8:26 AM  
8:41 AM  
8:56 AM  
9:11 AM  
9:26 AM  
9:41 AM  
9:56 AM  
10:11 AM

14	0	0	0	14
10	0	0	0	10
14	0	0	0	14
4	0	0	0	4
6	0	0	0	6
8	0	0	0	8
2	0	0	0	2
4	0	0	0	4
5	0	0	0	5
0	0	0	0	0
0	0	0	0	0
5	0	0	0	5
1	0	0	0	1
3	0	0	0	3
0	0	0	0	0
0	0	0	0	0
1	0	0	0	1
1	0	0	0	1
1	0	0	0	1
1	0	0	0	1
1	0	0	0	1
3	0	0	0	3
0	0	0	0	0
0	0	0	0	0
2	0	0	0	2
1	0	0	0	1
1	0	0	0	1
2	0	0	0	2
2	0	0	0	2
2	0	0	0	2
6	0	0	0	6
3	0	0	0	3
13	0	0	0	13
7	0	0	0	7
24	0	1	0	25
17	0	0	0	17
17	0	0	0	17
18	1	0	0	19
36	1	0	0	37
16	0	0	0	16
28	0	0	0	28
62	0	1	0	63
71	1	1	0	73
51	0	0	0	51
63	0	0	0	63
82	2	0	0	84
41	0	0	0	41
23	1	0	0	24
33	0	0	0	33
22	0	0	0	22
19	0	0	0	19
16	0	0	0	16
18	0	0	0	18

10:26 AM	20	0	0	0	20
10:41 AM	28	0	0	0	28
10:56 AM	28	0	0	0	28
11:11 AM	19	0	1	0	20
11:26 AM	25	0	0	0	25
11:41 AM	0	0	0	0	0
Total	2065	12	12	1	2090
Total %	98.8	0.6	0.6	0.0	100.0
AM Times	7:41 AM	7:56 AM	7:11 AM	11:41 AM	7:41 AM
AM Peaks	267	2	2	1	271
PM Times	4:41 PM	3:11 PM	3:11 PM	12:11 PM	4:41 PM
PM Peaks	167	3	2	0	167



City of Lloydminster  
4420-50 Avenue

Lloydminster, Alberta, Canada T9V 0W2  
(780) 875-6184 waguinaldo@lloydminster.ca

Count Name: 25 Street and 50 Avenue (East Leg)  
Site Code: 2550E  
Start Date: 09/20/2023  
Page No: 4

**Direction (Eastbound)**

Start Time	Lights	Buses	Single-Unit Trucks	Articulated Trucks	Total
11:41 AM	22	0	0	0	22
11:56 AM	45	1	0	0	46
12:11 PM	41	0	0	0	41
12:26 PM	35	0	0	0	35
12:41 PM	33	0	0	0	33
12:56 PM	31	0	0	0	31
1:11 PM	30	0	0	0	30
1:26 PM	31	1	0	0	32
1:41 PM	24	0	0	0	24
1:56 PM	23	0	0	0	23
2:11 PM	24	0	0	0	24
2:26 PM	37	0	0	0	37
2:41 PM	37	0	0	0	37
2:56 PM	40	0	0	0	40
3:11 PM	34	1	0	0	35
3:26 PM	48	5	0	0	53
3:41 PM	46	4	0	0	50
3:56 PM	57	2	1	0	60
4:11 PM	47	0	0	0	47
4:26 PM	63	0	0	0	63
4:41 PM	60	1	1	0	62
4:56 PM	61	1	0	0	62
5:11 PM	72	0	0	0	72
5:26 PM	68	0	0	0	68
5:41 PM	52	0	0	0	52
5:56 PM	47	0	0	0	47
6:11 PM	53	0	0	0	53
6:26 PM	48	0	0	0	48
6:41 PM	36	0	0	0	36
6:56 PM	37	0	0	0	37
7:11 PM	31	0	0	0	31
7:26 PM	35	0	0	0	35
7:41 PM	28	0	0	0	28
7:56 PM	27	0	0	0	27
8:11 PM	30	0	0	0	30
8:26 PM	28	0	0	0	28
8:41 PM	24	0	0	0	24
8:56 PM	28	0	0	0	28
9:11 PM	18	0	0	0	18

9:26 PM  
9:41 PM  
9:56 PM  
10:11 PM  
10:26 PM  
10:41 PM  
10:56 PM  
11:11 PM  
11:26 PM  
11:41 PM  
11:56 PM  
12:11 AM  
12:26 AM  
12:41 AM  
12:56 AM  
1:11 AM  
1:26 AM  
1:41 AM  
1:56 AM  
2:11 AM  
2:26 AM  
2:41 AM  
2:56 AM  
3:11 AM  
3:26 AM  
3:41 AM  
3:56 AM  
4:11 AM  
4:26 AM  
4:41 AM  
4:56 AM  
5:11 AM  
5:26 AM  
5:41 AM  
5:56 AM  
6:11 AM  
6:26 AM  
6:41 AM  
6:56 AM  
7:11 AM  
7:26 AM  
7:41 AM  
7:56 AM  
8:11 AM  
8:26 AM  
8:41 AM  
8:56 AM  
9:11 AM  
9:26 AM  
9:41 AM  
9:56 AM  
10:11 AM

19	0	0	0	19
18	0	0	0	18
24	0	0	0	24
16	0	0	0	16
13	0	0	0	13
5	0	0	0	5
12	0	0	0	12
8	0	0	0	8
5	0	0	0	5
4	0	0	0	4
2	0	0	0	2
2	0	0	0	2
0	0	0	0	0
3	0	0	0	3
2	0	0	0	2
0	0	0	0	0
1	0	0	0	1
1	0	0	0	1
0	0	0	0	0
1	0	0	0	1
0	0	0	0	0
2	0	0	0	2
0	0	0	0	0
2	0	0	0	2
0	0	0	0	0
1	0	0	0	1
0	0	0	0	0
0	0	0	0	0
1	0	0	0	1
0	0	0	0	0
0	0	0	0	0
1	0	0	0	1
0	0	0	0	0
0	0	0	0	0
3	0	0	0	3
0	0	0	0	0
3	0	0	0	3
5	0	0	0	5
7	0	0	0	7
9	0	0	0	9
10	0	0	0	10
10	0	0	0	10
8	0	0	0	8
18	0	1	0	19
17	0	0	0	17
27	0	0	0	27
42	4	1	0	47
35	8	0	0	43
27	1	1	0	29
26	2	0	0	28
14	0	0	0	14
18	0	1	0	19
19	0	0	0	19
17	0	0	0	17
19	0	1	0	20
24	0	0	0	24

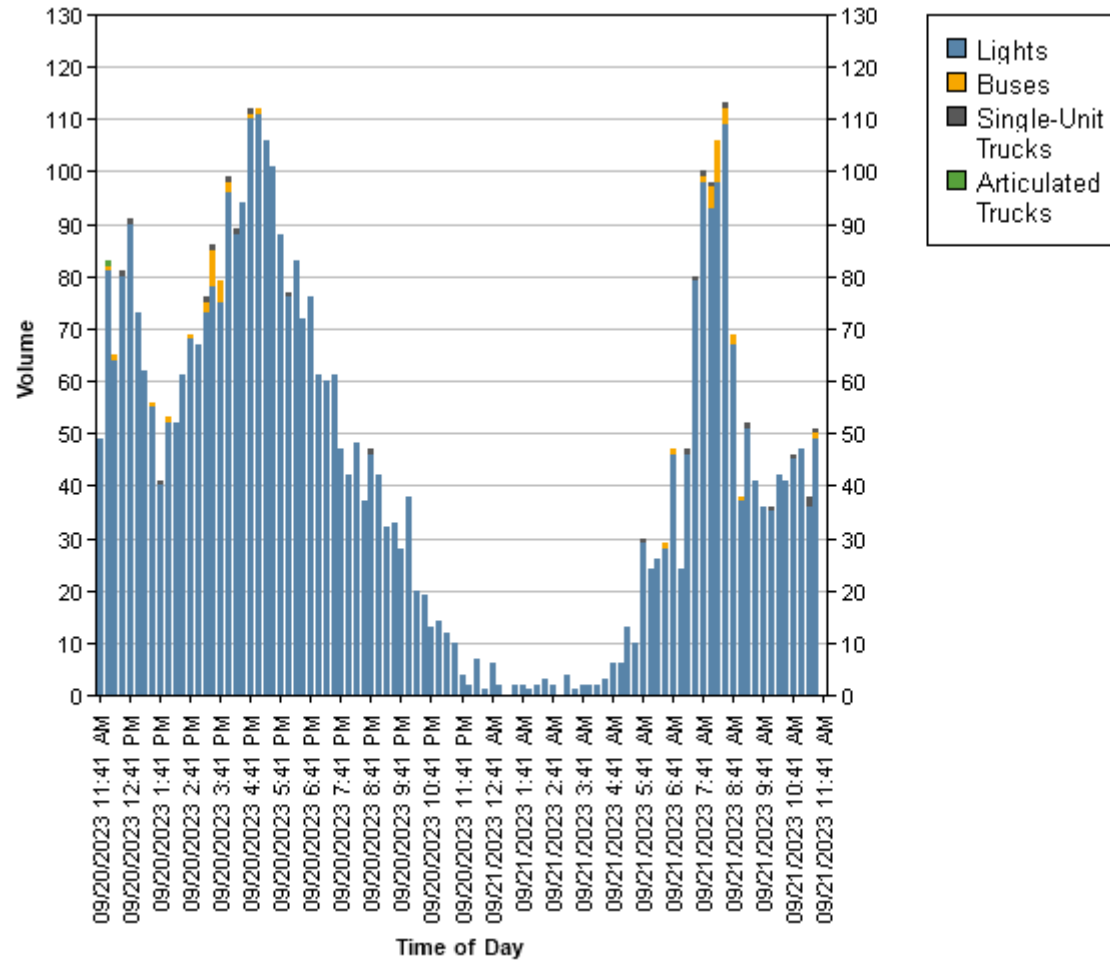
10:26 AM	21	0	0	0	21
10:41 AM	17	0	1	0	18
10:56 AM	19	0	0	0	19
11:11 AM	17	0	1	0	18
11:26 AM	24	1	1	0	26
11:41 AM	0	0	0	0	0
Total	2129	32	10	0	2171
Total %	98.1	1.5	0.5	0.0	100.0
AM Times	7:41 AM	7:56 AM	7:11 AM	11:41 AM	7:41 AM
AM Peaks	131	15	2	0	146
PM Times	4:41 PM	3:11 PM	3:11 PM	12:11 PM	4:41 PM
PM Peaks	261	12	1	0	264



City of Lloydminster  
4420-50 Avenue

Lloydminster, Alberta, Canada T9V 0W2  
(780) 875-6184 waguinaldo@lloydminster.ca

Count Name: 25 Street and 50 Avenue (East Leg)  
Site Code: 2550E  
Start Date: 09/20/2023  
Page No: 7







City of Lloydminster  
4420-50 Avenue

Lloydminster, Alberta, Canada T9V 0W2  
(780) 875-6184 waguinaldo@lloydminster.ca

Count Name: 25 Street and 50 Avenue (South  
Leg)  
Site Code: 2550S  
Start Date: 09/20/2023  
Page No: 1

**Direction (Southbound)**

Start Time	Lights	Buses	Single-Unit Trucks	Articulated Trucks	Total
11:31 AM	115	1	1	2	119
11:46 AM	135	0	0	0	135
12:01 PM	183	0	0	0	183
12:16 PM	150	0	1	0	151
12:31 PM	156	0	0	0	156
12:46 PM	141	0	0	0	141
1:01 PM	148	1	1	2	152
1:16 PM	114	0	1	0	115
1:31 PM	111	1	0	2	114
1:46 PM	105	0	1	0	106
2:01 PM	135	0	0	0	135
2:16 PM	129	0	0	2	131
2:31 PM	133	1	0	0	134
2:46 PM	108	0	1	2	111
3:01 PM	130	0	2	4	136
3:16 PM	157	1	1	0	159
3:31 PM	140	2	3	1	146
3:46 PM	149	5	0	3	157
4:01 PM	152	1	1	0	154
4:16 PM	169	0	1	0	170
4:31 PM	164	0	0	1	165
4:46 PM	174	0	0	3	177
5:01 PM	196	0	0	1	197
5:16 PM	218	0	0	0	218
5:31 PM	182	0	1	0	183
5:46 PM	169	0	0	0	169
6:01 PM	162	0	0	1	163
6:16 PM	123	0	0	0	123
6:31 PM	113	0	0	0	113
6:46 PM	105	0	0	0	105
7:01 PM	111	0	0	0	111
7:16 PM	105	0	0	0	105
7:31 PM	100	0	0	2	102
7:46 PM	79	0	0	1	80
8:01 PM	95	0	0	1	96
8:16 PM	94	0	0	1	95
8:31 PM	71	0	0	2	73
8:46 PM	68	0	0	0	68
9:01 PM	62	0	0	0	62

9:16 PM  
 9:31 PM  
 9:46 PM  
 10:01 PM  
 10:16 PM  
 10:31 PM  
 10:46 PM  
 11:01 PM  
 11:16 PM  
 11:31 PM  
 11:46 PM  
 12:01 AM  
 12:16 AM  
 12:31 AM  
 12:46 AM  
 1:01 AM  
 1:16 AM  
 1:31 AM  
 1:46 AM  
 2:01 AM  
 2:16 AM  
 2:31 AM  
 2:46 AM  
 3:01 AM  
 3:16 AM  
 3:31 AM  
 3:46 AM  
 4:01 AM  
 4:16 AM  
 4:31 AM  
 4:46 AM  
 5:01 AM  
 5:16 AM  
 5:31 AM  
 5:46 AM  
 6:01 AM  
 6:16 AM  
 6:31 AM  
 6:46 AM  
 7:01 AM  
 7:16 AM  
 7:31 AM  
 7:46 AM  
 8:01 AM  
 8:16 AM  
 8:31 AM  
 8:46 AM  
 9:01 AM  
 9:16 AM  
 9:31 AM  
 9:46 AM  
 10:01 AM

68	0	0	1	69
56	0	0	0	56
54	0	0	0	54
40	0	0	0	40
38	0	0	1	39
21	0	0	0	21
20	0	0	0	20
18	0	1	0	19
17	0	0	0	17
13	0	0	0	13
7	0	0	0	7
3	0	0	0	3
8	0	0	0	8
5	0	0	0	5
4	0	0	0	4
2	0	1	1	4
2	0	0	0	2
3	0	0	0	3
5	0	0	0	5
0	0	0	0	0
1	0	0	0	1
3	0	0	0	3
2	0	0	0	2
2	0	0	0	2
2	0	1	0	3
2	0	0	0	2
2	0	0	0	2
2	0	1	0	3
2	0	0	0	2
3	0	0	1	4
4	0	0	0	4
6	0	0	0	6
3	0	0	0	3
16	0	0	0	16
9	0	0	0	9
26	0	1	1	28
46	0	1	0	47
28	0	0	0	28
35	0	2	0	37
27	2	1	0	30
48	1	0	0	49
38	0	2	1	41
53	0	0	2	55
61	1	2	2	66
87	0	0	3	90
103	3	2	1	109
124	3	2	0	129
121	0	3	1	125
123	3	2	0	128
98	1	1	0	100
90	1	3	1	95
74	1	5	0	80
115	0	2	2	119
96	0	2	1	99

10:16 AM	102	0	3	1	106
10:31 AM	93	1	1	0	95
10:46 AM	103	1	4	2	110
11:01 AM	104	1	2	0	107
11:16 AM	104	1	0	0	105
11:31 AM	1	0	0	0	1
Total	7490	33	59	53	7635
Total %	98.1	0.4	0.8	0.7	100.0
AM Times	7:46 AM	8:01 AM	9:16 AM	7:16 AM	7:46 AM
AM Peaks	435	9	12	8	453
PM Times	5:01 PM	3:16 PM	2:46 PM	3:01 PM	4:46 PM
PM Peaks	765	9	7	8	775



City of Lloydminster  
4420-50 Avenue

Lloydminster, Alberta, Canada T9V 0W2  
(780) 875-6184 waguinaldo@lloydminster.ca

Count Name: 25 Street and 50 Avenue (South  
Leg)  
Site Code: 2550S  
Start Date: 09/20/2023  
Page No: 4

**Direction (Northbound)**

Start Time	Lights	Buses	Single-Unit Trucks	Articulated Trucks	Total
11:31 AM	92	2	0	0	94
11:46 AM	129	1	3	0	133
12:01 PM	158	0	1	0	159
12:16 PM	142	0	2	0	144
12:31 PM	133	0	1	0	134
12:46 PM	172	0	0	0	172
1:01 PM	125	0	2	1	128
1:16 PM	137	1	1	0	139
1:31 PM	99	0	1	2	102
1:46 PM	126	0	2	1	129
2:01 PM	106	0	2	0	108
2:16 PM	120	0	4	0	124
2:31 PM	98	1	0	2	101
2:46 PM	116	2	1	2	121
3:01 PM	123	0	3	0	126
3:16 PM	112	1	3	0	116
3:31 PM	123	6	2	1	132
3:46 PM	114	2	1	4	121
4:01 PM	115	1	1	0	117
4:16 PM	120	0	0	0	120
4:31 PM	135	0	0	1	136
4:46 PM	131	2	0	1	134
5:01 PM	161	1	2	2	166
5:16 PM	162	0	1	1	164
5:31 PM	150	0	0	1	151
5:46 PM	141	0	1	0	142
6:01 PM	140	0	0	2	142
6:16 PM	120	0	0	0	120
6:31 PM	92	0	0	1	93
6:46 PM	116	0	0	1	117
7:01 PM	111	0	2	1	114
7:16 PM	75	0	0	1	76
7:31 PM	78	0	1	2	81
7:46 PM	83	0	0	2	85
8:01 PM	63	0	0	0	63
8:16 PM	75	0	0	2	77
8:31 PM	61	0	0	0	61
8:46 PM	43	0	0	0	43
9:01 PM	56	0	0	0	56

9:16 PM  
 9:31 PM  
 9:46 PM  
 10:01 PM  
 10:16 PM  
 10:31 PM  
 10:46 PM  
 11:01 PM  
 11:16 PM  
 11:31 PM  
 11:46 PM  
 12:01 AM  
 12:16 AM  
 12:31 AM  
 12:46 AM  
 1:01 AM  
 1:16 AM  
 1:31 AM  
 1:46 AM  
 2:01 AM  
 2:16 AM  
 2:31 AM  
 2:46 AM  
 3:01 AM  
 3:16 AM  
 3:31 AM  
 3:46 AM  
 4:01 AM  
 4:16 AM  
 4:31 AM  
 4:46 AM  
 5:01 AM  
 5:16 AM  
 5:31 AM  
 5:46 AM  
 6:01 AM  
 6:16 AM  
 6:31 AM  
 6:46 AM  
 7:01 AM  
 7:16 AM  
 7:31 AM  
 7:46 AM  
 8:01 AM  
 8:16 AM  
 8:31 AM  
 8:46 AM  
 9:01 AM  
 9:16 AM  
 9:31 AM  
 9:46 AM  
 10:01 AM

50	0	0	0	50
47	0	0	0	47
39	0	1	0	40
36	0	0	1	37
21	0	0	1	22
17	0	0	0	17
19	0	0	0	19
11	0	0	0	11
14	0	1	0	15
10	0	1	0	11
12	0	0	0	12
4	0	0	0	4
5	0	0	0	5
2	0	0	0	2
1	0	0	0	1
3	0	0	1	4
4	0	0	0	4
6	0	0	0	6
2	0	0	0	2
2	0	0	0	2
0	0	0	0	0
1	0	0	0	1
3	0	0	0	3
0	0	0	0	0
3	0	0	0	3
3	0	0	0	3
7	0	0	0	7
1	0	1	1	3
4	0	0	0	4
5	0	0	0	5
5	0	0	1	6
8	0	0	0	8
19	0	0	0	19
24	0	0	0	24
30	0	1	1	32
35	0	0	0	35
34	0	0	0	34
50	0	0	1	51
84	0	0	0	84
49	0	0	0	49
74	0	3	0	77
106	0	1	0	107
168	1	0	0	169
152	3	1	2	158
134	1	0	0	135
136	3	1	1	141
116	0	0	1	117
105	0	0	1	106
86	0	5	1	92
118	1	0	0	119
130	0	3	0	133
118	0	1	1	120

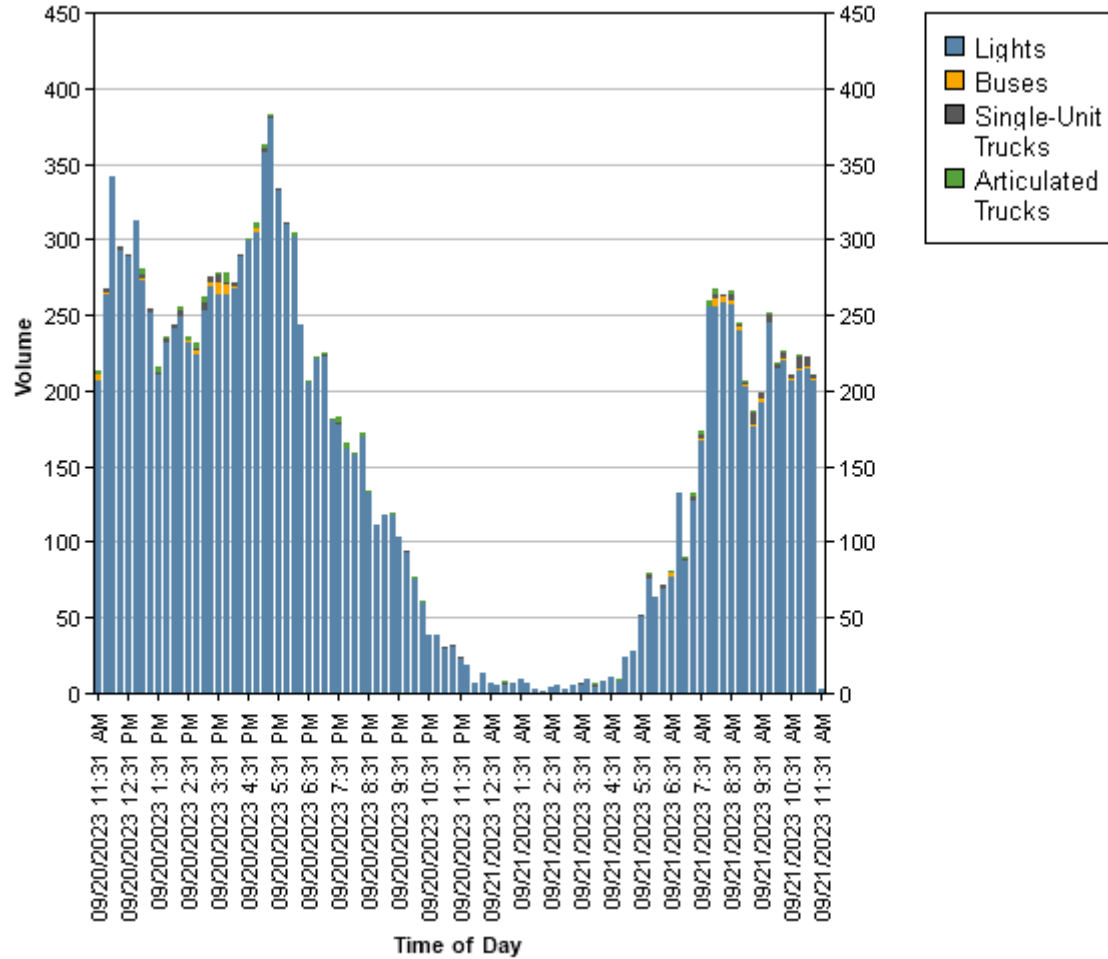
10:16 AM	118	1	1	0	120
10:31 AM	114	0	1	0	115
10:46 AM	110	1	3	0	114
11:01 AM	110	1	5	0	116
11:16 AM	103	0	2	1	106
11:31 AM	2	0	0	0	2
Total	7123	32	69	46	7270
Total %	98.0	0.4	0.9	0.6	100.0
AM Times	7:46 AM	8:01 AM	9:16 AM	7:16 AM	7:46 AM
AM Peaks	590	7	9	2	603
PM Times	5:01 PM	3:16 PM	2:46 PM	3:01 PM	4:46 PM
PM Peaks	614	10	9	5	615



City of Lloydminster  
4420-50 Avenue

Lloydminster, Alberta, Canada T9V 0W2  
(780) 875-6184 waguinaldo@lloydminster.ca

Count Name: 25 Street and 50 Avenue (South Leg)  
Site Code: 2550S  
Start Date: 09/20/2023  
Page No: 7





City of Lloydminster  
4420-50 Avenue

Lloydminster, Alberta, Canada T9V 0W2  
(780) 875-6184 waguinaldo@lloydminster.ca

Count Name: 25 Street and 57 Avenue (West Leg)  
Site Code: 2557W  
Start Date: 06/07/2023  
Page No: 1

**Direction (Southbound)**

Start Time	Lights	Buses	Single-Unit Trucks	Articulated Trucks	Total
6:29 AM	17	0	0	0	17
6:44 AM	21	0	0	0	21
6:59 AM	22	0	2	0	24
7:14 AM	32	0	0	1	33
7:29 AM	48	0	1	0	49
7:44 AM	74	2	0	0	76
7:59 AM	82	0	2	2	86
8:14 AM	66	1	3	2	72
8:29 AM	73	5	0	0	78
8:44 AM	48	2	1	1	52
8:59 AM	62	0	0	0	62
9:14 AM	57	1	1	0	59
9:29 AM	45	1	0	2	48
9:44 AM	41	1	2	1	45
9:59 AM	29	0	1	0	30
10:14 AM	52	0	1	2	55
10:29 AM	53	0	0	1	54
10:44 AM	63	0	0	1	64
10:59 AM	47	0	0	2	49
11:14 AM	60	1	0	0	61
11:29 AM	76	0	2	1	79
11:44 AM	71	0	0	0	71
11:59 AM	92	0	0	0	92
12:14 PM	68	0	0	2	70
12:29 PM	66	1	2	0	69
12:44 PM	71	0	0	2	73
12:59 PM	68	0	3	0	71
1:14 PM	62	0	0	1	63
1:29 PM	73	3	0	0	76
1:44 PM	56	0	3	0	59
1:59 PM	42	0	1	1	44
2:14 PM	57	1	3	2	63
2:29 PM	60	0	0	1	61
2:44 PM	67	1	0	0	68
2:59 PM	80	0	2	1	83
3:14 PM	79	4	1	1	85
3:29 PM	91	4	2	0	97
3:44 PM	99	7	0	1	107
3:59 PM	95	0	1	0	96



4:14 PM  
4:29 PM  
4:44 PM  
4:59 PM  
5:14 PM  
5:29 PM  
5:44 PM  
5:59 PM  
6:14 PM  
6:29 PM  
6:44 PM  
6:59 PM  
7:14 PM  
7:29 PM  
7:44 PM  
7:59 PM  
8:14 PM  
8:29 PM  
8:44 PM  
8:59 PM  
9:14 PM  
9:29 PM  
9:44 PM  
9:59 PM  
10:14 PM  
10:29 PM  
10:44 PM  
10:59 PM  
11:14 PM  
11:29 PM  
11:44 PM  
11:59 PM  
12:14 AM  
12:29 AM  
12:44 AM  
12:59 AM  
1:14 AM  
1:29 AM  
1:44 AM  
1:59 AM  
2:14 AM  
2:29 AM  
2:44 AM  
2:59 AM  
3:14 AM  
3:29 AM  
3:44 AM  
3:59 AM  
4:14 AM  
4:29 AM  
4:44 AM  
4:59 AM

103	0	2	1	106
105	0	0	0	105
118	0	3	0	121
126	0	1	0	127
143	0	2	0	145
108	0	0	1	109
81	0	1	1	83
99	0	0	0	99
73	0	1	0	74
69	0	0	0	69
70	0	1	1	72
76	0	0	0	76
73	0	0	0	73
62	0	0	0	62
49	0	0	0	49
50	0	0	0	50
41	0	0	0	41
64	0	0	0	64
50	0	0	0	50
53	0	0	0	53
45	0	0	0	45
44	0	0	0	44
26	0	0	0	26
32	0	0	0	32
28	0	0	0	28
17	0	0	0	17
26	0	0	0	26
22	0	1	0	23
13	0	0	0	13
7	0	0	0	7
9	0	0	0	9
6	0	0	0	6
1	0	0	0	1
5	0	0	0	5
4	0	0	0	4
1	0	0	0	1
0	0	0	0	0
1	0	0	0	1
2	0	0	0	2
2	0	1	0	3
0	0	0	0	0
1	0	0	0	1
1	0	0	0	1
1	0	0	0	1
3	0	0	0	3
1	0	1	0	2
1	0	0	0	1
2	0	0	1	3
0	0	0	0	0
3	0	0	0	3
2	0	0	0	2
3	0	0	0	3

5:14 AM	8	0	0	0	8
5:29 AM	5	0	0	0	5
5:44 AM	4	0	0	0	4
5:59 AM	9	0	1	1	11
6:14 AM	13	0	1	0	14
Total	4326	35	50	34	4445
Total %	97.3	0.8	1.1	0.8	100.0
AM Times	7:44 AM	7:44 AM	7:29 AM	8:44 AM	7:44 AM
AM Peaks	295	8	6	3	312
PM Times	4:29 PM	2:59 PM	1:44 PM	12:14 PM	4:29 PM
PM Peaks	492	15	7	4	498



City of Lloydminster  
4420-50 Avenue

Lloydminster, Alberta, Canada T9V 0W2  
(780) 875-6184 waguinaldo@lloydminster.ca

Count Name: 25 Street and 57 Avenue (West Leg)  
Site Code: 2557W  
Start Date: 06/07/2023  
Page No: 4

**Direction (Northbound)**

Start Time	Lights	Buses	Single-Unit Trucks	Articulated Trucks	Total
6:29 AM	47	0	2	1	50
6:44 AM	88	0	0	0	88
6:59 AM	56	0	0	0	56
7:14 AM	61	0	0	0	61
7:29 AM	102	0	2	2	106
7:44 AM	133	1	0	2	136
7:59 AM	89	1	0	0	90
8:14 AM	91	1	1	0	93
8:29 AM	133	6	0	1	140
8:44 AM	88	0	0	2	90
8:59 AM	57	1	1	0	59
9:14 AM	40	0	1	2	43
9:29 AM	44	0	2	3	49
9:44 AM	50	0	1	0	51
9:59 AM	43	0	0	1	44
10:14 AM	45	3	0	0	48
10:29 AM	45	0	1	1	47
10:44 AM	56	0	1	3	60
10:59 AM	40	0	0	0	40
11:14 AM	48	0	0	0	48
11:29 AM	58	0	1	1	60
11:44 AM	54	0	0	2	56
11:59 AM	75	0	2	0	77
12:14 PM	62	1	1	4	68
12:29 PM	62	0	0	1	63
12:44 PM	91	0	0	5	96
12:59 PM	94	0	1	0	95
1:14 PM	58	0	4	2	64
1:29 PM	53	0	1	3	57
1:44 PM	72	0	1	1	74
1:59 PM	49	2	2	2	55
2:14 PM	39	0	4	0	43
2:29 PM	63	1	5	0	69
2:44 PM	43	0	0	2	45
2:59 PM	45	1	2	4	52
3:14 PM	81	4	0	0	85
3:29 PM	80	6	2	0	88
3:44 PM	68	1	3	0	72
3:59 PM	74	0	0	0	74

4:14 PM  
4:29 PM  
4:44 PM  
4:59 PM  
5:14 PM  
5:29 PM  
5:44 PM  
5:59 PM  
6:14 PM  
6:29 PM  
6:44 PM  
6:59 PM  
7:14 PM  
7:29 PM  
7:44 PM  
7:59 PM  
8:14 PM  
8:29 PM  
8:44 PM  
8:59 PM  
9:14 PM  
9:29 PM  
9:44 PM  
9:59 PM  
10:14 PM  
10:29 PM  
10:44 PM  
10:59 PM  
11:14 PM  
11:29 PM  
11:44 PM  
11:59 PM  
12:14 AM  
12:29 AM  
12:44 AM  
12:59 AM  
1:14 AM  
1:29 AM  
1:44 AM  
1:59 AM  
2:14 AM  
2:29 AM  
2:44 AM  
2:59 AM  
3:14 AM  
3:29 AM  
3:44 AM  
3:59 AM  
4:14 AM  
4:29 AM  
4:44 AM  
4:59 AM

74	0	0	0	74
94	0	4	1	99
110	0	0	2	112
93	0	3	0	96
87	0	1	0	88
88	0	2	1	91
83	0	1	1	85
88	0	1	3	92
66	0	0	0	66
52	0	1	1	54
69	0	1	0	70
63	0	0	0	63
65	0	0	0	65
57	0	0	0	57
55	0	0	0	55
54	0	0	0	54
49	0	0	0	49
52	0	0	1	53
29	0	0	1	30
33	0	0	0	33
36	0	0	0	36
29	0	0	0	29
28	0	0	0	28
19	0	0	0	19
27	0	0	1	28
21	0	0	0	21
11	0	0	0	11
9	0	0	0	9
4	0	0	0	4
4	0	0	0	4
4	0	0	0	4
8	0	0	0	8
4	0	0	0	4
2	0	0	0	2
0	0	0	0	0
2	0	0	0	2
1	0	0	0	1
0	0	0	0	0
1	0	0	0	1
0	0	0	0	0
0	0	0	0	0
0	0	0	0	0
1	0	0	0	1
0	0	0	0	0
0	0	0	0	0
0	0	0	0	0
1	0	0	0	1
1	0	0	0	1
3	0	0	0	3
1	0	0	0	1
4	0	0	0	4
4	0	0	0	4
11	0	0	0	11
9	0	0	0	9

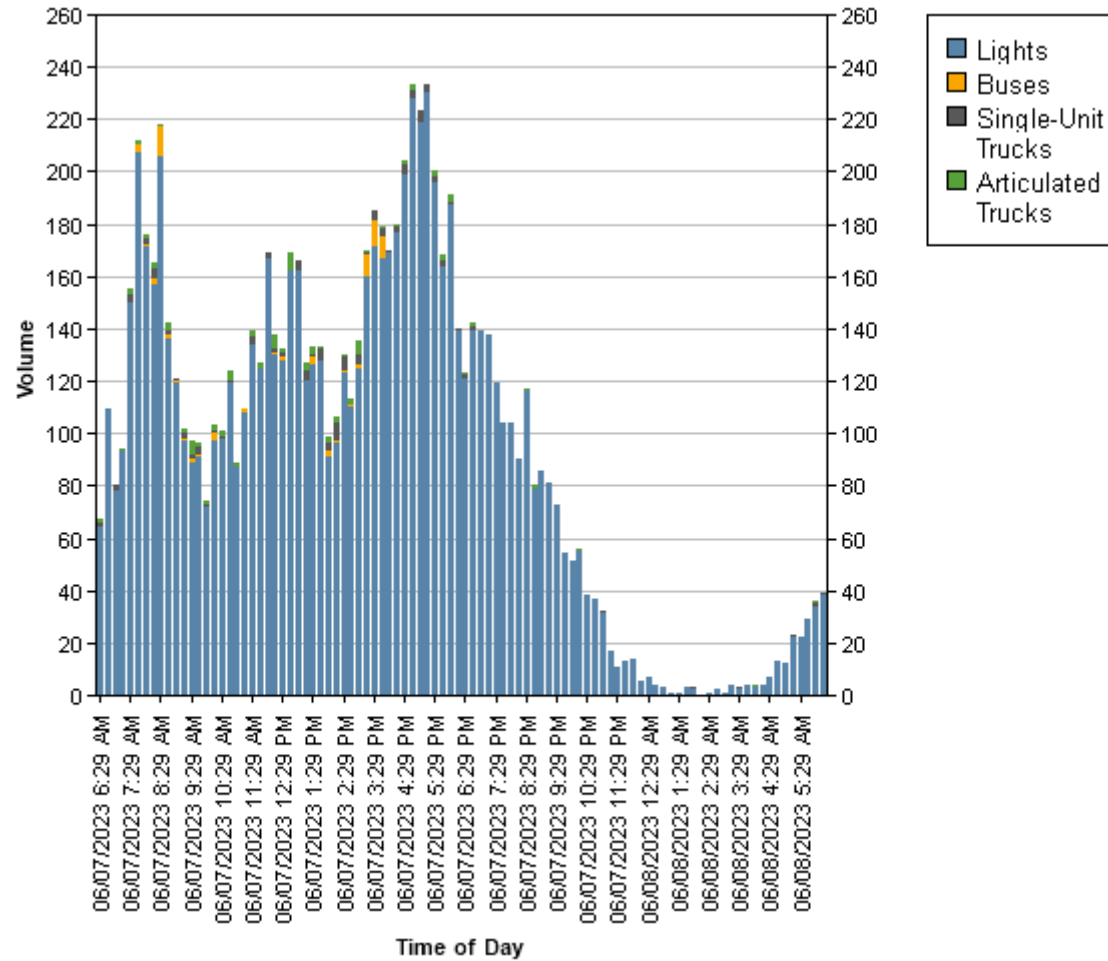
5:14 AM	14	0	1	0	15
5:29 AM	17	0	0	0	17
5:44 AM	25	0	0	0	25
5:59 AM	25	0	0	0	25
6:14 AM	25	0	0	0	25
Total	4289	29	56	57	4431
Total %	96.8	0.7	1.3	1.3	100.0
AM Times	7:44 AM	7:44 AM	7:29 AM	8:44 AM	7:44 AM
AM Peaks	446	9	3	7	459
PM Times	4:29 PM	2:59 PM	1:44 PM	12:14 PM	4:29 PM
PM Peaks	384	12	12	10	395



City of Lloydminster  
4420-50 Avenue

Lloydminster, Alberta, Canada T9V 0W2  
(780) 875-6184 waguinaldo@lloydminster.ca

Count Name: 25 Street and 57 Avenue (West Leg)  
Site Code: 2557W  
Start Date: 06/07/2023  
Page No: 7





City of Lloydminster  
4420-50 Avenue

Lloydminster, Alberta, Canada T9V 0W2  
(780) 875-6184 waguinaldo@lloydminster.ca

Count Name: 25 Street and 57 Avenue (West Leg)  
Site Code: 2557W  
Start Date: 06/07/2023  
Page No: 1

**Direction (Southbound)**

Start Time	Lights	Buses	Single-Unit Trucks	Articulated Trucks	Total
6:29 AM	17	0	0	0	17
6:44 AM	21	0	0	0	21
6:59 AM	22	0	2	0	24
7:14 AM	32	0	0	1	33
7:29 AM	48	0	1	0	49
7:44 AM	74	2	0	0	76
7:59 AM	82	0	2	2	86
8:14 AM	66	1	3	2	72
8:29 AM	73	5	0	0	78
8:44 AM	48	2	1	1	52
8:59 AM	62	0	0	0	62
9:14 AM	57	1	1	0	59
9:29 AM	45	1	0	2	48
9:44 AM	41	1	2	1	45
9:59 AM	29	0	1	0	30
10:14 AM	52	0	1	2	55
10:29 AM	53	0	0	1	54
10:44 AM	63	0	0	1	64
10:59 AM	47	0	0	2	49
11:14 AM	60	1	0	0	61
11:29 AM	76	0	2	1	79
11:44 AM	71	0	0	0	71
11:59 AM	92	0	0	0	92
12:14 PM	68	0	0	2	70
12:29 PM	66	1	2	0	69
12:44 PM	71	0	0	2	73
12:59 PM	68	0	3	0	71
1:14 PM	62	0	0	1	63
1:29 PM	73	3	0	0	76
1:44 PM	56	0	3	0	59
1:59 PM	42	0	1	1	44
2:14 PM	57	1	3	2	63
2:29 PM	60	0	0	1	61
2:44 PM	67	1	0	0	68
2:59 PM	80	0	2	1	83
3:14 PM	79	4	1	1	85
3:29 PM	91	4	2	0	97
3:44 PM	99	7	0	1	107
3:59 PM	95	0	1	0	96

4:14 PM  
 4:29 PM  
 4:44 PM  
 4:59 PM  
 5:14 PM  
 5:29 PM  
 5:44 PM  
 5:59 PM  
 6:14 PM  
 6:29 PM  
 6:44 PM  
 6:59 PM  
 7:14 PM  
 7:29 PM  
 7:44 PM  
 7:59 PM  
 8:14 PM  
 8:29 PM  
 8:44 PM  
 8:59 PM  
 9:14 PM  
 9:29 PM  
 9:44 PM  
 9:59 PM  
 10:14 PM  
 10:29 PM  
 10:44 PM  
 10:59 PM  
 11:14 PM  
 11:29 PM  
 11:44 PM  
 11:59 PM  
 12:14 AM  
 12:29 AM  
 12:44 AM  
 12:59 AM  
 1:14 AM  
 1:29 AM  
 1:44 AM  
 1:59 AM  
 2:14 AM  
 2:29 AM  
 2:44 AM  
 2:59 AM  
 3:14 AM  
 3:29 AM  
 3:44 AM  
 3:59 AM  
 4:14 AM  
 4:29 AM  
 4:44 AM  
 4:59 AM

103	0	2	1	106
105	0	0	0	105
118	0	3	0	121
126	0	1	0	127
143	0	2	0	145
108	0	0	1	109
81	0	1	1	83
99	0	0	0	99
73	0	1	0	74
69	0	0	0	69
70	0	1	1	72
76	0	0	0	76
73	0	0	0	73
62	0	0	0	62
49	0	0	0	49
50	0	0	0	50
41	0	0	0	41
64	0	0	0	64
50	0	0	0	50
53	0	0	0	53
45	0	0	0	45
44	0	0	0	44
26	0	0	0	26
32	0	0	0	32
28	0	0	0	28
17	0	0	0	17
26	0	0	0	26
22	0	1	0	23
13	0	0	0	13
7	0	0	0	7
9	0	0	0	9
6	0	0	0	6
1	0	0	0	1
5	0	0	0	5
4	0	0	0	4
1	0	0	0	1
0	0	0	0	0
1	0	0	0	1
2	0	0	0	2
2	0	1	0	3
0	0	0	0	0
1	0	0	0	1
1	0	0	0	1
1	0	0	0	1
3	0	0	0	3
1	0	1	0	2
1	0	0	0	1
2	0	0	1	3
0	0	0	0	0
3	0	0	0	3
2	0	0	0	2
3	0	0	0	3



5:14 AM	8	0	0	0	8
5:29 AM	5	0	0	0	5
5:44 AM	4	0	0	0	4
5:59 AM	9	0	1	1	11
6:14 AM	13	0	1	0	14
Total	4326	35	50	34	4445
Total %	97.3	0.8	1.1	0.8	100.0
AM Times	7:44 AM	7:44 AM	7:29 AM	8:44 AM	7:44 AM
AM Peaks	295	8	6	3	312
PM Times	4:29 PM	2:59 PM	1:44 PM	12:14 PM	4:29 PM
PM Peaks	492	15	7	4	498



City of Lloydminster  
4420-50 Avenue

Lloydminster, Alberta, Canada T9V 0W2  
(780) 875-6184 waguinaldo@lloydminster.ca

Count Name: 25 Street and 57 Avenue (West Leg)  
Site Code: 2557W  
Start Date: 06/07/2023  
Page No: 4

**Direction (Northbound)**

Start Time	Lights	Buses	Single-Unit Trucks	Articulated Trucks	Total
6:29 AM	47	0	2	1	50
6:44 AM	88	0	0	0	88
6:59 AM	56	0	0	0	56
7:14 AM	61	0	0	0	61
7:29 AM	102	0	2	2	106
7:44 AM	133	1	0	2	136
7:59 AM	89	1	0	0	90
8:14 AM	91	1	1	0	93
8:29 AM	133	6	0	1	140
8:44 AM	88	0	0	2	90
8:59 AM	57	1	1	0	59
9:14 AM	40	0	1	2	43
9:29 AM	44	0	2	3	49
9:44 AM	50	0	1	0	51
9:59 AM	43	0	0	1	44
10:14 AM	45	3	0	0	48
10:29 AM	45	0	1	1	47
10:44 AM	56	0	1	3	60
10:59 AM	40	0	0	0	40
11:14 AM	48	0	0	0	48
11:29 AM	58	0	1	1	60
11:44 AM	54	0	0	2	56
11:59 AM	75	0	2	0	77
12:14 PM	62	1	1	4	68
12:29 PM	62	0	0	1	63
12:44 PM	91	0	0	5	96
12:59 PM	94	0	1	0	95
1:14 PM	58	0	4	2	64
1:29 PM	53	0	1	3	57
1:44 PM	72	0	1	1	74
1:59 PM	49	2	2	2	55
2:14 PM	39	0	4	0	43
2:29 PM	63	1	5	0	69
2:44 PM	43	0	0	2	45
2:59 PM	45	1	2	4	52
3:14 PM	81	4	0	0	85
3:29 PM	80	6	2	0	88
3:44 PM	68	1	3	0	72
3:59 PM	74	0	0	0	74

4:14 PM  
4:29 PM  
4:44 PM  
4:59 PM  
5:14 PM  
5:29 PM  
5:44 PM  
5:59 PM  
6:14 PM  
6:29 PM  
6:44 PM  
6:59 PM  
7:14 PM  
7:29 PM  
7:44 PM  
7:59 PM  
8:14 PM  
8:29 PM  
8:44 PM  
8:59 PM  
9:14 PM  
9:29 PM  
9:44 PM  
9:59 PM  
10:14 PM  
10:29 PM  
10:44 PM  
10:59 PM  
11:14 PM  
11:29 PM  
11:44 PM  
11:59 PM  
12:14 AM  
12:29 AM  
12:44 AM  
12:59 AM  
1:14 AM  
1:29 AM  
1:44 AM  
1:59 AM  
2:14 AM  
2:29 AM  
2:44 AM  
2:59 AM  
3:14 AM  
3:29 AM  
3:44 AM  
3:59 AM  
4:14 AM  
4:29 AM  
4:44 AM  
4:59 AM

74	0	0	0	74
94	0	4	1	99
110	0	0	2	112
93	0	3	0	96
87	0	1	0	88
88	0	2	1	91
83	0	1	1	85
88	0	1	3	92
66	0	0	0	66
52	0	1	1	54
69	0	1	0	70
63	0	0	0	63
65	0	0	0	65
57	0	0	0	57
55	0	0	0	55
54	0	0	0	54
49	0	0	0	49
52	0	0	1	53
29	0	0	1	30
33	0	0	0	33
36	0	0	0	36
29	0	0	0	29
28	0	0	0	28
19	0	0	0	19
27	0	0	1	28
21	0	0	0	21
11	0	0	0	11
9	0	0	0	9
4	0	0	0	4
4	0	0	0	4
4	0	0	0	4
8	0	0	0	8
4	0	0	0	4
2	0	0	0	2
0	0	0	0	0
2	0	0	0	2
1	0	0	0	1
0	0	0	0	0
1	0	0	0	1
0	0	0	0	0
0	0	0	0	0
0	0	0	0	0
1	0	0	0	1
0	0	0	0	0
0	0	0	0	0
0	0	0	0	0
1	0	0	0	1
1	0	0	0	1
3	0	0	0	3
1	0	0	0	1
4	0	0	0	4
4	0	0	0	4
11	0	0	0	11
9	0	0	0	9

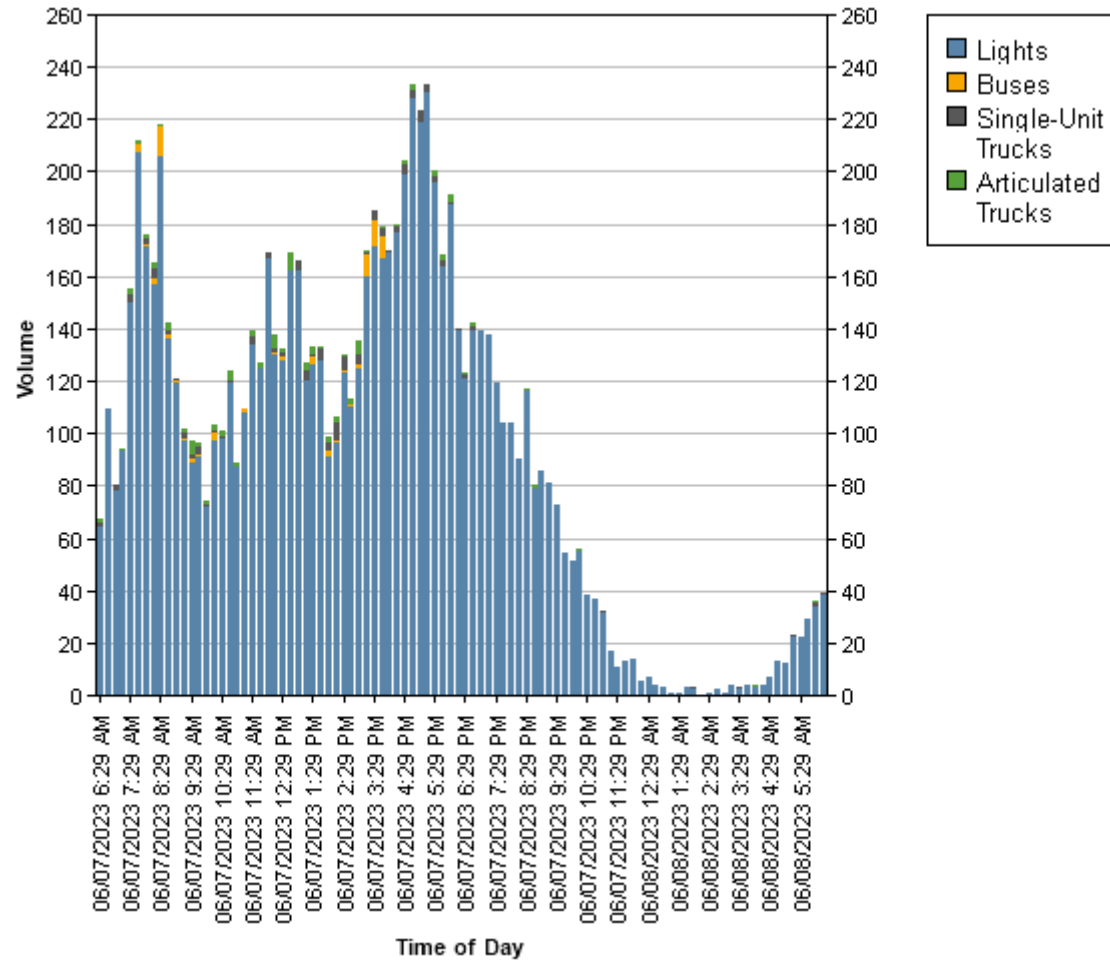
5:14 AM	14	0	1	0	15
5:29 AM	17	0	0	0	17
5:44 AM	25	0	0	0	25
5:59 AM	25	0	0	0	25
6:14 AM	25	0	0	0	25
Total	4289	29	56	57	4431
Total %	96.8	0.7	1.3	1.3	100.0
AM Times	7:44 AM	7:44 AM	7:29 AM	8:44 AM	7:44 AM
AM Peaks	446	9	3	7	459
PM Times	4:29 PM	2:59 PM	1:44 PM	12:14 PM	4:29 PM
PM Peaks	384	12	12	10	395



City of Lloydminster  
4420-50 Avenue

Lloydminster, Alberta, Canada T9V 0W2  
(780) 875-6184 waguinaldo@lloydminster.ca

Count Name: 25 Street and 57 Avenue (West Leg)  
Site Code: 2557W  
Start Date: 06/07/2023  
Page No: 7





City of Lloydminster  
4420-50 Avenue

Lloydminster, Alberta, Canada T9V 0W2  
(780) 875-6184 waguinaldo@lloydminster.ca

Count Name: 29 Street and 59 Avenue (South Leg)  
Site Code: 2959S  
Start Date: 06/07/2023  
Page No: 1

**Direction (Southbound)**

Start Time	Lights	Buses	Single-Unit Trucks	Articulated Trucks	Total
6:37 AM	33	0	0	0	33
6:52 AM	30	0	1	1	32
7:07 AM	32	0	2	0	34
7:22 AM	38	0	5	1	44
7:37 AM	55	0	0	2	57
7:52 AM	89	0	1	1	91
8:07 AM	81	2	2	3	88
8:22 AM	91	2	2	2	97
8:37 AM	82	6	1	0	89
8:52 AM	66	1	2	1	70
9:07 AM	71	1	1	0	73
9:22 AM	66	0	1	1	68
9:37 AM	54	1	1	3	59
9:52 AM	57	1	1	0	59
10:07 AM	55	0	4	2	61
10:22 AM	73	0	1	0	74
10:37 AM	60	1	1	1	63
10:52 AM	75	0	1	1	77
11:07 AM	66	1	2	1	70
11:22 AM	102	0	0	0	102
11:37 AM	106	0	1	2	109
11:52 AM	99	1	0	0	100
12:07 PM	125	1	0	0	126
12:22 PM	124	0	1	3	128
12:37 PM	97	2	0	0	99
12:52 PM	85	0	1	1	87
1:07 PM	76	0	0	0	76
1:22 PM	84	1	0	1	86
1:37 PM	79	2	2	0	83
1:52 PM	66	0	1	1	68
2:07 PM	77	0	1	2	80
2:22 PM	84	1	4	0	89
2:37 PM	90	0	0	1	91
2:52 PM	98	1	0	0	99
3:07 PM	110	0	1	2	113
3:22 PM	135	7	1	0	143
3:37 PM	150	6	2	2	160
3:52 PM	135	8	2	0	145
4:07 PM	134	0	6	0	140

4:22 PM  
4:37 PM  
4:52 PM  
5:07 PM  
5:22 PM  
5:37 PM  
5:52 PM  
6:07 PM  
6:22 PM  
6:37 PM  
6:52 PM  
7:07 PM  
7:22 PM  
7:37 PM  
7:52 PM  
8:07 PM  
8:22 PM  
8:37 PM  
8:52 PM  
9:07 PM  
9:22 PM  
9:37 PM  
9:52 PM  
10:07 PM  
10:22 PM  
10:37 PM  
10:52 PM  
11:07 PM  
11:22 PM  
11:37 PM  
11:52 PM  
12:07 AM  
12:22 AM  
12:37 AM  
12:52 AM  
1:07 AM  
1:22 AM  
1:37 AM  
1:52 AM  
2:07 AM  
2:22 AM  
2:37 AM  
2:52 AM  
3:07 AM  
3:22 AM  
3:37 AM  
3:52 AM  
4:07 AM  
4:22 AM  
4:37 AM  
4:52 AM  
5:07 AM

132	0	3	1	136
179	0	0	0	179
181	0	5	0	186
218	0	1	0	219
187	0	0	0	187
152	0	0	1	153
131	0	0	1	132
133	0	1	0	134
100	0	0	0	100
103	0	0	1	104
114	0	0	0	114
134	0	0	0	134
106	0	0	0	106
80	0	0	0	80
76	0	0	0	76
79	0	0	0	79
81	0	0	0	81
95	0	0	0	95
72	0	0	0	72
80	0	0	0	80
62	0	0	0	62
60	0	0	0	60
47	0	0	0	47
56	0	0	0	56
35	0	0	0	35
26	0	0	0	26
41	0	0	0	41
19	0	1	0	20
19	0	0	0	19
8	0	0	0	8
13	0	0	0	13
7	0	0	0	7
7	0	0	0	7
7	0	0	0	7
2	0	0	0	2
1	0	0	0	1
3	0	0	0	3
0	0	0	0	0
4	0	0	0	4
2	0	1	0	3
1	0	0	0	1
0	0	0	0	0
2	0	0	0	2
1	0	0	0	1
3	0	1	0	4
3	0	0	0	3
0	0	0	1	1
2	0	0	0	2
1	0	0	0	1
3	0	0	0	3
1	0	0	0	1
9	0	0	0	9

5:22 AM	11	0	1	0	12
5:37 AM	9	0	0	0	9
5:52 AM	8	0	0	0	8
6:07 AM	12	0	4	0	16
6:22 AM	21	0	0	0	21
6:37 AM	1	0	0	0	1
Total	6170	46	70	40	6326
Total %	97.5	0.7	1.1	0.6	100.0
AM Times	7:52 AM	8:07 AM	6:37 AM	9:22 AM	7:52 AM
AM Peaks	343	11	8	6	365
PM Times	4:37 PM	3:07 PM	3:37 PM	12:07 PM	4:37 PM
PM Peaks	765	21	13	4	771





City of Lloydminster  
4420-50 Avenue

Lloydminster, Alberta, Canada T9V 0W2  
(780) 875-6184 waguinaldo@lloydminster.ca

Count Name: 29 Street and 59 Avenue (South Leg)  
Site Code: 2959S  
Start Date: 06/07/2023  
Page No: 4

**Direction (Northbound)**

Start Time	Lights	Buses	Single-Unit Trucks	Articulated Trucks	Total
6:37 AM	91	0	3	0	94
6:52 AM	96	0	0	0	96
7:07 AM	75	0	0	0	75
7:22 AM	97	0	3	0	100
7:37 AM	170	0	1	3	174
7:52 AM	202	0	1	1	204
8:07 AM	121	1	0	0	122
8:22 AM	164	6	4	0	174
8:37 AM	174	5	1	2	182
8:52 AM	134	0	0	1	135
9:07 AM	80	1	2	0	83
9:22 AM	56	1	2	2	61
9:37 AM	70	0	1	3	74
9:52 AM	72	0	0	0	72
10:07 AM	74	0	1	2	77
10:22 AM	70	4	2	1	77
10:37 AM	81	0	0	2	83
10:52 AM	67	1	0	3	71
11:07 AM	65	1	0	0	66
11:22 AM	66	0	2	0	68
11:37 AM	67	0	1	1	69
11:52 AM	83	0	2	0	85
12:07 PM	99	0	0	2	101
12:22 PM	83	1	2	4	90
12:37 PM	94	1	0	1	96
12:52 PM	144	0	4	2	150
1:07 PM	113	0	1	2	116
1:22 PM	75	0	5	1	81
1:37 PM	74	0	3	3	80
1:52 PM	81	0	3	1	85
2:07 PM	64	2	0	2	68
2:22 PM	80	0	2	0	82
2:37 PM	77	1	4	5	87
2:52 PM	64	0	0	1	65
3:07 PM	78	2	2	1	83
3:22 PM	99	7	1	0	107
3:37 PM	105	4	2	0	111
3:52 PM	100	1	3	0	104
4:07 PM	110	0	1	0	111

4:22 PM  
4:37 PM  
4:52 PM  
5:07 PM  
5:22 PM  
5:37 PM  
5:52 PM  
6:07 PM  
6:22 PM  
6:37 PM  
6:52 PM  
7:07 PM  
7:22 PM  
7:37 PM  
7:52 PM  
8:07 PM  
8:22 PM  
8:37 PM  
8:52 PM  
9:07 PM  
9:22 PM  
9:37 PM  
9:52 PM  
10:07 PM  
10:22 PM  
10:37 PM  
10:52 PM  
11:07 PM  
11:22 PM  
11:37 PM  
11:52 PM  
12:07 AM  
12:22 AM  
12:37 AM  
12:52 AM  
1:07 AM  
1:22 AM  
1:37 AM  
1:52 AM  
2:07 AM  
2:22 AM  
2:37 AM  
2:52 AM  
3:07 AM  
3:22 AM  
3:37 AM  
3:52 AM  
4:07 AM  
4:22 AM  
4:37 AM  
4:52 AM  
5:07 AM

114	0	4	0	118
123	0	1	1	125
144	0	1	2	147
134	0	4	0	138
135	0	1	0	136
124	0	2	1	127
126	0	0	1	127
104	0	2	3	109
93	0	1	0	94
88	0	3	0	91
86	0	0	0	86
73	0	0	0	73
91	0	0	0	91
75	0	0	0	75
69	0	0	0	69
59	0	0	0	59
63	0	0	1	64
49	0	0	0	49
39	0	0	1	40
54	0	0	0	54
37	0	0	0	37
46	0	0	0	46
36	0	0	0	36
29	0	0	1	30
18	0	0	0	18
23	0	0	0	23
13	0	0	0	13
15	0	0	0	15
9	0	0	0	9
5	0	0	0	5
6	0	0	0	6
10	0	0	0	10
5	0	0	0	5
4	0	0	0	4
1	0	0	0	1
3	0	0	0	3
0	0	0	0	0
3	0	0	0	3
0	0	0	0	0
1	0	0	0	1
1	0	0	0	1
2	0	0	0	2
1	0	0	0	1
0	0	0	0	0
1	0	0	0	1
2	0	0	0	2
4	0	0	0	4
1	0	0	0	1
7	0	0	0	7
6	0	0	0	6
16	0	0	0	16
13	0	0	0	13

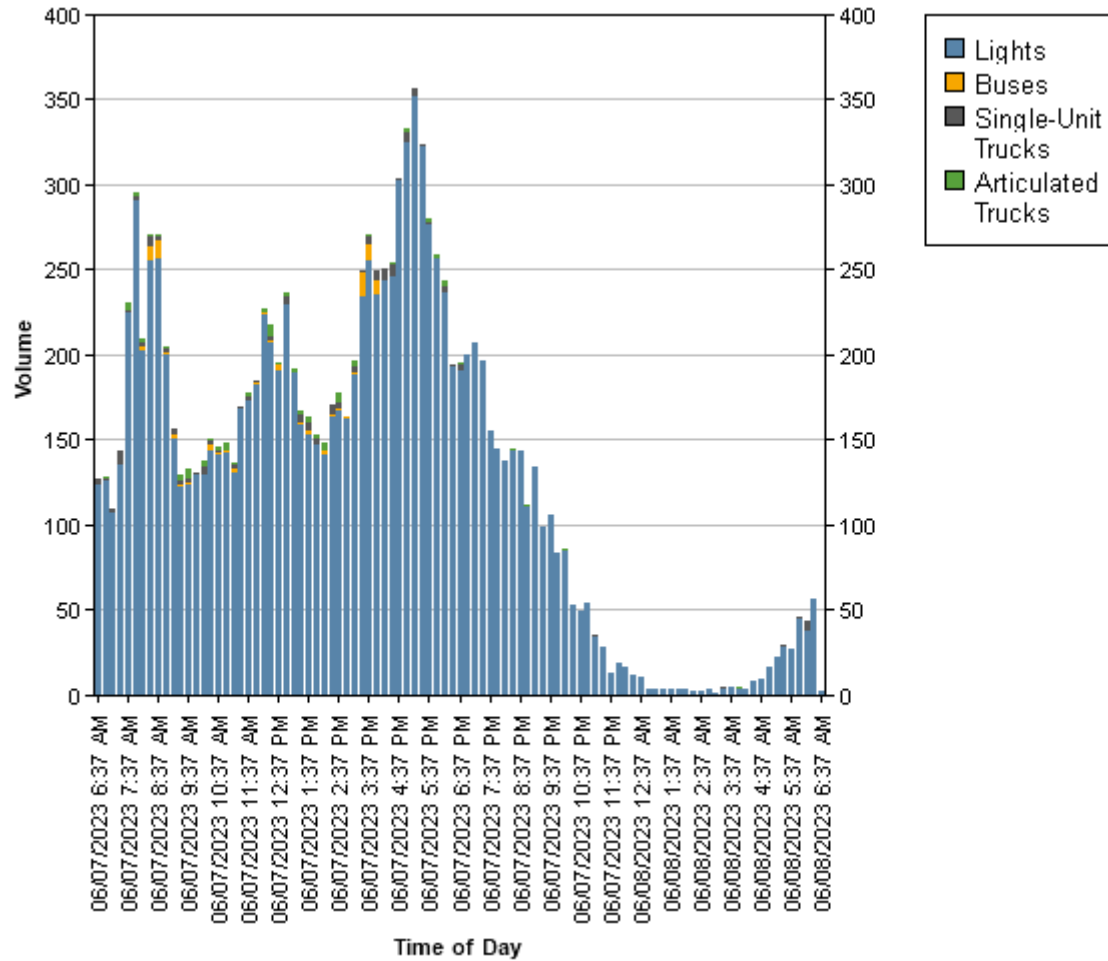
5:22 AM	17	0	1	0	18
5:37 AM	18	0	0	0	18
5:52 AM	37	0	1	0	38
6:07 AM	26	0	1	0	27
6:22 AM	35	0	0	0	35
6:37 AM	1	0	0	0	1
Total	6010	39	81	57	6187
Total %	97.1	0.6	1.3	0.9	100.0
AM Times	7:52 AM	8:07 AM	6:37 AM	9:22 AM	7:52 AM
AM Peaks	661	12	6	7	682
PM Times	4:37 PM	3:07 PM	3:37 PM	12:07 PM	4:37 PM
PM Peaks	536	14	10	9	546



City of Lloydminster  
4420-50 Avenue

Lloydminster, Alberta, Canada T9V 0W2  
(780) 875-6184 waguinaldo@lloydminster.ca

Count Name: 29 Street and 59 Avenue (South Leg)  
Site Code: 2959S  
Start Date: 06/07/2023  
Page No: 7





City of Lloydminster  
4420-50 Avenue

Lloydminster, Alberta, Canada T9V 0W2  
(780) 875-6184 waguinaldo@lloydminster.ca

Count Name: 36 Street and 47 Avenue (East Leg)  
Site Code: 3647E  
Start Date: 06/22/2023  
Page No: 1

**Direction (Westbound)**

Start Time	Lights	Buses	Single-Unit Trucks	Articulated Trucks	Total
7:13 AM	24	0	0	0	24
7:28 AM	43	4	2	0	49
7:43 AM	40	1	0	0	41
7:58 AM	45	1	0	0	46
8:13 AM	36	3	0	0	39
8:28 AM	52	6	0	1	59
8:43 AM	56	0	0	0	56
8:58 AM	26	1	0	0	27
9:13 AM	39	1	2	0	42
9:28 AM	24	0	0	0	24
9:43 AM	25	0	0	0	25
9:58 AM	33	1	1	0	35
10:13 AM	22	0	0	0	22
10:28 AM	27	0	0	0	27
10:43 AM	28	0	4	0	32
10:58 AM	29	0	0	0	29
11:13 AM	45	0	0	0	45
11:28 AM	30	1	0	0	31
11:43 AM	44	2	1	0	47
11:58 AM	35	0	1	0	36
12:13 PM	43	0	0	0	43
12:28 PM	40	0	0	0	40
12:43 PM	44	1	0	0	45
12:58 PM	31	0	0	0	31
1:13 PM	32	0	2	0	34
1:28 PM	36	1	0	0	37
1:43 PM	35	0	0	0	35
1:58 PM	36	1	0	0	37
2:13 PM	24	1	1	0	26
2:28 PM	37	2	0	0	39
2:43 PM	42	1	4	0	47
2:58 PM	33	0	0	0	33
3:13 PM	50	0	2	0	52
3:28 PM	34	2	0	0	36
3:43 PM	44	0	1	0	45
3:58 PM	49	0	0	0	49
4:13 PM	46	0	0	0	46
4:28 PM	66	0	0	0	66
4:43 PM	64	0	1	0	65

4:58 PM  
5:13 PM  
5:28 PM  
5:43 PM  
5:58 PM  
6:13 PM  
6:28 PM  
6:43 PM  
6:58 PM  
7:13 PM  
7:28 PM  
7:43 PM  
7:58 PM  
8:13 PM  
8:28 PM  
8:43 PM  
8:58 PM  
9:13 PM  
9:28 PM  
9:43 PM  
9:58 PM  
10:13 PM  
10:28 PM  
10:43 PM  
10:58 PM  
11:13 PM  
11:28 PM  
11:43 PM  
11:58 PM  
12:13 AM  
12:28 AM  
12:43 AM  
12:58 AM  
1:13 AM  
1:28 AM  
1:43 AM  
1:58 AM  
2:13 AM  
2:28 AM  
2:43 AM  
2:58 AM  
3:13 AM  
3:28 AM  
3:43 AM  
3:58 AM  
4:13 AM  
4:28 AM  
4:43 AM  
4:58 AM  
5:13 AM  
5:28 AM  
5:43 AM

45	0	2	0	47
67	0	1	0	68
53	0	0	0	53
45	0	0	0	45
56	0	0	0	56
55	0	0	0	55
45	0	0	0	45
23	0	0	0	23
43	0	0	0	43
27	0	0	0	27
33	0	0	0	33
34	0	0	0	34
38	0	1	0	39
24	0	0	0	24
35	0	0	0	35
27	0	0	0	27
19	0	0	0	19
29	0	0	0	29
18	0	0	0	18
23	0	0	0	23
15	0	0	0	15
23	0	0	1	24
13	0	0	0	13
13	0	0	0	13
10	0	0	0	10
5	0	0	0	5
14	0	0	0	14
7	0	0	0	7
11	0	1	0	12
4	0	0	0	4
5	0	0	0	5
1	0	0	0	1
4	0	0	0	4
7	0	0	0	7
4	0	0	0	4
1	0	0	0	1
6	0	0	0	6
3	0	0	0	3
1	0	0	0	1
3	0	0	0	3
4	0	0	0	4
0	0	0	0	0
1	0	0	0	1
3	0	0	0	3
0	0	0	0	0
2	0	0	0	2
1	0	0	0	1
6	0	0	0	6
2	0	0	0	2
4	0	0	0	4
3	0	0	0	3
9	0	0	0	9

5:58 AM	2	0	1	0	3
6:13 AM	5	0	0	0	5
6:28 AM	17	0	0	0	17
6:43 AM	21	0	1	0	22
6:58 AM	12	0	1	0	13
Total	2470	30	30	2	2532
Total %	97.6	1.2	1.2	0.1	100.0
AM Times	7:58 AM	7:43 AM	9:58 AM	7:43 AM	7:58 AM
AM Peaks	189	11	5	1	200
PM Times	4:28 PM	3:13 PM	2:43 PM	12:13 PM	4:28 PM
PM Peaks	242	2	6	0	246



City of Lloydminster  
4420-50 Avenue

Lloydminster, Alberta, Canada T9V 0W2  
(780) 875-6184 waguinaldo@lloydminster.ca

Count Name: 36 Street and 47 Avenue (East Leg)  
Site Code: 3647E  
Start Date: 06/22/2023  
Page No: 4

**Direction (Eastbound)**

Start Time	Lights	Buses	Single-Unit Trucks	Articulated Trucks	Total
7:13 AM	18	0	0	0	18
7:28 AM	33	0	0	0	33
7:43 AM	46	0	0	0	46
7:58 AM	44	0	0	0	44
8:13 AM	33	2	0	0	35
8:28 AM	36	0	0	0	36
8:43 AM	39	1	0	0	40
8:58 AM	28	0	2	0	30
9:13 AM	20	1	0	0	21
9:28 AM	17	0	1	0	18
9:43 AM	17	0	0	0	17
9:58 AM	21	0	1	0	22
10:13 AM	24	0	0	0	24
10:28 AM	15	0	0	0	15
10:43 AM	37	0	1	0	38
10:58 AM	31	1	0	0	32
11:13 AM	32	0	0	0	32
11:28 AM	34	0	1	0	35
11:43 AM	42	0	0	0	42
11:58 AM	26	0	0	0	26
12:13 PM	38	0	2	0	40
12:28 PM	35	0	1	1	37
12:43 PM	32	0	1	0	33
12:58 PM	36	0	0	0	36
1:13 PM	40	0	0	0	40
1:28 PM	47	1	0	0	48
1:43 PM	32	0	0	0	32
1:58 PM	28	0	0	0	28
2:13 PM	35	0	0	0	35
2:28 PM	37	0	1	0	38
2:43 PM	41	0	0	0	41
2:58 PM	40	1	2	0	43
3:13 PM	49	1	0	0	50
3:28 PM	48	0	2	0	50
3:43 PM	41	2	0	0	43
3:58 PM	42	2	0	0	44
4:13 PM	39	0	0	0	39
4:28 PM	48	0	1	0	49
4:43 PM	56	0	2	0	58



4:58 PM  
5:13 PM  
5:28 PM  
5:43 PM  
5:58 PM  
6:13 PM  
6:28 PM  
6:43 PM  
6:58 PM  
7:13 PM  
7:28 PM  
7:43 PM  
7:58 PM  
8:13 PM  
8:28 PM  
8:43 PM  
8:58 PM  
9:13 PM  
9:28 PM  
9:43 PM  
9:58 PM  
10:13 PM  
10:28 PM  
10:43 PM  
10:58 PM  
11:13 PM  
11:28 PM  
11:43 PM  
11:58 PM  
12:13 AM  
12:28 AM  
12:43 AM  
12:58 AM  
1:13 AM  
1:28 AM  
1:43 AM  
1:58 AM  
2:13 AM  
2:28 AM  
2:43 AM  
2:58 AM  
3:13 AM  
3:28 AM  
3:43 AM  
3:58 AM  
4:13 AM  
4:28 AM  
4:43 AM  
4:58 AM  
5:13 AM  
5:28 AM  
5:43 AM

56	0	0	0	56
46	1	0	0	47
49	0	0	0	49
56	0	0	0	56
57	0	0	0	57
56	0	0	0	56
43	0	0	0	43
44	0	0	0	44
38	0	0	0	38
43	0	0	0	43
27	0	0	0	27
36	0	1	0	37
37	0	0	0	37
41	0	0	0	41
38	0	0	0	38
36	0	0	0	36
33	0	0	0	33
29	0	0	0	29
25	0	0	0	25
23	0	0	0	23
16	0	0	0	16
22	0	0	0	22
14	0	0	0	14
18	0	0	0	18
10	0	0	0	10
9	0	0	0	9
12	0	0	0	12
9	0	0	0	9
5	0	0	0	5
6	0	0	0	6
3	0	0	0	3
2	0	0	0	2
4	0	0	0	4
2	0	0	0	2
2	0	0	0	2
3	0	0	0	3
1	0	0	0	1
4	0	0	0	4
2	0	0	0	2
4	0	0	0	4
1	0	0	0	1
0	0	0	0	0
4	0	0	0	4
2	0	0	0	2
3	0	0	0	3
3	0	0	0	3
7	0	0	0	7
3	0	0	0	3
8	0	0	0	8
7	0	0	0	7
8	0	0	0	8

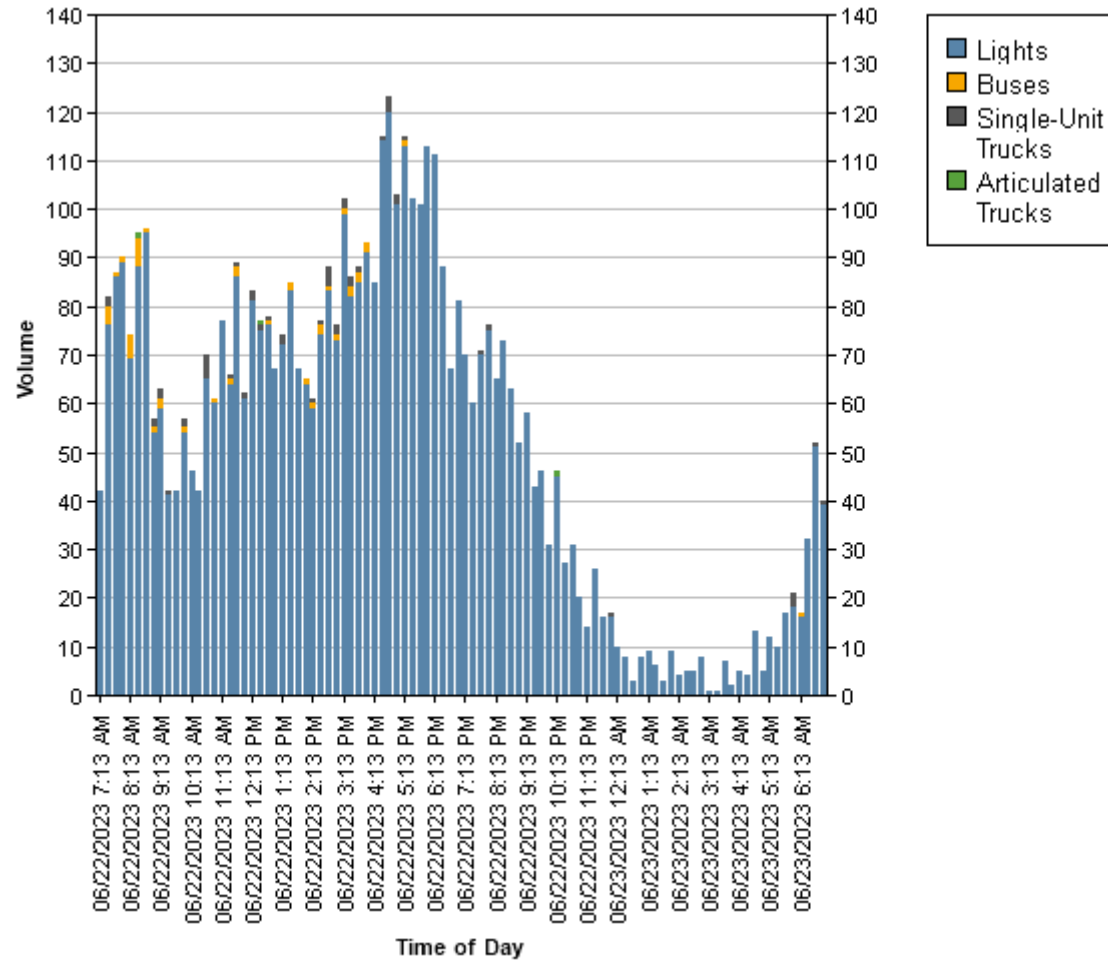
5:58 AM	16	0	2	0	18
6:13 AM	11	1	0	0	12
6:28 AM	15	0	0	0	15
6:43 AM	30	0	0	0	30
6:58 AM	27	0	0	0	27
Total	2465	14	21	1	2501
Total %	98.6	0.6	0.8	0.0	100.0
AM Times	7:58 AM	7:43 AM	9:58 AM	7:43 AM	7:58 AM
AM Peaks	152	2	2	0	155
PM Times	4:28 PM	3:13 PM	2:43 PM	12:13 PM	4:28 PM
PM Peaks	206	5	4	1	210



City of Lloydminster  
4420-50 Avenue

Lloydminster, Alberta, Canada T9V 0W2  
(780) 875-6184 waguinaldo@lloydminster.ca

Count Name: 36 Street and 47 Avenue (East Leg)  
Site Code: 3647E  
Start Date: 06/22/2023  
Page No: 7





City of Lloydminster  
4420-50 Avenue

Lloydminster, Alberta, Canada T9V 0W2  
(780) 875-6184 waguinaldo@lloydminster.ca

Count Name: 36 Street and 47 Avenue (West Leg)  
Site Code: 3647W  
Start Date: 06/22/2023  
Page No: 1

**Direction (Westbound)**

Start Time	Lights	Buses	Single-Unit Trucks	Articulated Trucks	Total
7:04 AM	25	0	0	0	25
7:19 AM	51	1	0	0	52
7:34 AM	75	3	0	0	78
7:49 AM	73	0	0	0	73
8:04 AM	63	5	0	0	68
8:19 AM	68	3	0	0	71
8:34 AM	72	0	0	0	72
8:49 AM	59	1	0	0	60
9:04 AM	35	0	1	0	36
9:19 AM	39	2	0	1	42
9:34 AM	39	0	0	0	39
9:49 AM	51	0	1	0	52
10:04 AM	33	0	0	0	33
10:19 AM	45	0	0	0	45
10:34 AM	46	0	2	0	48
10:49 AM	47	0	2	0	49
11:04 AM	62	0	0	0	62
11:19 AM	44	0	0	0	44
11:34 AM	66	0	2	0	68
11:49 AM	53	2	0	0	55
12:04 PM	56	0	0	0	56
12:19 PM	54	0	0	0	54
12:34 PM	76	0	0	0	76
12:49 PM	76	0	0	0	76
1:04 PM	46	0	1	0	47
1:19 PM	52	0	1	0	53
1:34 PM	50	2	0	0	52
1:49 PM	47	1	0	0	48
2:04 PM	49	1	1	0	51
2:19 PM	40	1	0	0	41
2:34 PM	70	3	3	0	76
2:49 PM	53	1	1	0	55
3:04 PM	64	0	0	0	64
3:19 PM	64	0	1	0	65
3:34 PM	81	2	0	0	83
3:49 PM	73	0	1	0	74
4:04 PM	67	0	0	0	67
4:19 PM	66	0	0	0	66
4:34 PM	84	0	1	0	85

4:49 PM  
 5:04 PM  
 5:19 PM  
 5:34 PM  
 5:49 PM  
 6:04 PM  
 6:19 PM  
 6:34 PM  
 6:49 PM  
 7:04 PM  
 7:19 PM  
 7:34 PM  
 7:49 PM  
 8:04 PM  
 8:19 PM  
 8:34 PM  
 8:49 PM  
 9:04 PM  
 9:19 PM  
 9:34 PM  
 9:49 PM  
 10:04 PM  
 10:19 PM  
 10:34 PM  
 10:49 PM  
 11:04 PM  
 11:19 PM  
 11:34 PM  
 11:49 PM  
 12:04 AM  
 12:19 AM  
 12:34 AM  
 12:49 AM  
 1:04 AM  
 1:19 AM  
 1:34 AM  
 1:49 AM  
 2:04 AM  
 2:19 AM  
 2:34 AM  
 2:49 AM  
 3:04 AM  
 3:19 AM  
 3:34 AM  
 3:49 AM  
 4:04 AM  
 4:19 AM  
 4:34 AM  
 4:49 AM  
 5:04 AM  
 5:19 AM  
 5:34 AM

71	1	2	0	74
74	0	1	0	75
90	0	0	0	90
73	1	0	0	74
66	0	0	0	66
76	0	0	0	76
61	0	0	0	61
55	0	0	0	55
58	0	0	0	58
49	0	1	0	50
43	0	0	0	43
52	0	0	0	52
63	0	1	0	64
43	0	0	0	43
40	0	0	0	40
67	0	0	0	67
31	0	0	0	31
32	0	0	0	32
33	0	0	0	33
20	0	0	0	20
19	0	0	0	19
17	0	0	1	18
24	0	0	0	24
18	0	0	0	18
14	0	0	0	14
10	0	0	0	10
11	0	0	0	11
9	0	0	0	9
11	0	0	0	11
10	0	1	0	11
4	0	0	0	4
3	0	0	0	3
5	0	0	0	5
7	0	0	0	7
3	0	0	0	3
3	0	0	0	3
3	0	0	0	3
5	0	0	0	5
2	0	0	0	2
3	0	0	0	3
2	0	0	0	2
2	0	0	0	2
1	0	0	0	1
0	0	0	0	0
3	0	0	0	3
3	0	0	0	3
3	0	0	0	3
1	0	0	0	1
6	0	0	0	6
7	0	0	0	7
7	0	0	0	7
5	0	0	0	5
16	0	0	0	16

5:49 AM	16	0	0	0	16
6:04 AM	12	0	1	0	13
6:19 AM	15	0	0	0	15
6:34 AM	38	0	0	0	38
6:49 AM	31	0	1	0	32
7:04 AM	0	0	0	0	0
Total	3657	30	26	2	3715
Total %	98.4	0.8	0.7	0.1	100.0
AM Times	7:49 AM	7:34 AM	10:34 AM	8:34 AM	7:49 AM
AM Peaks	276	11	4	1	284
PM Times	4:34 PM	2:49 PM	2:04 PM	12:04 PM	4:34 PM
PM Peaks	319	3	5	0	324



City of Lloydminster  
4420-50 Avenue

Lloydminster, Alberta, Canada T9V 0W2  
(780) 875-6184 waguinaldo@lloydminster.ca

Count Name: 36 Street and 47 Avenue (West Leg)  
Site Code: 3647W  
Start Date: 06/22/2023  
Page No: 4

**Direction (Eastbound)**

Start Time	Lights	Buses	Single-Unit Trucks	Articulated Trucks	Total
7:04 AM	24	0	0	0	24
7:19 AM	31	0	0	0	31
7:34 AM	35	0	0	0	35
7:49 AM	66	1	0	0	67
8:04 AM	55	2	0	0	57
8:19 AM	58	2	1	0	61
8:34 AM	48	1	1	0	50
8:49 AM	54	0	2	0	56
9:04 AM	35	0	0	0	35
9:19 AM	32	1	1	0	34
9:34 AM	24	0	1	0	25
9:49 AM	34	1	0	0	35
10:04 AM	46	0	0	0	46
10:19 AM	41	0	0	0	41
10:34 AM	52	0	1	0	53
10:49 AM	49	0	0	0	49
11:04 AM	53	1	0	0	54
11:19 AM	54	1	1	0	56
11:34 AM	50	0	0	0	50
11:49 AM	67	1	2	0	70
12:04 PM	89	0	2	0	91
12:19 PM	73	0	1	1	75
12:34 PM	67	0	0	0	67
12:49 PM	51	0	1	0	52
1:04 PM	55	0	0	0	55
1:19 PM	56	1	1	0	58
1:34 PM	53	1	0	0	54
1:49 PM	43	0	0	0	43
2:04 PM	50	0	0	0	50
2:19 PM	62	0	1	0	63
2:34 PM	61	0	1	0	62
2:49 PM	80	1	0	0	81
3:04 PM	77	8	0	0	85
3:19 PM	83	1	1	0	85
3:34 PM	63	2	1	0	66
3:49 PM	89	2	0	0	91
4:04 PM	62	0	0	0	62
4:19 PM	80	0	1	0	81
4:34 PM	93	0	0	1	94

4:49 PM  
5:04 PM  
5:19 PM  
5:34 PM  
5:49 PM  
6:04 PM  
6:19 PM  
6:34 PM  
6:49 PM  
7:04 PM  
7:19 PM  
7:34 PM  
7:49 PM  
8:04 PM  
8:19 PM  
8:34 PM  
8:49 PM  
9:04 PM  
9:19 PM  
9:34 PM  
9:49 PM  
10:04 PM  
10:19 PM  
10:34 PM  
10:49 PM  
11:04 PM  
11:19 PM  
11:34 PM  
11:49 PM  
12:04 AM  
12:19 AM  
12:34 AM  
12:49 AM  
1:04 AM  
1:19 AM  
1:34 AM  
1:49 AM  
2:04 AM  
2:19 AM  
2:34 AM  
2:49 AM  
3:04 AM  
3:19 AM  
3:34 AM  
3:49 AM  
4:04 AM  
4:19 AM  
4:34 AM  
4:49 AM  
5:04 AM  
5:19 AM  
5:34 AM

105	0	0	0	105
110	0	0	0	110
97	0	0	0	97
91	0	0	0	91
109	0	0	0	109
79	2	0	0	81
85	0	0	0	85
86	0	0	0	86
77	0	0	0	77
68	0	0	0	68
61	0	0	0	61
60	0	0	0	60
59	0	0	0	59
62	0	0	0	62
77	0	0	0	77
75	0	0	0	75
61	0	0	0	61
48	0	0	0	48
60	0	0	0	60
33	0	0	0	33
30	0	0	0	30
30	0	0	0	30
41	0	0	0	41
24	0	0	0	24
20	0	0	0	20
19	0	0	0	19
10	0	0	0	10
10	0	0	0	10
7	0	0	0	7
9	0	0	0	9
10	0	0	0	10
2	0	0	0	2
6	0	0	0	6
5	0	0	0	5
2	0	0	0	2
9	0	0	0	9
2	0	0	0	2
3	0	0	0	3
4	0	0	0	4
2	0	0	0	2
3	0	0	0	3
0	0	0	0	0
2	0	0	0	2
3	0	0	0	3
1	0	1	0	2
2	0	1	0	3
2	0	0	0	2
2	0	0	0	2
5	0	0	0	5
2	0	0	0	2
11	0	0	0	11
5	0	0	0	5



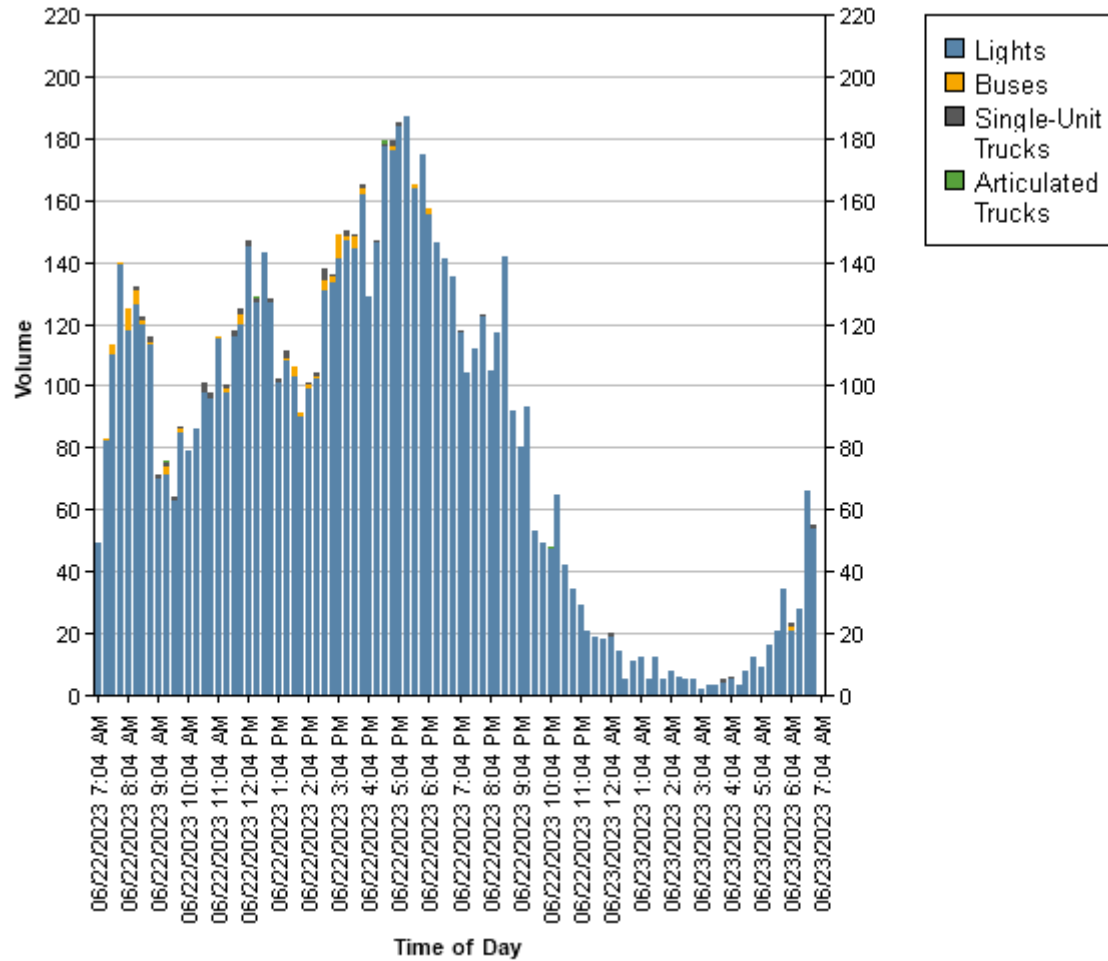
5:49 AM	18	0	0	0	18
6:04 AM	9	1	0	0	10
6:19 AM	13	0	0	0	13
6:34 AM	28	0	0	0	28
6:49 AM	23	0	0	0	23
7:04 AM	0	0	0	0	0
Total	4072	30	22	2	4126
Total %	98.7	0.7	0.5	0.0	100.0
AM Times	7:49 AM	7:34 AM	10:34 AM	8:34 AM	7:49 AM
AM Peaks	227	5	2	0	235
PM Times	4:34 PM	2:49 PM	2:04 PM	12:04 PM	4:34 PM
PM Peaks	405	12	2	1	406



City of Lloydminster  
4420-50 Avenue

Lloydminster, Alberta, Canada T9V 0W2  
(780) 875-6184 waguinaldo@lloydminster.ca

Count Name: 36 Street and 47 Avenue (West Leg)  
Site Code: 3647W  
Start Date: 06/22/2023  
Page No: 7





City of Lloydminster  
4420-50 Avenue

Lloydminster, Alberta, Canada T9V 0W2  
(780) 875-6184 waguinaldo@lloydminster.ca

Count Name: 36 Street and 49 Avenue (North Leg)  
Site Code: 3649N  
Start Date: 06/21/2023  
Page No: 1

**Direction (Southbound)**

Start Time	Lights	Buses	Single-Unit Trucks	Articulated Trucks	Total
6:53 AM	11	0	0	0	11
7:08 AM	6	0	0	0	6
7:23 AM	5	0	2	0	7
7:38 AM	11	1	1	0	13
7:53 AM	21	0	0	0	21
8:08 AM	16	1	0	0	17
8:23 AM	18	1	1	0	20
8:38 AM	29	0	1	0	30
8:53 AM	18	1	1	0	20
9:08 AM	15	0	0	1	16
9:23 AM	9	0	0	0	9
9:38 AM	18	0	1	0	19
9:53 AM	13	1	0	0	14
10:08 AM	22	0	0	0	22
10:23 AM	16	0	0	0	16
10:38 AM	12	0	1	0	13
10:53 AM	18	0	0	0	18
11:08 AM	31	0	0	0	31
11:23 AM	18	0	1	0	19
11:38 AM	34	1	0	0	35
11:53 AM	41	0	0	1	42
12:08 PM	60	0	0	0	60
12:23 PM	28	0	1	0	29
12:38 PM	28	0	0	0	28
12:53 PM	35	0	0	0	35
1:08 PM	31	0	0	0	31
1:23 PM	30	0	0	0	30
1:38 PM	21	0	0	0	21
1:53 PM	29	0	1	0	30
2:08 PM	25	0	0	0	25
2:23 PM	23	2	0	0	25
2:38 PM	24	0	1	0	25
2:53 PM	37	2	0	0	39
3:08 PM	37	3	0	0	40
3:23 PM	26	0	0	0	26
3:38 PM	48	0	0	0	48
3:53 PM	31	1	0	0	32
4:08 PM	48	0	1	0	49
4:23 PM	52	0	0	0	52

4:38 PM  
4:53 PM  
5:08 PM  
5:23 PM  
5:38 PM  
5:53 PM  
6:08 PM  
6:23 PM  
6:38 PM  
6:53 PM  
7:08 PM  
7:23 PM  
7:38 PM  
7:53 PM  
8:08 PM  
8:23 PM  
8:38 PM  
8:53 PM  
9:08 PM  
9:23 PM  
9:38 PM  
9:53 PM  
10:08 PM  
10:23 PM  
10:38 PM  
10:53 PM  
11:08 PM  
11:23 PM  
11:38 PM  
11:53 PM  
12:08 AM  
12:23 AM  
12:38 AM  
12:53 AM  
1:08 AM  
1:23 AM  
1:38 AM  
1:53 AM  
2:08 AM  
2:23 AM  
2:38 AM  
2:53 AM  
3:08 AM  
3:23 AM  
3:38 AM  
3:53 AM  
4:08 AM  
4:23 AM  
4:38 AM  
4:53 AM  
5:08 AM  
5:23 AM

62	0	0	0	62
48	0	0	0	48
80	0	0	0	80
50	0	0	0	50
49	0	0	0	49
21	0	0	0	21
41	0	1	0	42
29	0	0	0	29
30	0	0	0	30
24	0	0	0	24
27	0	0	0	27
23	0	0	0	23
27	0	0	0	27
20	0	0	0	20
27	0	0	0	27
22	0	0	0	22
18	0	0	0	18
22	0	0	0	22
17	0	0	0	17
9	0	0	0	9
4	0	0	0	4
18	0	0	0	18
11	0	0	0	11
5	0	0	0	5
9	0	0	0	9
3	0	0	0	3
1	0	0	0	1
2	0	0	0	2
3	0	0	0	3
1	0	0	0	1
4	0	0	0	4
2	0	0	0	2
3	0	0	0	3
1	0	0	0	1
1	0	0	0	1
0	0	0	0	0
2	0	0	0	2
1	0	0	0	1
2	0	0	0	2
1	0	0	0	1
2	0	0	0	2
1	0	0	0	1
2	0	0	0	2
1	0	0	0	1
0	0	0	0	0
2	0	0	0	2
0	0	0	0	0
1	0	0	0	1
3	0	0	0	3

5:38 AM	2	0	0	0	2
5:53 AM	2	0	0	0	2
6:08 AM	2	0	0	0	2
6:23 AM	2	0	0	0	2
6:38 AM	5	0	0	0	5
Total	1742	14	14	2	1772
Total %	98.3	0.8	0.8	0.1	100.0
AM Times	7:53 AM	7:38 AM	7:08 AM	9:53 AM	7:53 AM
AM Peaks	84	3	3	0	88
PM Times	4:38 PM	3:08 PM	12:08 PM	12:08 PM	4:38 PM
PM Peaks	240	4	1	0	240



City of Lloydminster  
4420-50 Avenue

Lloydminster, Alberta, Canada T9V 0W2  
(780) 875-6184 waguinaldo@lloydminster.ca

Count Name: 36 Street and 49 Avenue (North Leg)  
Site Code: 3649N  
Start Date: 06/21/2023  
Page No: 4

**Direction (Northbound)**

Start Time	Lights	Buses	Single-Unit Trucks	Articulated Trucks	Total
6:53 AM	9	0	0	0	9
7:08 AM	12	0	4	0	16
7:23 AM	14	0	0	0	14
7:38 AM	46	0	0	0	46
7:53 AM	55	1	1	0	57
8:08 AM	30	0	1	0	31
8:23 AM	36	1	0	0	37
8:38 AM	32	0	0	0	32
8:53 AM	18	0	0	0	18
9:08 AM	11	1	0	0	12
9:23 AM	14	1	1	0	16
9:38 AM	23	1	0	0	24
9:53 AM	18	0	0	0	18
10:08 AM	14	0	1	1	16
10:23 AM	18	0	0	1	19
10:38 AM	14	0	0	1	15
10:53 AM	13	0	1	0	14
11:08 AM	13	0	1	0	14
11:23 AM	27	1	0	0	28
11:38 AM	18	1	2	0	21
11:53 AM	25	0	1	0	26
12:08 PM	27	0	2	0	29
12:23 PM	17	0	1	0	18
12:38 PM	27	0	0	0	27
12:53 PM	31	0	2	0	33
1:08 PM	27	0	2	0	29
1:23 PM	20	1	0	0	21
1:38 PM	17	1	0	0	18
1:53 PM	27	0	0	0	27
2:08 PM	19	1	1	0	21
2:23 PM	18	0	0	0	18
2:38 PM	22	0	1	0	23
2:53 PM	30	0	1	0	31
3:08 PM	29	1	1	0	31
3:23 PM	30	2	0	0	32
3:38 PM	24	2	0	0	26
3:53 PM	33	2	0	0	35
4:08 PM	29	0	0	0	29
4:23 PM	30	0	0	0	30

4:38 PM  
4:53 PM  
5:08 PM  
5:23 PM  
5:38 PM  
5:53 PM  
6:08 PM  
6:23 PM  
6:38 PM  
6:53 PM  
7:08 PM  
7:23 PM  
7:38 PM  
7:53 PM  
8:08 PM  
8:23 PM  
8:38 PM  
8:53 PM  
9:08 PM  
9:23 PM  
9:38 PM  
9:53 PM  
10:08 PM  
10:23 PM  
10:38 PM  
10:53 PM  
11:08 PM  
11:23 PM  
11:38 PM  
11:53 PM  
12:08 AM  
12:23 AM  
12:38 AM  
12:53 AM  
1:08 AM  
1:23 AM  
1:38 AM  
1:53 AM  
2:08 AM  
2:23 AM  
2:38 AM  
2:53 AM  
3:08 AM  
3:23 AM  
3:38 AM  
3:53 AM  
4:08 AM  
4:23 AM  
4:38 AM  
4:53 AM  
5:08 AM  
5:23 AM

38	0	0	0	38
33	0	0	0	33
36	0	0	0	36
40	0	1	0	41
29	0	0	0	29
26	0	0	0	26
32	0	0	0	32
33	1	0	0	34
26	0	0	0	26
18	0	0	0	18
19	0	0	0	19
17	0	0	0	17
20	0	0	0	20
19	0	1	0	20
14	0	0	0	14
10	0	0	0	10
11	0	0	0	11
7	0	0	0	7
9	0	0	0	9
2	0	0	0	2
8	0	0	0	8
3	0	0	0	3
6	0	0	0	6
9	0	0	0	9
3	0	0	0	3
6	0	0	0	6
3	0	0	0	3
2	0	0	0	2
2	0	0	0	2
1	0	0	0	1
3	0	0	0	3
1	0	0	0	1
1	0	0	0	1
0	0	0	0	0
1	0	0	0	1
2	0	0	0	2
1	0	0	0	1
1	0	0	0	1
1	0	0	0	1
0	0	0	0	0
0	0	0	0	0
0	0	0	0	0
0	0	0	0	0
0	0	0	0	0
0	0	0	0	0
0	0	0	0	0
3	0	0	0	3
1	0	0	0	1
1	0	0	0	1
1	0	0	0	1
5	0	0	0	5
3	0	0	0	3
4	0	0	0	4

5:38 AM	8	0	0	0	8
5:53 AM	3	0	0	0	3
6:08 AM	11	0	0	0	11
6:23 AM	10	0	0	0	10
6:38 AM	14	0	0	0	14
Total	1474	18	26	3	1521
Total %	96.9	1.2	1.7	0.2	100.0
AM Times	7:53 AM	7:38 AM	7:08 AM	9:53 AM	7:53 AM
AM Peaks	153	2	5	3	157
PM Times	4:38 PM	3:08 PM	12:08 PM	12:08 PM	4:38 PM
PM Peaks	147	7	5	0	148

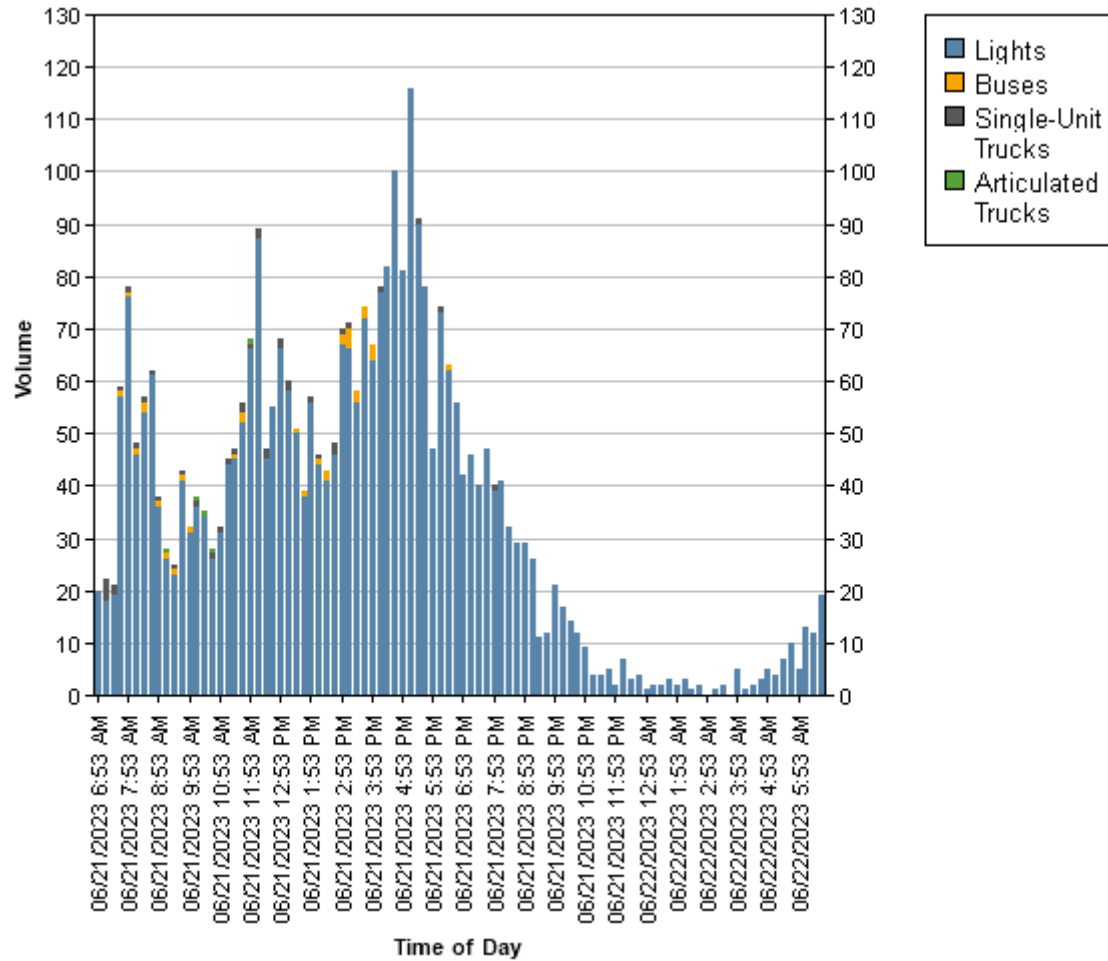




City of Lloydminster  
4420-50 Avenue

Lloydminster, Alberta, Canada T9V 0W2  
(780) 875-6184 waguinaldo@lloydminster.ca

Count Name: 36 Street and 49 Avenue (North Leg)  
Site Code: 3649N  
Start Date: 06/21/2023  
Page No: 7





City of Lloydminster  
4420-50 Avenue

Lloydminster, Alberta, Canada T9V 0W2  
(780) 875-6184 waguinaldo@lloydminster.ca

Count Name: 36 Street and 50 Avenue (East Leg)  
Site Code: 3650E  
Start Date: 06/21/2023  
Page No: 1

**Direction (Westbound)**

Start Time	Lights	Buses	Single-Unit Trucks	Articulated Trucks	Total
6:42 AM	43	0	0	0	43
6:57 AM	31	1	0	0	32
7:12 AM	34	1	0	0	35
7:27 AM	58	4	0	2	64
7:42 AM	92	0	1	0	93
7:57 AM	69	4	0	0	73
8:12 AM	75	3	0	0	78
8:27 AM	72	4	0	0	76
8:42 AM	86	1	0	0	87
8:57 AM	33	0	1	0	34
9:12 AM	45	4	0	1	50
9:27 AM	40	0	0	0	40
9:42 AM	57	1	0	0	58
9:57 AM	53	0	1	0	54
10:12 AM	56	0	0	0	56
10:27 AM	39	0	0	0	39
10:42 AM	56	1	1	0	58
10:57 AM	57	1	0	0	58
11:12 AM	51	0	0	0	51
11:27 AM	59	2	0	0	61
11:42 AM	75	0	0	0	75
11:57 AM	70	0	0	1	71
12:12 PM	72	1	0	0	73
12:27 PM	81	0	0	0	81
12:42 PM	80	1	0	0	81
12:57 PM	56	1	0	0	57
1:12 PM	62	1	0	0	63
1:27 PM	59	0	0	0	59
1:42 PM	79	0	0	0	79
1:57 PM	50	2	1	0	53
2:12 PM	53	2	0	0	55
2:27 PM	59	3	0	0	62
2:42 PM	69	0	1	0	70
2:57 PM	54	0	0	0	54
3:12 PM	74	3	0	0	77
3:27 PM	62	2	0	0	64
3:42 PM	93	1	0	0	94
3:57 PM	85	0	0	0	85
4:12 PM	89	0	0	0	89

4:27 PM  
4:42 PM  
4:57 PM  
5:12 PM  
5:27 PM  
5:42 PM  
5:57 PM  
6:12 PM  
6:27 PM  
6:42 PM  
6:57 PM  
7:12 PM  
7:27 PM  
7:42 PM  
7:57 PM  
8:12 PM  
8:27 PM  
8:42 PM  
8:57 PM  
9:12 PM  
9:27 PM  
9:42 PM  
9:57 PM  
10:12 PM  
10:27 PM  
10:42 PM  
10:57 PM  
11:12 PM  
11:27 PM  
11:42 PM  
11:57 PM  
12:12 AM  
12:27 AM  
12:42 AM  
12:57 AM  
1:12 AM  
1:27 AM  
1:42 AM  
1:57 AM  
2:12 AM  
2:27 AM  
2:42 AM  
2:57 AM  
3:12 AM  
3:27 AM  
3:42 AM  
3:57 AM  
4:12 AM  
4:27 AM  
4:42 AM  
4:57 AM  
5:12 AM

90	0	0	0	90
84	0	0	0	84
97	0	0	0	97
91	0	0	0	91
70	0	0	0	70
82	0	0	0	82
84	0	0	0	84
83	0	1	0	84
69	0	0	0	69
63	0	0	0	63
61	0	0	0	61
64	0	0	0	64
67	0	0	0	67
52	0	0	0	52
44	0	0	0	44
57	0	0	0	57
69	0	0	0	69
43	0	0	0	43
34	0	0	0	34
49	0	0	0	49
23	0	0	0	23
33	0	0	0	33
27	0	0	0	27
25	0	1	0	26
20	0	0	0	20
26	0	0	0	26
12	0	0	0	12
6	0	0	0	6
15	0	0	0	15
8	0	0	0	8
10	0	0	0	10
9	0	0	0	9
4	0	0	0	4
2	0	0	0	2
4	0	0	0	4
4	0	0	0	4
6	0	0	0	6
3	0	0	0	3
1	0	0	0	1
4	0	0	0	4
2	0	0	0	2
2	0	0	0	2
4	0	0	0	4
2	0	0	0	2
3	0	0	0	3
1	0	0	0	1
4	0	0	0	4
2	0	0	0	2
4	0	0	0	4
8	0	0	0	8
10	0	0	0	10
12	0	0	0	12

5:27 AM	20	0	0	0	20
5:42 AM	15	0	0	0	15
5:57 AM	15	1	0	0	16
6:12 AM	25	0	0	0	25
6:27 AM	37	0	0	0	37
Total	4189	45	8	4	4246
Total %	98.7	1.1	0.2	0.1	100.0
AM Times	7:42 AM	7:57 AM	8:57 AM	6:42 AM	7:42 AM
AM Peaks	308	12	1	2	320
PM Times	4:27 PM	2:57 PM	12:12 PM	12:12 PM	4:27 PM
PM Peaks	362	6	0	0	362



City of Lloydminster  
4420-50 Avenue

Lloydminster, Alberta, Canada T9V 0W2  
(780) 875-6184 waguinaldo@lloydminster.ca

Count Name: 36 Street and 50 Avenue (East Leg)  
Site Code: 3650E  
Start Date: 06/21/2023  
Page No: 4

**Direction (Eastbound)**

Start Time	Lights	Buses	Single-Unit Trucks	Articulated Trucks	Total
6:42 AM	37	0	0	0	37
6:57 AM	20	0	0	0	20
7:12 AM	31	0	0	0	31
7:27 AM	31	0	0	0	31
7:42 AM	48	0	0	0	48
7:57 AM	59	1	0	0	60
8:12 AM	54	1	0	0	55
8:27 AM	62	2	0	0	64
8:42 AM	37	2	0	0	39
8:57 AM	38	1	0	0	39
9:12 AM	20	1	1	0	22
9:27 AM	36	2	2	0	40
9:42 AM	30	1	1	0	32
9:57 AM	31	0	0	0	31
10:12 AM	49	0	0	0	49
10:27 AM	37	0	1	0	38
10:42 AM	48	0	1	0	49
10:57 AM	47	0	0	0	47
11:12 AM	44	2	1	0	47
11:27 AM	47	2	0	0	49
11:42 AM	55	0	0	0	55
11:57 AM	58	0	0	0	58
12:12 PM	61	0	0	0	61
12:27 PM	63	0	2	0	65
12:42 PM	70	0	2	0	72
12:57 PM	64	0	0	0	64
1:12 PM	43	0	0	0	43
1:27 PM	51	1	0	0	52
1:42 PM	54	0	0	0	54
1:57 PM	53	1	0	0	54
2:12 PM	55	0	0	0	55
2:27 PM	51	0	0	0	51
2:42 PM	74	0	0	0	74
2:57 PM	70	1	0	0	71
3:12 PM	88	2	1	0	91
3:27 PM	51	0	0	0	51
3:42 PM	80	2	0	0	82
3:57 PM	83	1	0	0	84
4:12 PM	73	0	0	0	73

4:27 PM  
4:42 PM  
4:57 PM  
5:12 PM  
5:27 PM  
5:42 PM  
5:57 PM  
6:12 PM  
6:27 PM  
6:42 PM  
6:57 PM  
7:12 PM  
7:27 PM  
7:42 PM  
7:57 PM  
8:12 PM  
8:27 PM  
8:42 PM  
8:57 PM  
9:12 PM  
9:27 PM  
9:42 PM  
9:57 PM  
10:12 PM  
10:27 PM  
10:42 PM  
10:57 PM  
11:12 PM  
11:27 PM  
11:42 PM  
11:57 PM  
12:12 AM  
12:27 AM  
12:42 AM  
12:57 AM  
1:12 AM  
1:27 AM  
1:42 AM  
1:57 AM  
2:12 AM  
2:27 AM  
2:42 AM  
2:57 AM  
3:12 AM  
3:27 AM  
3:42 AM  
3:57 AM  
4:12 AM  
4:27 AM  
4:42 AM  
4:57 AM  
5:12 AM

89	0	0	0	89
102	0	0	0	102
82	0	0	0	82
98	0	1	0	99
96	0	0	0	96
70	0	0	0	70
83	0	1	0	84
90	1	1	0	92
74	0	1	0	75
75	0	0	0	75
55	0	0	0	55
58	0	0	0	58
49	0	0	0	49
65	0	0	0	65
40	0	0	0	40
56	0	1	0	57
38	0	0	0	38
39	0	0	0	39
45	0	0	0	45
39	0	0	0	39
42	0	0	0	42
25	0	0	0	25
25	0	0	0	25
35	0	1	0	36
18	0	0	0	18
15	0	0	0	15
21	0	0	0	21
15	0	0	0	15
13	0	1	0	14
14	0	0	0	14
7	0	0	0	7
9	0	0	0	9
5	0	0	0	5
4	0	0	0	4
5	0	0	0	5
4	0	0	0	4
6	0	0	0	6
3	0	0	0	3
2	0	0	0	2
2	0	0	0	2
2	0	0	0	2
2	0	0	0	2
2	0	0	0	2
1	0	0	0	1
0	0	0	0	0
0	0	0	0	0
0	0	0	0	0
2	0	0	0	2
3	0	0	0	3
0	0	0	0	0
4	0	0	0	4
5	0	0	0	5
3	0	0	0	3

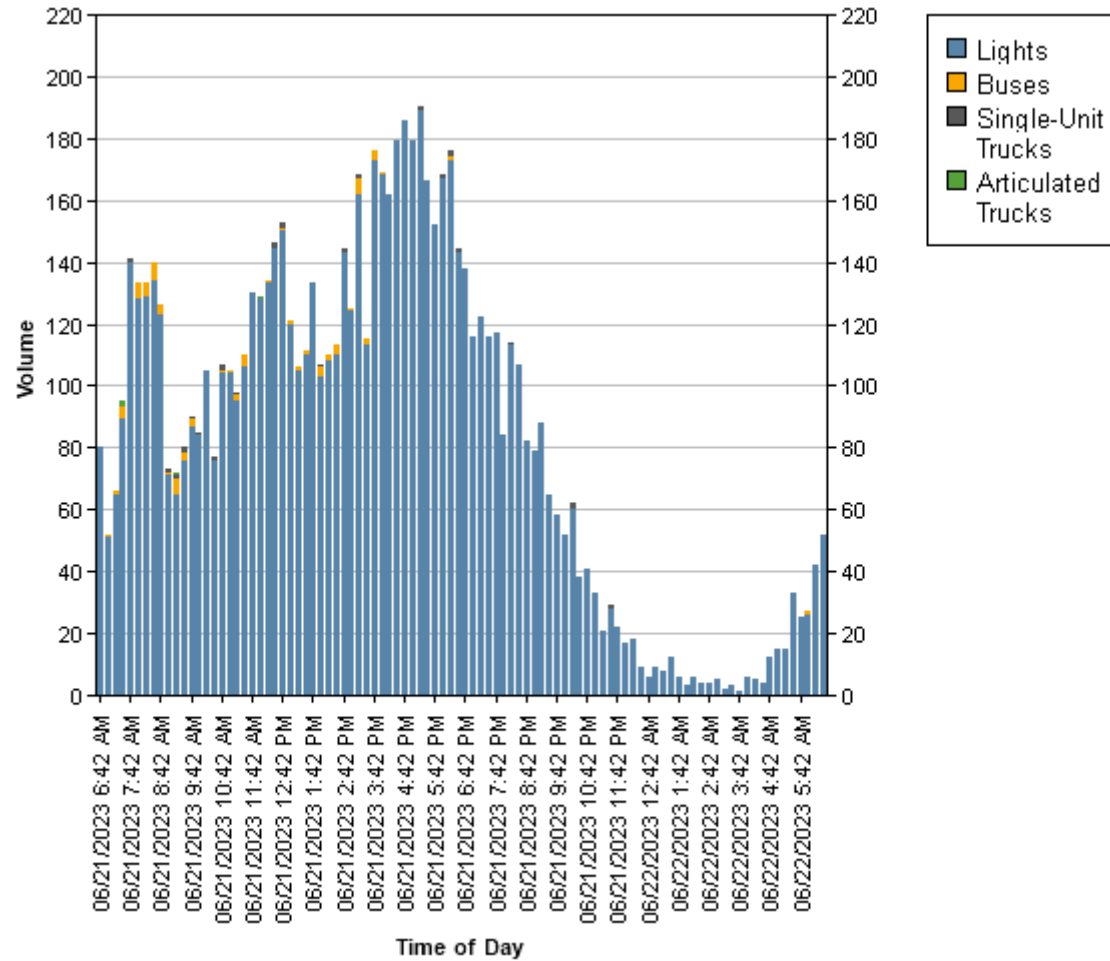
5:27 AM	13	0	0	0	13
5:42 AM	10	0	0	0	10
5:57 AM	11	0	0	0	11
6:12 AM	17	0	0	0	17
6:27 AM	15	0	0	0	15
Total	3704	24	19	0	3747
Total %	98.9	0.6	0.5	0.0	100.0
AM Times	7:42 AM	7:57 AM	8:57 AM	6:42 AM	7:42 AM
AM Peaks	223	6	4	0	227
PM Times	4:27 PM	2:57 PM	12:12 PM	12:12 PM	4:27 PM
PM Peaks	371	5	4	0	372



City of Lloydminster  
4420-50 Avenue

Lloydminster, Alberta, Canada T9V 0W2  
(780) 875-6184 waguinaldo@lloydminster.ca

Count Name: 36 Street and 50 Avenue (East Leg)  
Site Code: 3650E  
Start Date: 06/21/2023  
Page No: 7







City of Lloydminster  
4420-50 Avenue

Lloydminster, Alberta, Canada T9V 0W2  
(780) 875-6184 waguinaldo@lloydminster.ca

Count Name: 36 Street and 50 Avenue (South  
Leg)  
Site Code: 3650S  
Start Date: 06/20/2023  
Page No: 1

**Direction (Southbound)**

Start Time	Lights	Buses	Single-Unit Trucks	Articulated Trucks	Total
6:37 AM	24	1	0	0	25
6:52 AM	30	0	0	1	31
7:07 AM	36	1	0	0	37
7:22 AM	56	0	0	0	56
7:37 AM	74	1	0	1	76
7:52 AM	72	1	0	1	74
8:07 AM	72	8	0	0	80
8:22 AM	84	0	1	0	85
8:37 AM	77	2	0	1	80
8:52 AM	95	1	1	0	97
9:07 AM	86	1	1	1	89
9:22 AM	80	0	0	1	81
9:37 AM	101	0	2	0	103
9:52 AM	88	0	1	0	89
10:07 AM	85	0	1	0	86
10:22 AM	121	0	0	0	121
10:37 AM	102	0	1	0	103
10:52 AM	114	1	2	0	117
11:07 AM	118	0	3	0	121
11:22 AM	150	0	1	0	151
11:37 AM	130	0	2	1	133
11:52 AM	142	0	6	1	149
12:07 PM	157	2	1	0	160
12:22 PM	145	1	0	1	147
12:37 PM	136	0	1	0	137
12:52 PM	126	0	0	0	126
1:07 PM	145	0	2	1	148
1:22 PM	129	0	1	1	131
1:37 PM	149	0	0	0	149
1:52 PM	128	2	0	0	130
2:07 PM	131	1	0	2	134
2:22 PM	130	0	2	1	133
2:37 PM	140	0	1	0	141
2:52 PM	138	1	1	0	140
3:07 PM	136	0	1	0	137
3:22 PM	145	0	0	0	145
3:37 PM	134	1	1	1	137
3:52 PM	165	0	1	0	166
4:07 PM	165	0	0	0	165

4:22 PM  
4:37 PM  
4:52 PM  
5:07 PM  
5:22 PM  
5:37 PM  
5:52 PM  
6:07 PM  
6:22 PM  
6:37 PM  
6:52 PM  
7:07 PM  
7:22 PM  
7:37 PM  
7:52 PM  
8:07 PM  
8:22 PM  
8:37 PM  
8:52 PM  
9:07 PM  
9:22 PM  
9:37 PM  
9:52 PM  
10:07 PM  
10:22 PM  
10:37 PM  
10:52 PM  
11:07 PM  
11:22 PM  
11:37 PM  
11:52 PM  
12:07 AM  
12:22 AM  
12:37 AM  
12:52 AM  
1:07 AM  
1:22 AM  
1:37 AM  
1:52 AM  
2:07 AM  
2:22 AM  
2:37 AM  
2:52 AM  
3:07 AM  
3:22 AM  
3:37 AM  
3:52 AM  
4:07 AM  
4:22 AM  
4:37 AM  
4:52 AM  
5:07 AM

150	0	0	0	150
168	0	2	1	171
178	0	3	0	181
185	0	1	1	187
158	0	1	0	159
129	0	0	1	130
137	0	1	1	139
144	0	0	0	144
98	0	0	0	98
108	0	0	0	108
117	0	1	0	118
111	0	0	0	111
96	0	2	0	98
121	0	1	0	122
84	0	0	0	84
86	0	0	0	86
81	0	0	0	81
66	0	0	0	66
70	0	0	0	70
67	0	0	0	67
77	0	0	0	77
56	0	0	0	56
48	0	0	1	49
45	0	0	0	45
40	0	0	0	40
32	0	0	0	32
18	0	0	0	18
23	0	0	0	23
19	0	0	0	19
13	0	0	0	13
11	0	0	0	11
2	0	0	0	2
5	0	0	0	5
7	0	0	0	7
6	0	0	0	6
5	0	0	0	5
6	0	1	0	7
0	0	0	0	0
4	0	1	0	5
3	0	0	0	3
5	0	0	0	5
2	0	0	0	2
1	0	0	0	1
3	0	0	0	3
0	0	0	0	0
3	0	0	0	3
2	0	1	0	3
3	0	0	0	3
2	0	0	0	2
4	0	0	0	4
6	0	0	0	6
9	0	0	0	9

5:22 AM	10	0	1	0	11
5:37 AM	7	0	1	1	9
5:52 AM	21	0	1	0	22
6:07 AM	16	0	1	0	17
6:22 AM	35	0	0	0	35
Total	7239	25	53	21	7338
Total %	98.7	0.3	0.7	0.3	100.0
AM Times	11:07 AM	7:52 AM	11:07 AM	9:07 AM	11:07 AM
AM Peaks	540	11	12	2	554
PM Times	4:37 PM	2:52 PM	12:37 PM	1:52 PM	4:37 PM
PM Peaks	689	2	4	3	698



City of Lloydminster  
4420-50 Avenue

Lloydminster, Alberta, Canada T9V 0W2  
(780) 875-6184 waguinaldo@lloydminster.ca

Count Name: 36 Street and 50 Avenue (South Leg)  
Site Code: 3650S  
Start Date: 06/20/2023  
Page No: 4

**Direction (Northbound)**

Start Time	Lights	Buses	Single-Unit Trucks	Articulated Trucks	Total
6:37 AM	71	0	0	0	71
6:52 AM	71	0	0	0	71
7:07 AM	61	0	0	1	62
7:22 AM	66	0	1	0	67
7:37 AM	129	0	1	1	131
7:52 AM	149	1	1	0	151
8:07 AM	121	4	1	2	128
8:22 AM	137	2	1	0	140
8:37 AM	134	0	1	0	135
8:52 AM	126	0	3	0	129
9:07 AM	108	0	1	2	111
9:22 AM	105	0	0	0	105
9:37 AM	117	1	0	1	119
9:52 AM	139	0	1	1	141
10:07 AM	114	0	1	1	116
10:22 AM	128	0	3	0	131
10:37 AM	123	0	1	0	124
10:52 AM	127	0	1	0	128
11:07 AM	130	1	2	0	133
11:22 AM	123	0	2	0	125
11:37 AM	123	0	0	0	123
11:52 AM	147	0	1	1	149
12:07 PM	150	0	1	0	151
12:22 PM	132	0	1	0	133
12:37 PM	161	0	4	0	165
12:52 PM	170	2	3	1	176
1:07 PM	134	0	1	1	136
1:22 PM	131	0	1	0	132
1:37 PM	115	0	2	0	117
1:52 PM	147	0	1	0	148
2:07 PM	139	0	0	0	139
2:22 PM	130	0	0	0	130
2:37 PM	115	2	2	3	122
2:52 PM	127	0	1	0	128
3:07 PM	131	2	0	0	133
3:22 PM	138	0	0	1	139
3:37 PM	124	2	1	1	128
3:52 PM	117	0	1	0	118
4:07 PM	127	0	2	0	129

4:22 PM  
4:37 PM  
4:52 PM  
5:07 PM  
5:22 PM  
5:37 PM  
5:52 PM  
6:07 PM  
6:22 PM  
6:37 PM  
6:52 PM  
7:07 PM  
7:22 PM  
7:37 PM  
7:52 PM  
8:07 PM  
8:22 PM  
8:37 PM  
8:52 PM  
9:07 PM  
9:22 PM  
9:37 PM  
9:52 PM  
10:07 PM  
10:22 PM  
10:37 PM  
10:52 PM  
11:07 PM  
11:22 PM  
11:37 PM  
11:52 PM  
12:07 AM  
12:22 AM  
12:37 AM  
12:52 AM  
1:07 AM  
1:22 AM  
1:37 AM  
1:52 AM  
2:07 AM  
2:22 AM  
2:37 AM  
2:52 AM  
3:07 AM  
3:22 AM  
3:37 AM  
3:52 AM  
4:07 AM  
4:22 AM  
4:37 AM  
4:52 AM  
5:07 AM

136	0	2	0	138
139	0	0	0	139
148	0	0	0	148
151	0	1	1	153
129	0	0	1	130
124	0	1	0	125
105	0	0	0	105
118	0	0	1	119
100	0	0	0	100
113	0	0	0	113
85	0	0	0	85
114	0	0	0	114
88	0	0	1	89
83	0	0	0	83
66	0	0	0	66
78	0	1	0	79
62	0	0	0	62
59	0	0	0	59
53	0	0	0	53
46	0	0	0	46
36	0	0	0	36
46	0	0	0	46
34	0	0	0	34
34	0	0	0	34
22	0	0	1	23
29	0	0	0	29
18	0	0	0	18
16	0	0	0	16
12	0	1	1	14
12	0	0	0	12
8	0	0	1	9
4	0	0	0	4
5	0	0	0	5
7	0	0	0	7
4	0	0	0	4
2	0	0	0	2
5	0	0	0	5
2	0	0	0	2
4	0	1	0	5
4	0	0	0	4
1	0	0	0	1
1	0	0	0	1
3	0	0	0	3
7	0	0	0	7
3	0	0	0	3
3	0	0	0	3
8	0	0	0	8
7	0	0	0	7
12	0	0	0	12
12	0	0	0	12
11	0	0	0	11
14	0	1	0	15

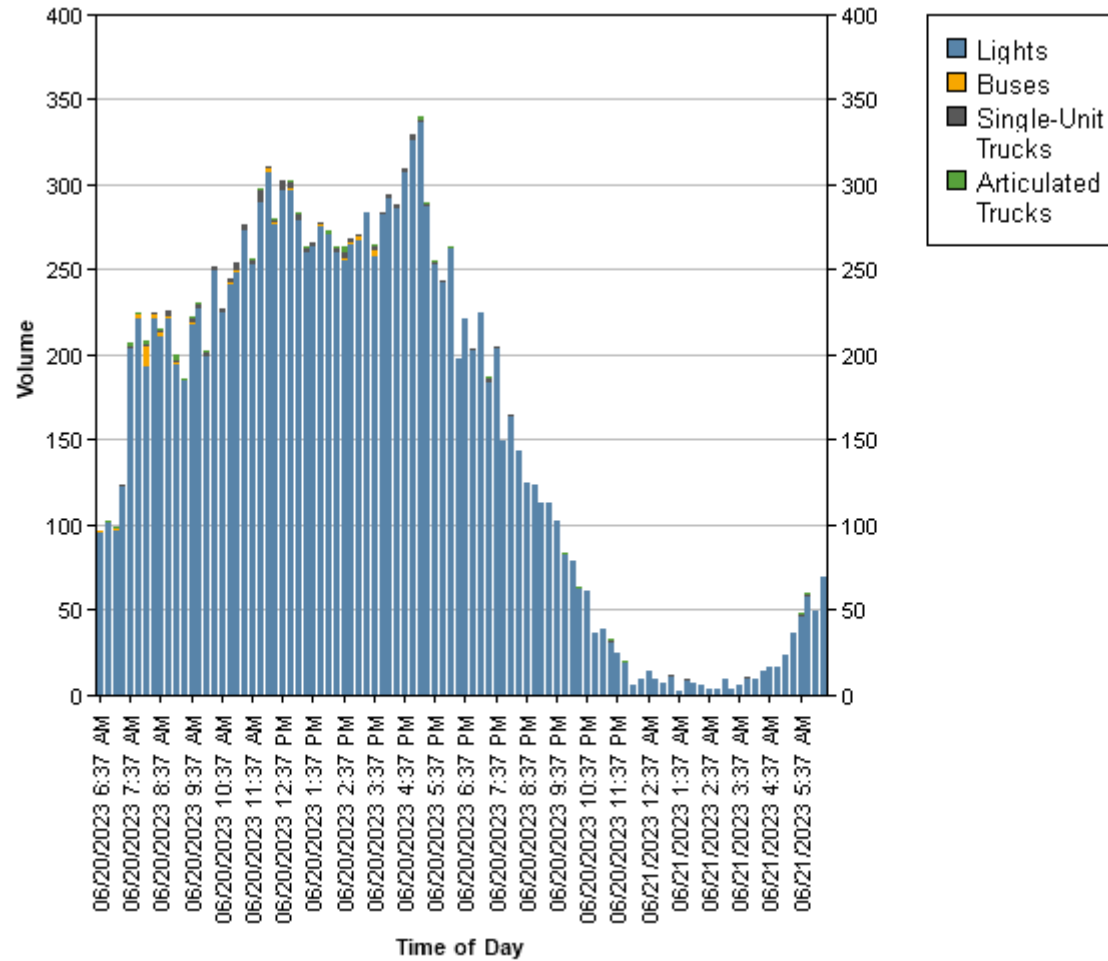
5:22 AM	26	0	0	0	26
5:37 AM	39	0	0	0	39
5:52 AM	37	0	0	1	38
6:07 AM	33	0	0	0	33
6:22 AM	34	0	1	0	35
Total	7389	17	52	25	7483
Total %	98.7	0.2	0.7	0.3	100.0
AM Times	11:07 AM	7:52 AM	11:07 AM	9:07 AM	11:07 AM
AM Peaks	523	7	5	4	530
PM Times	4:37 PM	2:52 PM	12:37 PM	1:52 PM	4:37 PM
PM Peaks	567	4	9	3	570



City of Lloydminster  
4420-50 Avenue

Lloydminster, Alberta, Canada T9V 0W2  
(780) 875-6184 waguinaldo@lloydminster.ca

Count Name: 36 Street and 50 Avenue (South Leg)  
Site Code: 3650S  
Start Date: 06/20/2023  
Page No: 7





City of Lloydminster  
4420-50 Avenue

Lloydminster, Alberta, Canada T9V 0W2  
(780) 875-6184 waguinaldo@lloydminster.ca

Count Name: 36 Street and 50 Avenue (West Leg)  
Site Code: 3650W  
Start Date: 06/20/2023  
Page No: 1

**Direction (Westbound)**

Start Time	Lights	Buses	Single-Unit Trucks	Articulated Trucks	Total
6:34 AM	27	0	0	0	27
6:49 AM	46	0	0	0	46
7:04 AM	26	1	0	0	27
7:19 AM	27	0	0	0	27
7:34 AM	66	5	1	0	72
7:49 AM	71	0	0	0	71
8:04 AM	70	1	0	0	71
8:19 AM	64	5	2	0	71
8:34 AM	66	4	0	0	70
8:49 AM	76	0	0	0	76
9:04 AM	54	1	3	0	58
9:19 AM	52	0	1	0	53
9:34 AM	45	0	1	0	46
9:49 AM	59	1	1	0	61
10:04 AM	40	1	0	0	41
10:19 AM	56	0	0	0	56
10:34 AM	53	0	0	1	54
10:49 AM	62	1	0	0	63
11:04 AM	43	0	2	0	45
11:19 AM	53	0	0	0	53
11:34 AM	86	0	0	1	87
11:49 AM	65	0	0	0	65
12:04 PM	96	1	0	0	97
12:19 PM	85	1	1	0	87
12:34 PM	68	1	0	0	69
12:49 PM	92	0	0	0	92
1:04 PM	85	0	0	0	85
1:19 PM	75	0	0	0	75
1:34 PM	69	0	1	0	70
1:49 PM	63	1	0	0	64
2:04 PM	57	0	1	0	58
2:19 PM	63	1	0	0	64
2:34 PM	77	1	1	0	79
2:49 PM	63	1	0	0	64
3:04 PM	81	0	2	0	83
3:19 PM	79	2	0	0	81
3:34 PM	88	5	1	0	94
3:49 PM	77	0	0	0	77
4:04 PM	89	0	0	0	89



4:19 PM  
4:34 PM  
4:49 PM  
5:04 PM  
5:19 PM  
5:34 PM  
5:49 PM  
6:04 PM  
6:19 PM  
6:34 PM  
6:49 PM  
7:04 PM  
7:19 PM  
7:34 PM  
7:49 PM  
8:04 PM  
8:19 PM  
8:34 PM  
8:49 PM  
9:04 PM  
9:19 PM  
9:34 PM  
9:49 PM  
10:04 PM  
10:19 PM  
10:34 PM  
10:49 PM  
11:04 PM  
11:19 PM  
11:34 PM  
11:49 PM  
12:04 AM  
12:19 AM  
12:34 AM  
12:49 AM  
1:04 AM  
1:19 AM  
1:34 AM  
1:49 AM  
2:04 AM  
2:19 AM  
2:34 AM  
2:49 AM  
3:04 AM  
3:19 AM  
3:34 AM  
3:49 AM  
4:04 AM  
4:19 AM  
4:34 AM  
4:49 AM  
5:04 AM

87	0	0	0	87
106	0	0	0	106
97	0	1	0	98
104	0	0	0	104
86	0	0	0	86
85	0	0	0	85
82	0	0	0	82
81	0	0	0	81
65	0	0	0	65
65	0	0	0	65
76	0	0	0	76
73	0	0	0	73
54	0	0	0	54
39	0	0	0	39
39	0	0	0	39
50	0	1	0	51
61	0	0	0	61
40	0	0	0	40
34	0	0	0	34
36	0	0	0	36
25	0	0	0	25
36	0	0	0	36
25	0	0	0	25
21	0	0	0	21
20	0	0	0	20
17	0	0	0	17
12	0	0	0	12
14	0	0	0	14
7	0	0	0	7
7	0	0	0	7
9	0	0	0	9
5	0	0	0	5
4	0	0	0	4
1	0	0	0	1
4	0	0	0	4
4	0	0	0	4
2	0	0	0	2
1	0	0	0	1
1	0	0	0	1
1	0	0	0	1
2	0	0	0	2
1	0	0	0	1
1	0	0	0	1
1	0	0	0	1
1	0	0	0	1
5	0	0	0	5
2	0	0	0	2
1	0	0	0	1
1	0	0	0	1
4	0	0	0	4
7	0	0	0	7
4	0	0	0	4
3	0	0	0	3

5:19 AM	11	0	1	0	12
5:34 AM	12	0	0	0	12
5:49 AM	15	0	1	0	16
6:04 AM	15	0	1	0	16
6:19 AM	16	0	0	0	16
6:34 AM	0	0	0	0	0
Total	4191	34	23	2	4250
Total %	98.6	0.8	0.5	0.0	100.0
AM Times	7:49 AM	8:19 AM	9:04 AM	8:19 AM	7:49 AM
AM Peaks	271	10	6	0	283
PM Times	4:34 PM	3:19 PM	2:04 PM	12:04 PM	4:34 PM
PM Peaks	393	7	2	0	394



City of Lloydminster  
4420-50 Avenue

Lloydminster, Alberta, Canada T9V 0W2  
(780) 875-6184 waguinaldo@lloydminster.ca

Count Name: 36 Street and 50 Avenue (West Leg)  
Site Code: 3650W  
Start Date: 06/20/2023  
Page No: 4

**Direction (Eastbound)**

Start Time	Lights	Buses	Single-Unit Trucks	Articulated Trucks	Total
6:34 AM	18	1	2	0	21
6:49 AM	28	0	2	0	30
7:04 AM	16	0	1	0	17
7:19 AM	30	0	0	0	30
7:34 AM	34	0	0	0	34
7:49 AM	70	1	0	0	71
8:04 AM	50	0	0	0	50
8:19 AM	60	1	2	0	63
8:34 AM	44	2	0	0	46
8:49 AM	59	3	1	0	63
9:04 AM	31	1	1	2	35
9:19 AM	30	1	0	0	31
9:34 AM	35	0	1	0	36
9:49 AM	37	0	2	0	39
10:04 AM	36	0	0	0	36
10:19 AM	62	0	0	0	62
10:34 AM	41	0	0	0	41
10:49 AM	59	1	1	0	61
11:04 AM	58	0	1	0	59
11:19 AM	64	0	0	0	64
11:34 AM	43	0	1	0	44
11:49 AM	74	1	3	0	78
12:04 PM	80	1	0	0	81
12:19 PM	56	0	1	0	57
12:34 PM	70	1	0	0	71
12:49 PM	83	0	0	0	83
1:04 PM	67	0	0	0	67
1:19 PM	54	1	1	0	56
1:34 PM	61	1	0	0	62
1:49 PM	66	0	0	0	66
2:04 PM	60	1	1	0	62
2:19 PM	58	0	1	0	59
2:34 PM	67	0	0	0	67
2:49 PM	61	1	2	0	64
3:04 PM	96	0	0	0	96
3:19 PM	77	2	0	0	79
3:34 PM	65	0	0	0	65
3:49 PM	78	2	0	0	80
4:04 PM	92	1	0	0	93

4:19 PM  
4:34 PM  
4:49 PM  
5:04 PM  
5:19 PM  
5:34 PM  
5:49 PM  
6:04 PM  
6:19 PM  
6:34 PM  
6:49 PM  
7:04 PM  
7:19 PM  
7:34 PM  
7:49 PM  
8:04 PM  
8:19 PM  
8:34 PM  
8:49 PM  
9:04 PM  
9:19 PM  
9:34 PM  
9:49 PM  
10:04 PM  
10:19 PM  
10:34 PM  
10:49 PM  
11:04 PM  
11:19 PM  
11:34 PM  
11:49 PM  
12:04 AM  
12:19 AM  
12:34 AM  
12:49 AM  
1:04 AM  
1:19 AM  
1:34 AM  
1:49 AM  
2:04 AM  
2:19 AM  
2:34 AM  
2:49 AM  
3:04 AM  
3:19 AM  
3:34 AM  
3:49 AM  
4:04 AM  
4:19 AM  
4:34 AM  
4:49 AM  
5:04 AM

78	0	0	0	78
94	0	0	0	94
85	0	0	0	85
90	1	0	0	91
96	0	0	0	96
75	0	0	0	75
86	0	0	0	86
70	0	0	0	70
66	0	0	0	66
55	0	0	0	55
52	0	0	0	52
59	0	0	0	59
48	0	0	0	48
44	0	1	0	45
45	0	0	0	45
40	0	0	0	40
34	0	0	0	34
50	0	0	0	50
32	0	0	0	32
50	0	0	0	50
26	0	0	0	26
23	0	0	0	23
16	0	0	0	16
24	0	0	0	24
14	0	0	0	14
15	0	0	0	15
10	0	0	0	10
13	0	0	0	13
12	0	0	0	12
9	0	0	0	9
6	0	0	0	6
3	0	0	0	3
2	0	0	0	2
4	0	0	0	4
2	0	0	0	2
3	0	0	0	3
2	0	0	0	2
3	0	0	0	3
3	0	0	0	3
2	0	0	0	2
2	0	0	0	2
0	0	0	0	0
1	0	0	0	1
3	0	0	0	3
3	0	0	0	3
2	0	0	0	2
2	0	0	0	2
3	0	0	0	3
2	0	0	0	2
2	0	0	0	2
3	0	0	0	3
2	0	0	0	2
2	0	0	0	2
3	0	0	0	3
2	0	0	0	2
5	0	0	0	5
1	0	0	0	1
4	0	0	0	4
4	0	0	0	4

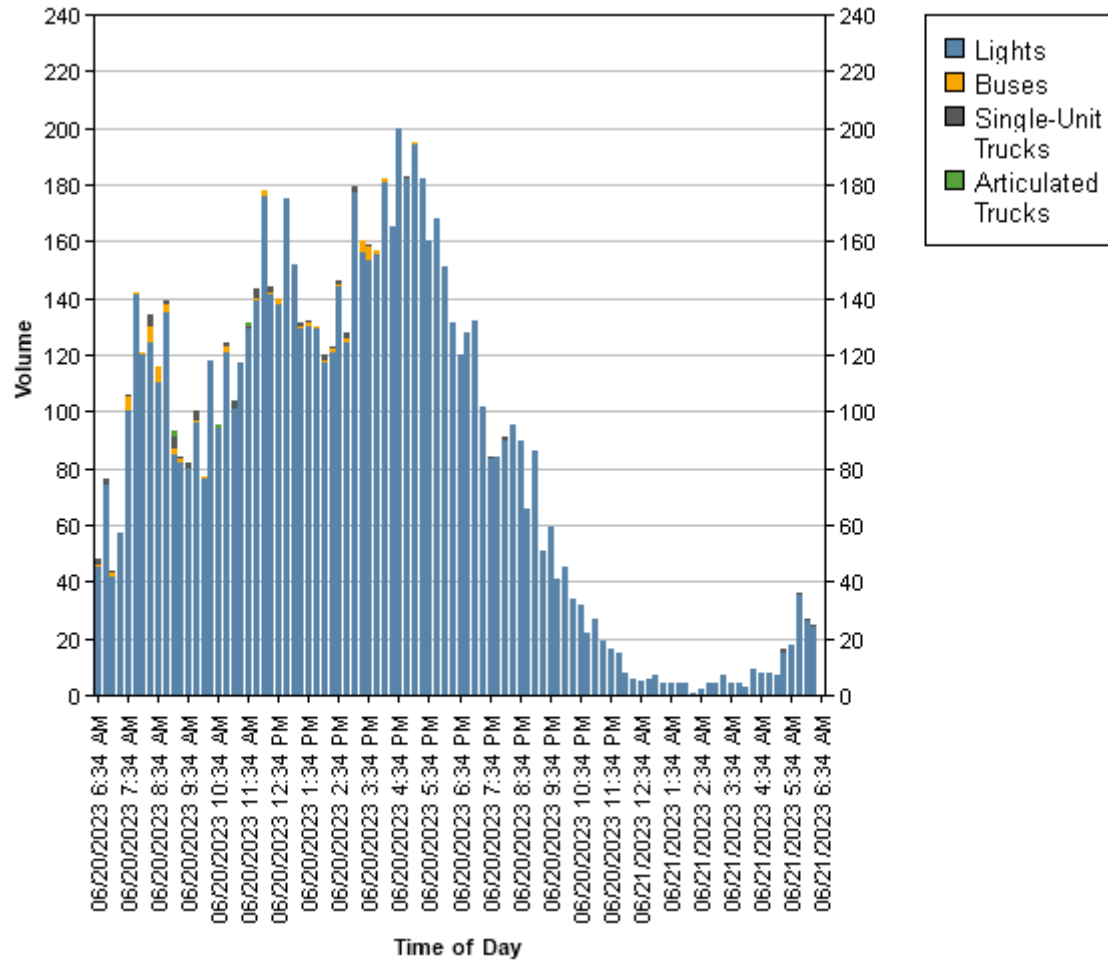
5:19 AM	4	0	0	0	4
5:34 AM	6	0	0	0	6
5:49 AM	20	0	0	0	20
6:04 AM	11	0	0	0	11
6:19 AM	8	0	1	0	9
6:34 AM	0	0	0	0	0
Total	3690	24	26	2	3742
Total %	98.6	0.6	0.7	0.1	100.0
AM Times	7:49 AM	8:19 AM	9:04 AM	8:19 AM	7:49 AM
AM Peaks	224	7	4	2	230
PM Times	4:34 PM	3:19 PM	2:04 PM	12:04 PM	4:34 PM
PM Peaks	365	5	4	0	366



City of Lloydminster  
4420-50 Avenue

Lloydminster, Alberta, Canada T9V 0W2  
(780) 875-6184 waguinaldo@lloydminster.ca

Count Name: 36 Street and 50 Avenue (West Leg)  
Site Code: 3650W  
Start Date: 06/20/2023  
Page No: 7





City of Lloydminster  
4420-50 Avenue

Lloydminster, Alberta, Canada T9V 0W2  
(780) 875-6184 waguinaldo@lloydminster.ca

Count Name: 44 Street and 40 Avenue (West Leg)  
Site Code: 4440W  
Start Date: 08/17/2023  
Page No: 1

**Direction (Westbound)**

Start Time	Lights	Buses	Single-Unit Trucks	Articulated Trucks	Total
10:55 AM	79	0	2	8	89
11:10 AM	78	1	5	9	93
11:25 AM	91	0	1	8	100
11:40 AM	96	1	3	9	109
11:55 AM	92	0	5	13	110
12:10 PM	129	0	1	19	149
12:25 PM	126	0	3	5	134
12:40 PM	98	0	3	8	109
12:55 PM	114	0	5	13	132
1:10 PM	105	0	0	9	114
1:25 PM	105	0	3	10	118
1:40 PM	97	0	4	6	107
1:55 PM	97	0	2	6	105
2:10 PM	87	0	5	4	96
2:25 PM	74	0	2	9	85
2:40 PM	103	0	1	21	125
2:55 PM	73	1	3	16	93
3:10 PM	85	0	1	7	93
3:25 PM	112	0	3	10	125
3:40 PM	105	1	1	9	116
3:55 PM	88	0	3	10	101
4:10 PM	119	1	2	12	134
4:25 PM	120	0	5	8	133
4:40 PM	92	0	3	12	107
4:55 PM	153	0	4	14	171
5:10 PM	128	0	0	17	145
5:25 PM	112	0	3	17	132
5:40 PM	105	0	1	10	116
5:55 PM	104	0	1	8	113
6:10 PM	106	0	2	16	124
6:25 PM	81	0	0	18	99
6:40 PM	75	0	1	8	84
6:55 PM	83	0	1	8	92
7:10 PM	83	0	0	8	91
7:25 PM	76	0	0	16	92
7:40 PM	47	0	0	12	59
7:55 PM	55	0	1	4	60
8:10 PM	62	0	1	7	70
8:25 PM	57	0	0	9	66

8:40 PM	53	1	0	6	60
8:55 PM	45	0	0	13	58
9:10 PM	36	0	1	5	42
9:25 PM	42	0	2	9	53
9:40 PM	42	0	0	11	53
9:55 PM	24	0	0	6	30
10:10 PM	43	0	0	6	49
10:25 PM	23	0	0	2	25
10:40 PM	32	0	0	12	44
10:55 PM	33	0	0	6	39
11:10 PM	18	0	0	4	22
11:25 PM	22	0	0	7	29
11:40 PM	9	0	0	8	17
11:55 PM	13	0	0	2	15
12:10 AM	9	0	0	4	13
12:25 AM	12	0	0	2	14
12:40 AM	7	0	0	7	14
12:55 AM	5	0	0	6	11
1:10 AM	8	0	0	1	9
1:25 AM	14	0	0	2	16
1:40 AM	7	0	1	4	12
1:55 AM	4	0	0	1	5
2:10 AM	5	0	0	2	7
2:25 AM	7	0	0	4	11
2:40 AM	7	0	1	3	11
2:55 AM	7	0	0	3	10
3:10 AM	4	0	0	2	6
3:25 AM	8	0	0	1	9
3:40 AM	5	0	0	8	13
3:55 AM	5	0	2	3	10
4:10 AM	3	0	0	7	10
4:25 AM	4	0	1	3	8
4:40 AM	5	0	0	1	6
4:55 AM	8	0	0	5	13
5:10 AM	19	0	1	7	27
5:25 AM	7	0	0	8	15
5:40 AM	21	0	1	2	24
5:55 AM	16	0	1	4	21
6:10 AM	22	0	0	7	29
6:25 AM	29	0	0	3	32
6:40 AM	45	0	0	6	51
6:55 AM	33	0	2	4	39
7:10 AM	44	0	0	5	49
7:25 AM	48	0	2	8	58
7:40 AM	70	0	3	8	81
7:55 AM	53	1	0	9	63
8:10 AM	42	0	0	8	50
8:25 AM	50	0	0	3	53
8:40 AM	80	1	1	9	91
8:55 AM	56	0	7	6	69
9:10 AM	60	0	6	10	76
9:25 AM	68	0	2	8	78



9:40 AM	82	0	3	12	97
9:55 AM	98	0	3	8	109
10:10 AM	82	0	2	10	94
10:25 AM	96	0	3	8	107
10:40 AM	90	1	2	6	99
Total	5472	9	128	738	6347
Total %	86.2	0.1	2.0	11.6	100.0
AM Times	11:10 AM	10:55 AM	10:55 AM	11:10 AM	11:10 AM
AM Peaks	357	2	11	39	412
PM Times	4:25 PM	2:55 PM	1:25 PM	4:40 PM	4:40 PM
PM Peaks	493	2	14	60	555



City of Lloydminster  
4420-50 Avenue

Lloydminster, Alberta, Canada T9V 0W2  
(780) 875-6184 waguinaldo@lloydminster.ca

Count Name: 44 Street and 40 Avenue (West Leg)  
Site Code: 4440W  
Start Date: 08/17/2023  
Page No: 4

**Direction (Eastbound)**

Start Time	Lights	Buses	Single-Unit Trucks	Articulated Trucks	Total
10:55 AM	72	0	5	8	85
11:10 AM	96	0	5	8	109
11:25 AM	97	0	5	10	112
11:40 AM	77	0	5	6	88
11:55 AM	100	0	2	11	113
12:10 PM	107	0	1	10	118
12:25 PM	99	0	5	17	121
12:40 PM	116	0	1	8	125
12:55 PM	126	0	2	11	139
1:10 PM	100	1	1	14	116
1:25 PM	122	0	4	9	135
1:40 PM	93	0	4	8	105
1:55 PM	93	0	2	6	101
2:10 PM	98	0	4	8	110
2:25 PM	106	0	0	11	117
2:40 PM	82	0	3	10	95
2:55 PM	89	0	5	5	99
3:10 PM	93	0	1	7	101
3:25 PM	100	0	4	9	113
3:40 PM	120	0	2	10	132
3:55 PM	112	0	3	9	124
4:10 PM	118	0	2	7	127
4:25 PM	105	0	1	9	115
4:40 PM	117	0	3	8	128
4:55 PM	115	0	0	13	128
5:10 PM	113	0	1	10	124
5:25 PM	110	0	1	11	122
5:40 PM	83	0	3	4	90
5:55 PM	81	1	3	19	104
6:10 PM	95	0	4	16	115
6:25 PM	79	1	1	6	87
6:40 PM	81	0	1	10	92
6:55 PM	69	0	1	4	74
7:10 PM	71	1	0	9	81
7:25 PM	74	0	0	11	85
7:40 PM	61	0	1	7	69
7:55 PM	65	0	0	5	70
8:10 PM	73	0	1	5	79
8:25 PM	59	0	0	11	70

8:40 PM  
 8:55 PM  
 9:10 PM  
 9:25 PM  
 9:40 PM  
 9:55 PM  
 10:10 PM  
 10:25 PM  
 10:40 PM  
 10:55 PM  
 11:10 PM  
 11:25 PM  
 11:40 PM  
 11:55 PM  
 12:10 AM  
 12:25 AM  
 12:40 AM  
 12:55 AM  
 1:10 AM  
 1:25 AM  
 1:40 AM  
 1:55 AM  
 2:10 AM  
 2:25 AM  
 2:40 AM  
 2:55 AM  
 3:10 AM  
 3:25 AM  
 3:40 AM  
 3:55 AM  
 4:10 AM  
 4:25 AM  
 4:40 AM  
 4:55 AM  
 5:10 AM  
 5:25 AM  
 5:40 AM  
 5:55 AM  
 6:10 AM  
 6:25 AM  
 6:40 AM  
 6:55 AM  
 7:10 AM  
 7:25 AM  
 7:40 AM  
 7:55 AM  
 8:10 AM  
 8:25 AM  
 8:40 AM  
 8:55 AM  
 9:10 AM  
 9:25 AM

63	0	3	7	73
63	1	1	4	69
55	0	0	7	62
48	0	0	8	56
53	0	0	6	59
45	1	0	6	52
36	0	0	6	42
38	0	0	7	45
22	0	0	2	24
14	0	0	3	17
18	0	0	3	21
18	0	0	4	22
10	0	0	4	14
14	0	0	8	22
11	0	0	3	14
15	0	0	6	21
12	0	1	4	17
6	0	0	9	15
2	0	0	1	3
3	0	0	5	8
5	0	0	2	7
5	0	0	3	8
10	0	0	4	14
7	0	0	1	8
8	0	0	3	11
11	0	0	2	13
5	0	0	3	8
5	0	0	5	10
9	0	1	2	12
4	0	0	2	6
5	0	0	1	6
8	0	0	5	13
12	0	0	2	14
7	0	0	3	10
16	0	0	8	24
32	0	0	4	36
23	0	2	1	26
47	0	1	4	52
41	0	2	4	47
51	0	1	6	58
72	0	2	0	74
64	0	2	5	71
57	0	0	5	62
55	0	3	5	63
67	0	4	2	73
77	0	5	4	86
49	0	3	11	63
45	0	5	5	55
57	0	1	10	68
58	0	2	8	68
72	0	1	7	80
73	0	3	5	81

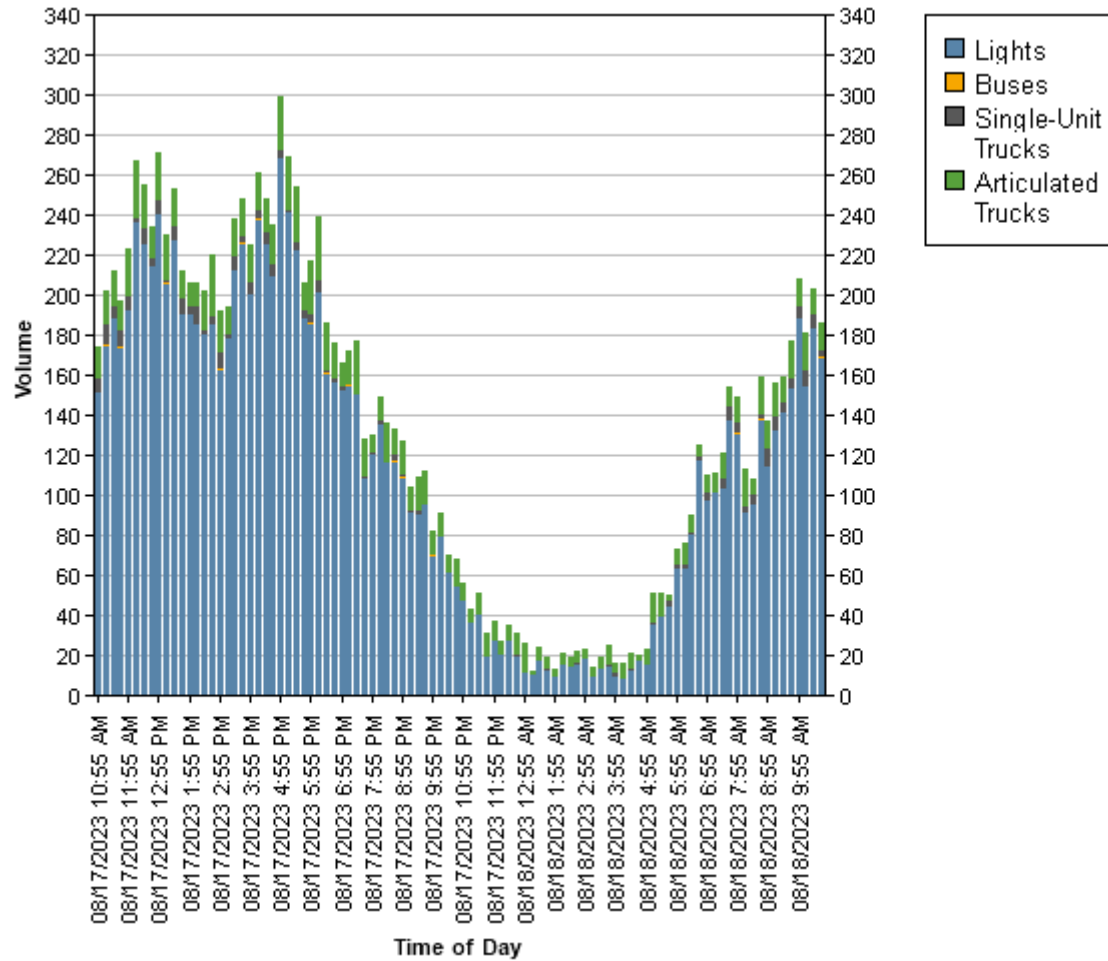
9:40 AM	71	0	2	7	80
9:55 AM	90	0	3	6	99
10:10 AM	72	0	6	9	87
10:25 AM	87	0	4	5	96
10:40 AM	78	0	1	8	87
Total	5668	6	146	630	6450
Total %	87.9	0.1	2.3	9.8	100.0
AM Times	11:10 AM	10:55 AM	10:55 AM	11:10 AM	11:10 AM
AM Peaks	370	0	20	35	422
PM Times	4:25 PM	2:55 PM	1:25 PM	4:40 PM	4:40 PM
PM Peaks	450	0	14	42	502



City of Lloydminster  
4420-50 Avenue

Lloydminster, Alberta, Canada T9V 0W2  
(780) 875-6184 waguinaldo@lloydminster.ca

Count Name: 44 Street and 40 Avenue (West Leg)  
Site Code: 4440W  
Start Date: 08/17/2023  
Page No: 7





City of Lloydminster  
4420-50 Avenue

Lloydminster, Alberta, Canada T9V 0W2  
(780) 875-6184 waguinaldo@lloydminster.ca

Count Name: 44 Street and 49 Avenue East Leg  
Site Code: 4449E  
Start Date: 05/04/2023  
Page No: 1

**Lane 1 (Westbound)**

Start Time	Lights	Buses	Single-Unit Trucks	Articulated Trucks	Total
9:31 AM	42	0	2	6	50
9:46 AM	54	0	1	10	65
10:01 AM	40	0	1	7	48
10:16 AM	38	0	4	9	51
10:31 AM	41	0	2	13	56
10:46 AM	44	1	2	7	54
11:01 AM	38	0	0	9	47
11:16 AM	39	0	1	12	52
11:31 AM	54	0	0	5	59
11:46 AM	42	0	1	10	53
12:01 PM	81	0	2	8	91
12:16 PM	46	0	1	7	54
12:31 PM	46	0	3	9	58
12:46 PM	62	0	3	9	74
1:01 PM	46	1	1	7	55
1:16 PM	41	0	1	9	51
1:31 PM	54	0	2	6	62
1:46 PM	45	0	1	3	49
2:01 PM	42	0	2	14	58
2:16 PM	49	1	0	13	63
2:31 PM	36	2	1	6	45
2:46 PM	43	6	0	13	62
3:01 PM	45	0	0	10	55
3:16 PM	38	0	1	7	46
3:31 PM	53	0	3	11	67
3:46 PM	40	0	2	10	52
4:01 PM	56	0	2	10	68
4:16 PM	60	0	2	5	67
4:31 PM	49	0	0	9	58
4:46 PM	47	0	1	5	53
5:01 PM	63	1	3	5	72
5:16 PM	43	0	0	16	59
5:31 PM	54	0	1	10	65
5:46 PM	26	0	2	6	34
6:01 PM	42	0	4	8	54
6:16 PM	37	0	1	6	44
6:31 PM	26	0	2	10	38
6:46 PM	40	0	0	10	50
7:01 PM	45	0	3	8	56

7:16 PM  
7:31 PM  
7:46 PM  
8:01 PM  
8:16 PM  
8:31 PM  
8:46 PM  
9:01 PM  
9:16 PM  
9:31 PM  
9:46 PM  
10:01 PM  
10:16 PM  
10:31 PM  
10:46 PM  
11:01 PM  
11:16 PM  
11:31 PM  
11:46 PM  
12:01 AM  
12:16 AM  
12:31 AM  
12:46 AM  
1:01 AM  
1:16 AM  
1:31 AM  
1:46 AM  
2:01 AM  
2:16 AM  
2:31 AM  
2:46 AM  
3:01 AM  
3:16 AM  
3:31 AM  
3:46 AM  
4:01 AM  
4:16 AM  
4:31 AM  
4:46 AM  
5:01 AM  
5:16 AM  
5:31 AM  
5:46 AM  
6:01 AM  
6:16 AM  
6:31 AM  
6:46 AM  
7:01 AM  
7:16 AM  
7:31 AM  
7:46 AM  
8:01 AM

23	0	0	9	32
30	0	0	8	38
33	0	1	9	43
33	0	0	14	47
22	0	1	11	34
32	0	0	9	41
17	0	1	8	26
28	0	1	3	32
22	0	2	8	32
18	0	5	1	24
12	0	5	4	21
12	0	4	5	21
15	0	1	2	18
16	0	0	4	20
7	0	0	7	14
5	0	0	2	7
10	0	0	6	16
6	0	0	6	12
6	0	1	6	13
9	0	0	6	15
5	0	0	2	7
3	0	0	3	6
3	0	0	2	5
17	0	1	4	22
3	0	0	2	5
3	0	1	7	11
7	0	1	4	12
8	0	0	2	10
3	0	0	1	4
1	0	0	0	1
3	0	0	6	9
2	0	0	1	3
4	0	0	6	10
0	0	0	8	8
3	0	0	2	5
2	0	0	4	6
3	0	0	2	5
8	0	0	1	9
6	0	1	6	13
6	0	0	5	11
5	0	1	5	11
5	0	0	3	8
12	0	0	4	16
9	0	0	10	19
10	0	0	10	20
21	0	1	9	31
28	0	1	5	34
23	0	0	3	26
16	0	0	0	16
14	0	0	0	14
34	1	1	17	53
27	0	1	3	31

8:16 AM	31	0	4	4	39
8:31 AM	32	1	3	3	39
8:46 AM	49	1	5	7	62
9:01 AM	37	0	0	3	40
9:16 AM	33	0	3	7	43
9:31 AM	0	0	0	0	0
Total	2619	15	104	627	3365
Total %	77.8	0.4	3.1	18.6	100.0
AM Times	11:01 AM	8:01 AM	9:31 AM	11:01 AM	11:01 AM
AM Peaks	173	2	8	36	211
PM Times	4:31 PM	2:01 PM	12:16 PM	5:16 PM	4:31 PM
PM Peaks	202	9	8	40	242





City of Lloydminster  
4420-50 Avenue

Lloydminster, Alberta, Canada T9V 0W2  
(780) 875-6184 waguinaldo@lloydminster.ca

Count Name: 44 Street and 49 Avenue East Leg  
Site Code: 4449E  
Start Date: 05/04/2023  
Page No: 4

**Lane 2 (Westbound)**

Start Time	Lights	Buses	Single-Unit Trucks	Articulated Trucks	Total
9:31 AM	59	0	2	0	61
9:46 AM	61	5	3	2	71
10:01 AM	65	1	1	1	68
10:16 AM	66	0	0	1	67
10:31 AM	64	1	1	0	66
10:46 AM	64	1	1	2	68
11:01 AM	62	2	0	2	66
11:16 AM	85	0	0	1	86
11:31 AM	76	0	0	0	76
11:46 AM	79	0	2	3	84
12:01 PM	139	1	0	1	141
12:16 PM	67	0	2	0	69
12:31 PM	94	0	0	0	94
12:46 PM	97	0	2	2	101
1:01 PM	81	0	1	2	84
1:16 PM	76	1	1	1	79
1:31 PM	71	0	2	2	75
1:46 PM	83	1	2	0	86
2:01 PM	73	1	1	3	78
2:16 PM	79	1	3	1	84
2:31 PM	102	1	0	2	105
2:46 PM	93	1	0	1	95
3:01 PM	90	1	0	1	92
3:16 PM	98	0	1	0	99
3:31 PM	98	2	0	0	100
3:46 PM	101	1	1	3	106
4:01 PM	108	0	1	1	110
4:16 PM	94	0	2	2	98
4:31 PM	121	0	2	0	123
4:46 PM	124	0	2	1	127
5:01 PM	127	0	0	1	128
5:16 PM	100	0	2	2	104
5:31 PM	85	0	2	0	87
5:46 PM	64	0	1	2	67
6:01 PM	82	0	0	1	83
6:16 PM	64	0	0	3	67
6:31 PM	78	0	2	1	81
6:46 PM	86	0	0	2	88
7:01 PM	91	0	0	3	94

7:16 PM  
7:31 PM  
7:46 PM  
8:01 PM  
8:16 PM  
8:31 PM  
8:46 PM  
9:01 PM  
9:16 PM  
9:31 PM  
9:46 PM  
10:01 PM  
10:16 PM  
10:31 PM  
10:46 PM  
11:01 PM  
11:16 PM  
11:31 PM  
11:46 PM  
12:01 AM  
12:16 AM  
12:31 AM  
12:46 AM  
1:01 AM  
1:16 AM  
1:31 AM  
1:46 AM  
2:01 AM  
2:16 AM  
2:31 AM  
2:46 AM  
3:01 AM  
3:16 AM  
3:31 AM  
3:46 AM  
4:01 AM  
4:16 AM  
4:31 AM  
4:46 AM  
5:01 AM  
5:16 AM  
5:31 AM  
5:46 AM  
6:01 AM  
6:16 AM  
6:31 AM  
6:46 AM  
7:01 AM  
7:16 AM  
7:31 AM  
7:46 AM  
8:01 AM

78	0	1	0	79
50	0	0	2	52
54	0	0	0	54
63	0	0	5	68
44	0	0	3	47
44	0	1	2	47
46	0	0	2	48
68	0	1	1	70
33	0	0	1	34
32	0	1	0	33
33	0	0	2	35
39	0	0	2	41
25	0	0	1	26
16	0	1	3	20
22	0	0	1	23
18	0	0	1	19
16	0	1	3	20
15	0	1	2	18
10	0	1	2	13
11	0	0	0	11
14	0	1	1	16
5	0	0	1	6
10	0	0	0	10
2	0	1	0	3
7	0	0	0	7
8	0	0	0	8
7	0	0	1	8
2	0	0	0	2
1	0	0	0	1
1	0	0	0	1
5	0	0	0	5
5	0	0	1	6
1	0	0	2	3
3	0	0	1	4
0	0	0	0	0
4	0	0	1	5
6	0	1	0	7
4	0	2	0	6
11	0	0	0	11
13	0	0	1	14
10	0	0	1	11
17	0	0	1	18
15	0	0	2	17
16	0	0	0	16
26	0	0	0	26
30	0	1	1	32
39	0	1	0	40
30	0	0	0	30
20	0	1	0	21
28	1	0	0	29
60	0	2	5	67
46	1	0	2	49

8:16 AM	80	5	0	0	85
8:31 AM	73	4	2	0	79
8:46 AM	93	1	2	0	96
9:01 AM	53	0	0	1	54
9:16 AM	65	0	1	1	67
9:31 AM	0	0	0	0	0
Total	4874	33	63	106	5076
Total %	96.0	0.7	1.2	2.1	100.0
AM Times	11:01 AM	8:01 AM	9:31 AM	11:01 AM	11:01 AM
AM Peaks	302	11	6	6	312
PM Times	4:31 PM	2:01 PM	12:16 PM	5:16 PM	4:31 PM
PM Peaks	472	4	5	5	482



City of Lloydminster  
4420-50 Avenue

Lloydminster, Alberta, Canada T9V 0W2  
(780) 875-6184 waguinaldo@lloydminster.ca

Count Name: 44 Street and 49 Avenue East Leg  
Site Code: 4449E  
Start Date: 05/04/2023  
Page No: 7

**Lane 1 (Eastbound)**

Start Time	Lights	Buses	Single-Unit Trucks	Articulated Trucks	Total
9:31 AM	19	0	4	3	26
9:46 AM	27	0	2	2	31
10:01 AM	42	0	3	0	45
10:16 AM	47	0	3	3	53
10:31 AM	32	0	2	6	40
10:46 AM	31	0	1	9	41
11:01 AM	52	0	3	1	56
11:16 AM	52	0	0	8	60
11:31 AM	49	0	2	8	59
11:46 AM	49	0	1	10	60
12:01 PM	63	0	0	10	73
12:16 PM	53	0	1	6	60
12:31 PM	64	0	2	7	73
12:46 PM	61	1	0	6	68
1:01 PM	44	0	3	7	54
1:16 PM	67	2	0	6	75
1:31 PM	60	0	0	8	68
1:46 PM	49	0	3	4	56
2:01 PM	41	1	1	6	49
2:16 PM	40	0	1	7	48
2:31 PM	53	1	3	6	63
2:46 PM	55	0	0	3	58
3:01 PM	61	0	1	6	68
3:16 PM	62	0	0	7	69
3:31 PM	79	1	1	12	93
3:46 PM	74	1	0	6	81
4:01 PM	62	0	2	2	66
4:16 PM	57	0	0	10	67
4:31 PM	64	0	0	11	75
4:46 PM	70	0	1	4	75
5:01 PM	79	0	0	6	85
5:16 PM	80	0	0	12	92
5:31 PM	66	0	1	11	78
5:46 PM	68	0	2	8	78
6:01 PM	78	0	1	7	86
6:16 PM	56	0	0	9	65
6:31 PM	56	0	1	9	66
6:46 PM	48	1	1	15	65
7:01 PM	57	0	0	9	66

7:16 PM  
7:31 PM  
7:46 PM  
8:01 PM  
8:16 PM  
8:31 PM  
8:46 PM  
9:01 PM  
9:16 PM  
9:31 PM  
9:46 PM  
10:01 PM  
10:16 PM  
10:31 PM  
10:46 PM  
11:01 PM  
11:16 PM  
11:31 PM  
11:46 PM  
12:01 AM  
12:16 AM  
12:31 AM  
12:46 AM  
1:01 AM  
1:16 AM  
1:31 AM  
1:46 AM  
2:01 AM  
2:16 AM  
2:31 AM  
2:46 AM  
3:01 AM  
3:16 AM  
3:31 AM  
3:46 AM  
4:01 AM  
4:16 AM  
4:31 AM  
4:46 AM  
5:01 AM  
5:16 AM  
5:31 AM  
5:46 AM  
6:01 AM  
6:16 AM  
6:31 AM  
6:46 AM  
7:01 AM  
7:16 AM  
7:31 AM  
7:46 AM  
8:01 AM

48	0	1	5	54
54	0	1	5	60
58	0	1	8	67
42	0	0	7	49
41	0	0	7	48
49	0	0	4	53
36	0	0	11	47
38	0	1	6	45
31	0	0	6	37
19	0	0	6	25
27	0	0	6	33
18	0	0	3	21
24	0	1	5	30
18	0	0	3	21
13	0	1	2	16
8	0	0	4	12
17	0	0	4	21
12	0	1	6	19
5	0	0	0	5
5	0	1	4	10
5	0	0	5	10
5	0	0	3	8
7	1	0	3	11
4	0	0	1	5
5	0	0	1	6
3	0	0	4	7
1	0	0	1	2
0	0	0	2	2
1	0	0	3	4
1	0	0	1	2
1	0	0	3	4
0	0	0	6	6
3	0	0	9	12
4	0	0	3	7
8	0	1	5	14
8	0	0	3	11
8	0	0	3	11
3	0	1	1	5
4	0	1	6	11
8	0	0	0	8
11	0	3	3	17
8	0	1	7	16
14	0	1	1	16
8	0	2	8	18
21	0	3	4	28
28	0	2	6	36
24	0	0	6	30
26	0	2	2	30
53	0	1	9	63
49	0	1	10	60
60	0	1	6	67
24	2	1	8	35

8:16 AM	35	0	0	4	39
8:31 AM	28	3	1	5	37
8:46 AM	36	0	0	7	43
9:01 AM	36	0	1	6	43
9:16 AM	18	0	1	6	25
9:31 AM	0	0	0	0	0
Total	3288	14	78	533	3913
Total %	84.0	0.4	2.0	13.6	100.0
AM Times	11:01 AM	8:01 AM	9:31 AM	11:01 AM	11:01 AM
AM Peaks	202	5	12	27	235
PM Times	4:31 PM	2:01 PM	12:16 PM	5:16 PM	4:31 PM
PM Peaks	293	2	6	38	327



City of Lloydminster  
4420-50 Avenue

Lloydminster, Alberta, Canada T9V 0W2  
(780) 875-6184 waguinaldo@lloydminster.ca

Count Name: 44 Street and 49 Avenue East Leg  
Site Code: 4449E  
Start Date: 05/04/2023  
Page No: 10

**Lane 2 (Eastbound)**

Start Time	Lights	Buses	Single-Unit Trucks	Articulated Trucks	Total
9:31 AM	39	0	1	0	40
9:46 AM	42	0	1	0	43
10:01 AM	44	0	0	1	45
10:16 AM	45	0	2	1	48
10:31 AM	51	0	0	1	52
10:46 AM	41	1	0	1	43
11:01 AM	65	1	2	1	69
11:16 AM	53	0	0	2	55
11:31 AM	68	1	0	3	72
11:46 AM	65	0	2	1	68
12:01 PM	88	0	2	1	91
12:16 PM	69	0	1	1	71
12:31 PM	82	0	1	2	85
12:46 PM	71	0	2	0	73
1:01 PM	71	0	1	5	77
1:16 PM	62	0	1	2	65
1:31 PM	59	0	1	4	64
1:46 PM	50	0	1	0	51
2:01 PM	54	1	0	3	58
2:16 PM	70	0	2	3	75
2:31 PM	72	0	0	1	73
2:46 PM	57	0	0	2	59
3:01 PM	72	0	2	3	77
3:16 PM	95	3	4	2	104
3:31 PM	98	2	0	3	103
3:46 PM	69	2	2	5	78
4:01 PM	76	3	0	1	80
4:16 PM	79	0	2	3	84
4:31 PM	91	1	2	2	96
4:46 PM	89	0	1	1	91
5:01 PM	69	0	1	1	71
5:16 PM	98	1	0	2	101
5:31 PM	100	0	0	9	109
5:46 PM	87	0	0	4	91
6:01 PM	86	0	0	4	90
6:16 PM	58	1	1	1	61
6:31 PM	66	0	0	3	69
6:46 PM	63	0	0	5	68
7:01 PM	59	0	0	0	59

7:16 PM  
7:31 PM  
7:46 PM  
8:01 PM  
8:16 PM  
8:31 PM  
8:46 PM  
9:01 PM  
9:16 PM  
9:31 PM  
9:46 PM  
10:01 PM  
10:16 PM  
10:31 PM  
10:46 PM  
11:01 PM  
11:16 PM  
11:31 PM  
11:46 PM  
12:01 AM  
12:16 AM  
12:31 AM  
12:46 AM  
1:01 AM  
1:16 AM  
1:31 AM  
1:46 AM  
2:01 AM  
2:16 AM  
2:31 AM  
2:46 AM  
3:01 AM  
3:16 AM  
3:31 AM  
3:46 AM  
4:01 AM  
4:16 AM  
4:31 AM  
4:46 AM  
5:01 AM  
5:16 AM  
5:31 AM  
5:46 AM  
6:01 AM  
6:16 AM  
6:31 AM  
6:46 AM  
7:01 AM  
7:16 AM  
7:31 AM  
7:46 AM  
8:01 AM

48	0	0	2	50
64	0	0	2	66
44	0	0	1	45
52	0	0	2	54
52	0	0	3	55
55	0	0	2	57
58	0	0	0	58
37	0	0	1	38
25	0	0	1	26
26	0	1	0	27
31	0	0	4	35
19	0	0	1	20
32	0	0	0	32
20	0	0	1	21
15	0	0	0	15
22	0	0	1	23
17	1	0	1	19
7	0	0	2	9
13	0	0	1	14
9	0	0	1	10
9	0	0	1	10
1	0	0	3	4
3	0	2	2	7
8	0	0	1	9
4	0	0	0	4
8	0	0	1	9
6	0	0	0	6
3	0	0	0	3
3	0	0	2	5
1	0	0	1	2
2	0	0	0	2
3	0	0	1	4
4	0	0	2	6
0	0	0	0	0
0	0	0	0	0
0	0	0	0	0
4	0	0	1	5
6	0	0	2	8
8	0	1	1	10
9	0	0	0	9
12	0	1	3	16
16	0	0	1	17
15	0	0	2	17
15	0	0	2	17
25	0	0	2	27
30	0	1	1	32
32	0	0	0	32
20	0	2	2	24
30	0	0	2	32
59	0	0	0	59
44	0	0	3	47



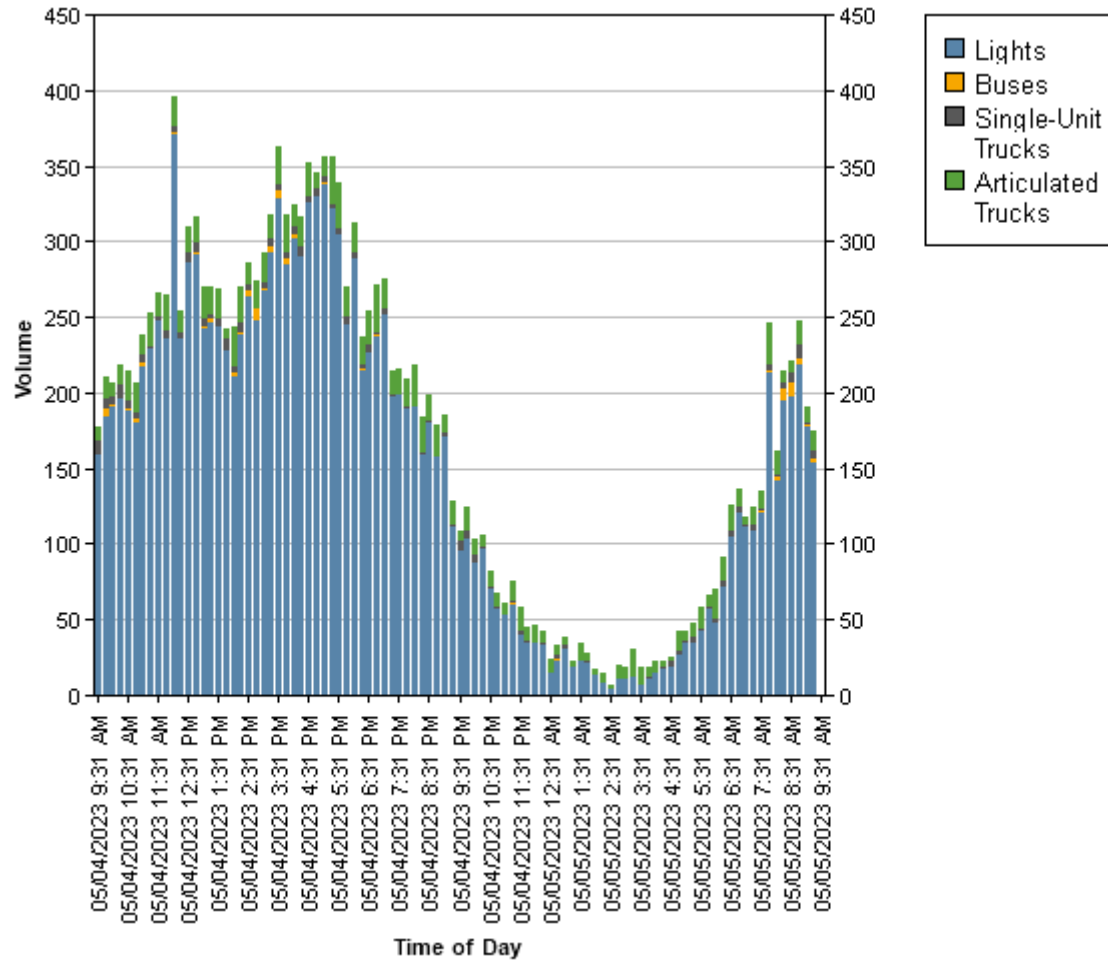
8:16 AM	49	3	0	0	52
8:31 AM	64	1	1	0	66
8:46 AM	40	3	2	2	47
9:01 AM	52	1	0	0	53
9:16 AM	38	2	0	0	40
9:31 AM	0	0	0	0	0
Total	3942	28	46	148	4164
Total %	94.7	0.7	1.1	3.6	100.0
AM Times	11:01 AM	8:01 AM	9:31 AM	11:01 AM	11:01 AM
AM Peaks	251	7	4	7	264
PM Times	4:31 PM	2:01 PM	12:16 PM	5:16 PM	4:31 PM
PM Peaks	347	1	5	19	359



City of Lloydminster  
4420-50 Avenue

Lloydminster, Alberta, Canada T9V 0W2  
(780) 875-6184 waguinaldo@lloydminster.ca

Count Name: 44 Street and 49 Avenue East Leg  
Site Code: 4449E  
Start Date: 05/04/2023  
Page No: 13





City of Lloydminster  
4420-50 Avenue

Lloydminster, Alberta, Canada T9V 0W2  
(780) 875-6184 waguinaldo@lloydminster.ca

Count Name: 44 Street and 50 Avenue North  
Leg  
Site Code: 4450N  
Start Date: 05/04/2023  
Page No: 1

**Lane 1 (Southbound)**

Start Time	Lights	Buses	Single-Unit Trucks	Articulated Trucks	Total
9:45 AM	27	0	1	0	28
10:00 AM	22	0	0	0	22
10:15 AM	27	0	0	0	27
10:30 AM	22	0	0	0	22
10:45 AM	21	0	0	0	21
11:00 AM	37	0	1	0	38
11:15 AM	24	0	0	0	24
11:30 AM	36	0	0	0	36
11:45 AM	29	0	0	0	29
12:00 PM	37	0	0	0	37
12:15 PM	35	0	0	0	35
12:30 PM	27	0	0	0	27
12:45 PM	33	0	0	0	33
1:00 PM	26	0	1	0	27
1:15 PM	28	1	0	0	29
1:30 PM	26	1	0	0	27
1:45 PM	12	0	0	0	12
2:00 PM	16	0	1	0	17
2:15 PM	16	0	0	0	16
2:30 PM	35	0	0	0	35
2:45 PM	28	0	0	0	28
3:00 PM	27	0	0	0	27
3:15 PM	27	0	0	0	27
3:30 PM	25	0	0	0	25
3:45 PM	28	0	0	0	28
4:00 PM	36	0	0	0	36
4:15 PM	38	0	0	0	38
4:30 PM	44	0	0	0	44
4:45 PM	35	0	0	0	35
5:00 PM	43	0	0	0	43
5:15 PM	43	0	0	0	43
5:30 PM	23	0	0	0	23
5:45 PM	26	0	0	0	26
6:00 PM	18	0	0	0	18
6:15 PM	12	0	0	0	12
6:30 PM	19	0	0	0	19
6:45 PM	13	0	0	0	13
7:00 PM	18	0	0	0	18
7:15 PM	21	0	0	0	21

7:30 PM  
 7:45 PM  
 8:00 PM  
 8:15 PM  
 8:30 PM  
 8:45 PM  
 9:00 PM  
 9:15 PM  
 9:30 PM  
 9:45 PM  
 10:00 PM  
 10:15 PM  
 10:30 PM  
 10:45 PM  
 11:00 PM  
 11:15 PM  
 11:30 PM  
 11:45 PM  
 05/05/2023 12:00 AM  
 12:15 AM  
 12:30 AM  
 12:45 AM  
 1:00 AM  
 1:15 AM  
 1:30 AM  
 1:45 AM  
 2:00 AM  
 2:15 AM  
 2:30 AM  
 2:45 AM  
 3:00 AM  
 3:15 AM  
 3:30 AM  
 3:45 AM  
 4:00 AM  
 4:15 AM  
 4:30 AM  
 4:45 AM  
 5:00 AM  
 5:15 AM  
 5:30 AM  
 5:45 AM  
 6:00 AM  
 6:15 AM  
 6:30 AM  
 6:45 AM  
 7:00 AM  
 7:15 AM  
 7:30 AM  
 7:45 AM  
 8:00 AM  
 8:15 AM

20	0	0	0	20
19	1	0	0	20
11	0	0	0	11
17	0	0	0	17
8	0	0	0	8
14	0	0	0	14
13	0	0	1	14
10	0	0	0	10
13	0	0	0	13
9	0	0	0	9
11	0	0	0	11
3	0	0	0	3
9	0	0	0	9
6	0	0	0	6
5	0	0	0	5
7	0	0	0	7
0	0	0	0	0
2	0	0	0	2
2	0	0	0	2
7	0	0	0	7
0	0	0	0	0
2	0	0	0	2
0	0	0	0	0
0	1	0	0	1
0	0	0	0	0
1	0	0	0	1
0	0	0	0	0
0	0	0	0	0
0	0	0	0	0
2	0	0	0	2
4	0	0	0	4
0	0	0	0	0
0	0	0	0	0
1	0	0	0	1
0	0	0	0	0
3	0	0	0	3
2	0	0	0	2
1	0	0	0	1
2	0	0	0	2
1	0	0	1	2
7	0	0	0	7
8	1	0	0	9
5	0	0	0	5
3	0	0	0	3
10	0	0	0	10
11	0	0	0	11
20	0	0	0	20
11	0	0	0	11
16	0	0	0	16
14	1	0	0	15
16	0	0	0	16

8:30 AM	12	0	0	0	12
8:45 AM	27	0	1	0	28
9:00 AM	21	0	0	0	21
9:15 AM	10	0	0	0	10
9:30 AM	14	0	0	0	14
9:45 AM	0	0	0	0	0
Total	1470	6	5	2	1483
Total %	99.1	0.4	0.3	0.1	100.0
AM Times	10:45 AM	12:30 AM	8:30 AM	5:15 AM	10:45 AM
AM Peaks	118	1	1	1	119
PM Times	4:15 PM	2:00 PM	12:30 PM	1:15 PM	4:15 PM
PM Peaks	160	0	1	0	160



City of Lloydminster  
4420-50 Avenue

Lloydminster, Alberta, Canada T9V 0W2  
(780) 875-6184 waguinaldo@lloydminster.ca

Count Name: 44 Street and 50 Avenue North  
Leg  
Site Code: 4450N  
Start Date: 05/04/2023  
Page No: 4

**Lane 2 (Southbound)**

Start Time	Lights	Buses	Single-Unit Trucks	Articulated Trucks	Total
9:45 AM	59	0	0	0	59
10:00 AM	73	1	0	0	74
10:15 AM	60	0	1	0	61
10:30 AM	56	0	1	0	57
10:45 AM	69	0	0	0	69
11:00 AM	71	2	1	0	74
11:15 AM	86	0	0	0	86
11:30 AM	80	0	0	0	80
11:45 AM	69	0	0	0	69
12:00 PM	107	0	0	1	108
12:15 PM	91	0	0	0	91
12:30 PM	67	0	1	0	68
12:45 PM	64	0	0	0	64
1:00 PM	84	0	1	0	85
1:15 PM	75	1	0	0	76
1:30 PM	80	0	0	0	80
1:45 PM	75	0	0	0	75
2:00 PM	78	0	0	0	78
2:15 PM	60	0	0	0	60
2:30 PM	79	2	2	0	83
2:45 PM	87	2	0	0	89
3:00 PM	85	0	1	0	86
3:15 PM	80	0	1	0	81
3:30 PM	87	0	0	0	87
3:45 PM	92	1	0	0	93
4:00 PM	102	0	0	0	102
4:15 PM	115	0	0	0	115
4:30 PM	112	0	0	0	112
4:45 PM	104	0	0	1	105
5:00 PM	106	0	0	0	106
5:15 PM	94	0	0	0	94
5:30 PM	79	0	0	0	79
5:45 PM	94	0	0	0	94
6:00 PM	80	0	0	0	80
6:15 PM	63	0	0	0	63
6:30 PM	44	0	0	0	44
6:45 PM	41	0	0	0	41
7:00 PM	61	0	0	1	62
7:15 PM	50	0	0	0	50

7:30 PM  
 7:45 PM  
 8:00 PM  
 8:15 PM  
 8:30 PM  
 8:45 PM  
 9:00 PM  
 9:15 PM  
 9:30 PM  
 9:45 PM  
 10:00 PM  
 10:15 PM  
 10:30 PM  
 10:45 PM  
 11:00 PM  
 11:15 PM  
 11:30 PM  
 11:45 PM  
 05/05/2023 12:00 AM  
 12:15 AM  
 12:30 AM  
 12:45 AM  
 1:00 AM  
 1:15 AM  
 1:30 AM  
 1:45 AM  
 2:00 AM  
 2:15 AM  
 2:30 AM  
 2:45 AM  
 3:00 AM  
 3:15 AM  
 3:30 AM  
 3:45 AM  
 4:00 AM  
 4:15 AM  
 4:30 AM  
 4:45 AM  
 5:00 AM  
 5:15 AM  
 5:30 AM  
 5:45 AM  
 6:00 AM  
 6:15 AM  
 6:30 AM  
 6:45 AM  
 7:00 AM  
 7:15 AM  
 7:30 AM  
 7:45 AM  
 8:00 AM  
 8:15 AM

45	0	0	0	45
41	2	0	0	43
44	0	0	0	44
42	0	0	0	42
39	0	0	0	39
48	0	0	0	48
48	0	0	0	48
29	0	0	0	29
24	0	0	1	25
17	0	0	0	17
19	0	0	0	19
12	0	0	0	12
9	0	0	0	9
8	0	1	0	9
13	0	0	0	13
8	1	0	0	9
3	0	1	0	4
5	0	0	0	5
5	0	0	0	5
9	0	0	0	9
2	1	0	0	3
4	2	0	0	6
3	2	0	0	5
3	0	0	0	3
7	1	0	0	8
3	0	0	0	3
3	0	0	0	3
1	0	0	0	1
0	0	0	0	0
2	0	0	0	2
1	0	0	0	1
3	0	0	0	3
1	0	0	0	1
2	0	0	0	2
4	0	0	0	4
2	0	1	0	3
1	0	0	0	1
1	0	0	0	1
7	0	0	0	7
6	0	0	0	6
11	0	0	1	12
3	2	0	0	5
5	0	0	0	5
5	0	0	0	5
12	0	0	0	12
15	0	0	0	15
15	0	0	1	16
18	0	0	0	18
27	1	0	0	28
34	0	0	0	34
47	0	0	1	48
48	0	0	0	48

8:30 AM	47	0	1	0	48
8:45 AM	64	0	0	0	64
9:00 AM	55	0	0	0	55
9:15 AM	61	0	1	1	63
9:30 AM	60	0	1	0	61
9:45 AM	4	0	0	0	4
Total	4114	21	15	8	4158
Total %	98.9	0.5	0.4	0.2	100.0
AM Times	10:45 AM	12:30 AM	8:30 AM	5:15 AM	10:45 AM
AM Peaks	306	5	2	1	309
PM Times	4:15 PM	2:00 PM	12:30 PM	1:15 PM	4:15 PM
PM Peaks	437	4	2	0	438





City of Lloydminster  
4420-50 Avenue

Lloydminster, Alberta, Canada T9V 0W2  
(780) 875-6184 waguinaldo@lloydminster.ca

Count Name: 44 Street and 50 Avenue North  
Leg  
Site Code: 4450N  
Start Date: 05/04/2023  
Page No: 7

**Lane 1 (Northbound)**

Start Time	Lights	Buses	Single-Unit Trucks	Articulated Trucks	Total
9:45 AM	2	0	0	0	2
10:00 AM	6	0	0	0	6
10:15 AM	0	0	0	0	0
10:30 AM	4	0	0	0	4
10:45 AM	2	0	0	0	2
11:00 AM	9	0	0	0	9
11:15 AM	6	0	0	0	6
11:30 AM	9	0	0	0	9
11:45 AM	2	0	0	0	2
12:00 PM	3	0	0	0	3
12:15 PM	5	0	0	0	5
12:30 PM	7	0	0	0	7
12:45 PM	7	0	0	0	7
1:00 PM	6	0	0	0	6
1:15 PM	4	0	0	0	4
1:30 PM	7	0	0	0	7
1:45 PM	2	0	0	0	2
2:00 PM	6	0	0	0	6
2:15 PM	2	0	0	0	2
2:30 PM	2	0	0	0	2
2:45 PM	1	0	0	0	1
3:00 PM	2	0	1	0	3
3:15 PM	3	0	0	0	3
3:30 PM	5	0	0	0	5
3:45 PM	5	0	0	0	5
4:00 PM	3	0	0	0	3
4:15 PM	6	0	0	0	6
4:30 PM	4	0	0	0	4
4:45 PM	8	0	0	0	8
5:00 PM	6	0	0	0	6
5:15 PM	3	0	0	0	3
5:30 PM	5	0	0	0	5
5:45 PM	3	0	0	0	3
6:00 PM	2	0	0	0	2
6:15 PM	6	0	0	0	6
6:30 PM	8	0	0	0	8
6:45 PM	8	0	0	0	8
7:00 PM	3	0	0	0	3
7:15 PM	4	0	0	0	4

7:30 PM	5	0	0	0	5
7:45 PM	1	0	0	0	1
8:00 PM	3	0	0	0	3
8:15 PM	0	0	0	0	0
8:30 PM	9	0	0	0	9
8:45 PM	3	0	0	0	3
9:00 PM	3	0	0	0	3
9:15 PM	1	0	0	0	1
9:30 PM	0	0	0	0	0
9:45 PM	2	0	0	0	2
10:00 PM	1	0	0	0	1
10:15 PM	0	0	0	0	0
10:30 PM	0	0	0	0	0
10:45 PM	0	0	0	0	0
11:00 PM	0	0	0	0	0
11:15 PM	0	0	0	0	0
11:30 PM	1	0	0	0	1
11:45 PM	0	0	0	0	0
05/05/2023 12:00 AM	0	0	0	0	0
12:15 AM	0	0	0	0	0
12:30 AM	0	0	0	0	0
12:45 AM	0	0	0	0	0
1:00 AM	0	0	0	0	0
1:15 AM	0	0	0	0	0
1:30 AM	0	0	0	0	0
1:45 AM	0	0	0	0	0
2:00 AM	0	0	0	0	0
2:15 AM	0	0	0	0	0
2:30 AM	1	0	0	0	1
2:45 AM	0	0	0	0	0
3:00 AM	0	0	0	0	0
3:15 AM	0	0	0	0	0
3:30 AM	0	0	0	0	0
3:45 AM	1	0	0	0	1
4:00 AM	0	0	0	0	0
4:15 AM	0	0	0	0	0
4:30 AM	2	0	0	0	2
4:45 AM	1	0	0	0	1
5:00 AM	0	0	0	0	0
5:15 AM	0	0	0	0	0
5:30 AM	0	0	0	0	0
5:45 AM	1	0	0	0	1
6:00 AM	1	0	0	0	1
6:15 AM	0	0	0	0	0
6:30 AM	1	0	0	0	1
6:45 AM	0	0	0	0	0
7:00 AM	3	0	0	0	3
7:15 AM	0	0	0	0	0
7:30 AM	2	0	1	0	3
7:45 AM	6	0	0	0	6
8:00 AM	6	0	0	0	6
8:15 AM	1	0	0	0	1

8:30 AM	4	0	1	0	5
8:45 AM	9	0	0	0	9
9:00 AM	5	0	0	0	5
9:15 AM	2	0	0	0	2
9:30 AM	4	0	0	0	4
9:45 AM	0	0	0	0	0
Total	255	0	3	0	258
Total %	98.8	0.0	1.2	0.0	100.0
AM Times	10:45 AM	12:30 AM	8:30 AM	5:15 AM	10:45 AM
AM Peaks	26	0	1	0	26
PM Times	4:15 PM	2:00 PM	12:30 PM	1:15 PM	4:15 PM
PM Peaks	24	0	0	0	24



City of Lloydminster  
4420-50 Avenue

Lloydminster, Alberta, Canada T9V 0W2  
(780) 875-6184 waguinaldo@lloydminster.ca

Count Name: 44 Street and 50 Avenue North  
Leg  
Site Code: 4450N  
Start Date: 05/04/2023  
Page No: 10

**Lane 2 (Northbound)**

Start Time	Lights	Buses	Single-Unit Trucks	Articulated Trucks	Total
9:45 AM	95	0	0	0	95
10:00 AM	68	0	0	0	68
10:15 AM	83	0	0	0	83
10:30 AM	85	0	0	0	85
10:45 AM	85	1	0	0	86
11:00 AM	81	0	1	0	82
11:15 AM	70	0	1	0	71
11:30 AM	75	0	0	1	76
11:45 AM	76	0	1	0	77
12:00 PM	88	0	0	1	89
12:15 PM	80	0	0	0	80
12:30 PM	96	1	0	0	97
12:45 PM	129	0	1	0	130
1:00 PM	102	0	1	0	103
1:15 PM	99	0	3	1	103
1:30 PM	99	0	0	2	101
1:45 PM	91	0	0	0	91
2:00 PM	80	1	1	1	83
2:15 PM	87	0	0	0	87
2:30 PM	92	0	0	0	92
2:45 PM	115	0	0	0	115
3:00 PM	104	0	0	0	104
3:15 PM	89	0	1	0	90
3:30 PM	102	0	0	0	102
3:45 PM	92	0	1	0	93
4:00 PM	80	0	0	0	80
4:15 PM	109	0	0	0	109
4:30 PM	83	0	0	0	83
4:45 PM	96	0	0	0	96
5:00 PM	100	0	0	0	100
5:15 PM	76	0	0	0	76
5:30 PM	98	0	0	0	98
5:45 PM	75	0	0	0	75
6:00 PM	74	0	0	0	74
6:15 PM	66	0	0	1	67
6:30 PM	74	0	0	0	74
6:45 PM	72	0	0	0	72
7:00 PM	76	0	1	0	77
7:15 PM	71	0	0	0	71

7:30 PM  
 7:45 PM  
 8:00 PM  
 8:15 PM  
 8:30 PM  
 8:45 PM  
 9:00 PM  
 9:15 PM  
 9:30 PM  
 9:45 PM  
 10:00 PM  
 10:15 PM  
 10:30 PM  
 10:45 PM  
 11:00 PM  
 11:15 PM  
 11:30 PM  
 11:45 PM  
 05/05/2023 12:00 AM  
 12:15 AM  
 12:30 AM  
 12:45 AM  
 1:00 AM  
 1:15 AM  
 1:30 AM  
 1:45 AM  
 2:00 AM  
 2:15 AM  
 2:30 AM  
 2:45 AM  
 3:00 AM  
 3:15 AM  
 3:30 AM  
 3:45 AM  
 4:00 AM  
 4:15 AM  
 4:30 AM  
 4:45 AM  
 5:00 AM  
 5:15 AM  
 5:30 AM  
 5:45 AM  
 6:00 AM  
 6:15 AM  
 6:30 AM  
 6:45 AM  
 7:00 AM  
 7:15 AM  
 7:30 AM  
 7:45 AM  
 8:00 AM  
 8:15 AM

59	0	1	0	60
60	0	0	0	60
56	0	0	0	56
56	0	0	0	56
46	0	0	1	47
36	0	0	0	36
42	0	0	0	42
44	0	0	0	44
29	0	0	0	29
27	0	1	0	28
26	0	1	0	27
13	0	0	0	13
28	0	0	0	28
12	0	0	0	12
9	0	0	0	9
4	0	0	0	4
7	0	1	0	8
7	0	0	0	7
5	0	0	0	5
0	0	0	0	0
1	0	0	0	1
0	0	0	0	0
5	0	0	0	5
3	0	0	0	3
3	0	0	0	3
6	0	0	0	6
3	0	0	0	3
4	0	0	0	4
5	0	0	0	5
1	0	0	0	1
1	0	0	0	1
0	0	0	0	0
3	0	0	0	3
6	0	0	0	6
5	0	0	0	5
3	0	0	0	3
2	0	0	0	2
4	0	1	0	5
7	0	1	0	8
17	1	0	1	19
7	0	0	0	7
14	0	0	0	14
18	0	0	1	19
21	0	1	0	22
21	0	1	0	22
50	0	2	0	52
36	0	1	0	37
47	0	0	0	47
48	0	1	0	49
80	1	0	0	81
85	0	0	0	85
62	0	0	0	62

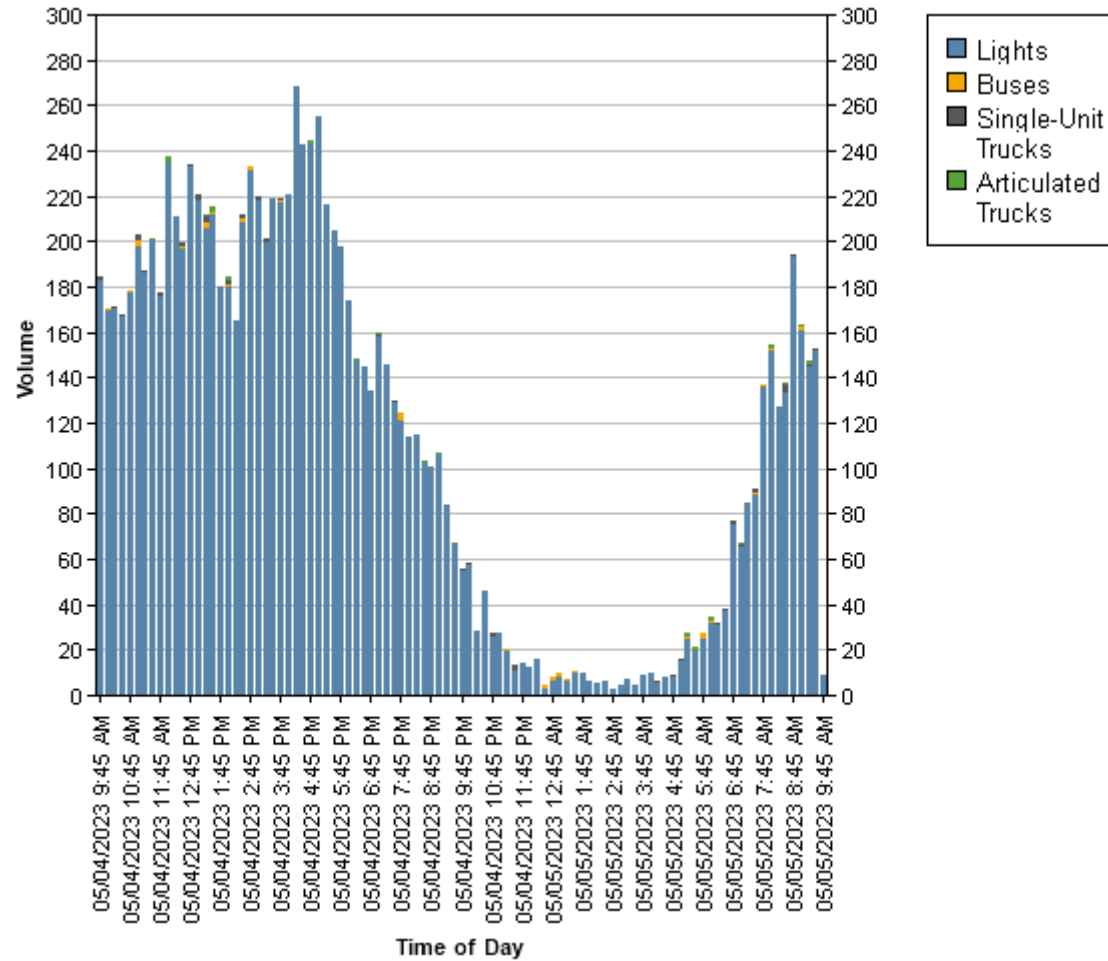
8:30 AM	70	0	2	1	73
8:45 AM	93	0	0	0	93
9:00 AM	80	1	0	1	82
9:15 AM	72	0	0	0	72
9:30 AM	74	0	0	0	74
9:45 AM	5	0	0	0	5
Total	4941	6	26	12	4985
Total %	99.1	0.1	0.5	0.2	100.0
AM Times	10:45 AM	12:30 AM	8:30 AM	5:15 AM	10:45 AM
AM Peaks	311	0	2	2	315
PM Times	4:15 PM	2:00 PM	12:30 PM	1:15 PM	4:15 PM
PM Peaks	388	1	5	4	388



City of Lloydminster  
4420-50 Avenue

Lloydminster, Alberta, Canada T9V 0W2  
(780) 875-6184 waguinaldo@lloydminster.ca

Count Name: 44 Street and 50 Avenue North  
Leg  
Site Code: 4450N  
Start Date: 05/04/2023  
Page No: 13





City of Lloydminster  
4420-50 Avenue

Lloydminster, Alberta, Canada T9V 0W2  
(780) 875-6184 waguinaldo@lloydminster.ca

Count Name: 44 Street and 80 Avenue West  
Leg (EB)  
Site Code: 4480W  
Start Date: 08/15/2023  
Page No: 1

**Direction (Eastbound)**

Start Time	Lights	Buses	Single-Unit Trucks	Articulated Trucks	Total
9:39 AM	107	0	6	14	127
9:54 AM	100	0	7	10	117
10:09 AM	108	0	5	4	117
10:24 AM	103	0	4	9	116
10:39 AM	119	0	10	15	144
10:54 AM	112	0	5	15	132
11:09 AM	120	0	6	9	135
11:24 AM	134	0	7	12	153
11:39 AM	163	0	2	16	181
11:54 AM	169	0	6	16	191
12:09 PM	164	0	3	24	191
12:24 PM	118	0	4	16	138
12:39 PM	143	0	3	7	153
12:54 PM	127	0	0	13	140
1:09 PM	107	0	9	16	132
1:24 PM	112	0	4	15	131
1:39 PM	112	1	7	12	132
1:54 PM	122	0	4	11	137
2:09 PM	121	0	7	9	137
2:24 PM	98	0	3	12	113
2:39 PM	130	0	8	12	150
2:54 PM	111	0	5	15	131
3:09 PM	124	0	4	17	145
3:24 PM	106	0	4	14	124
3:39 PM	118	0	3	17	138
3:54 PM	133	0	2	16	151
4:09 PM	137	0	7	16	160
4:24 PM	148	0	2	12	162
4:39 PM	166	0	4	18	188
4:54 PM	169	0	1	10	180
5:09 PM	193	0	1	14	208
5:24 PM	130	0	6	9	145
5:39 PM	137	2	2	15	156
5:54 PM	101	0	1	11	113
6:09 PM	137	0	1	14	152
6:24 PM	108	0	1	14	123
6:39 PM	83	0	4	18	105
6:54 PM	64	0	1	11	76
7:09 PM	74	0	3	8	85



7:24 PM  
7:39 PM  
7:54 PM  
8:09 PM  
8:24 PM  
8:39 PM  
8:54 PM  
9:09 PM  
9:24 PM  
9:39 PM  
9:54 PM  
10:09 PM  
10:24 PM  
10:39 PM  
10:54 PM  
11:09 PM  
11:24 PM  
11:39 PM  
11:54 PM  
12:09 AM  
12:24 AM  
12:39 AM  
12:54 AM  
1:09 AM  
1:24 AM  
1:39 AM  
1:54 AM  
2:09 AM  
2:24 AM  
2:39 AM  
2:54 AM  
3:09 AM  
3:24 AM  
3:39 AM  
3:54 AM  
4:09 AM  
4:24 AM  
4:39 AM  
4:54 AM  
5:09 AM  
5:24 AM  
5:39 AM  
5:54 AM  
6:09 AM  
6:24 AM  
6:39 AM  
6:54 AM  
7:09 AM  
7:24 AM  
7:39 AM  
7:54 AM  
8:09 AM

64	0	1	15	80
64	0	2	12	78
72	0	2	15	89
48	0	0	12	60
50	0	2	9	61
40	0	0	16	56
68	0	0	9	77
34	0	0	11	45
44	0	0	11	55
35	0	0	10	45
33	0	0	11	44
25	0	0	4	29
26	0	1	8	35
34	0	0	4	38
25	0	1	8	34
19	0	1	9	29
11	0	0	3	14
7	0	2	4	13
7	0	0	5	12
11	0	1	7	19
18	0	0	8	26
9	0	0	7	16
10	0	0	7	17
11	0	0	1	12
13	0	0	2	15
3	0	0	4	7
4	1	0	7	12
4	0	1	2	7
5	0	0	4	9
6	0	0	3	9
0	0	0	1	1
1	0	1	2	4
5	0	0	3	8
4	0	0	4	8
2	0	0	6	8
8	0	0	3	11
3	0	0	3	6
10	0	4	1	15
8	0	0	3	11
9	0	0	2	11
14	0	2	3	19
26	0	0	4	30
23	0	0	3	26
30	0	1	5	36
56	0	1	8	65
85	0	8	6	99
65	0	2	4	71
75	0	1	8	84
100	0	7	10	117
134	0	7	5	146
99	0	5	8	112
69	0	4	7	80

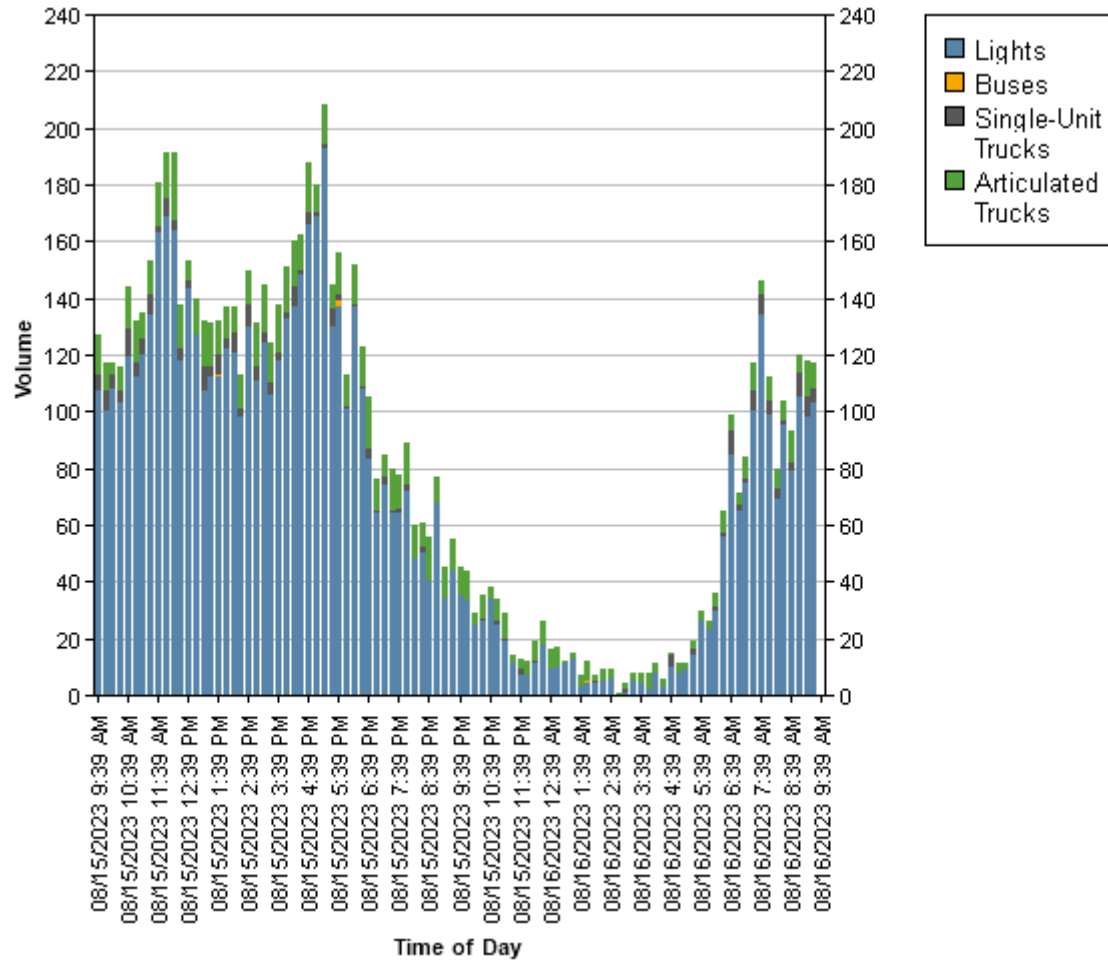
8:24 AM	95	0	2	7	104
8:39 AM	79	0	3	11	93
8:54 AM	105	0	9	6	120
9:09 AM	98	0	7	13	118
9:24 AM	103	0	5	9	117
9:39 AM	0	0	0	0	0
Total	6934	4	245	889	8072
Total %	85.9	0.0	3.0	11.0	100.0
AM Times	11:09 AM	1:09 AM	10:39 AM	11:09 AM	11:09 AM
AM Peaks	586	1	28	53	660
PM Times	4:24 PM	4:54 PM	1:09 PM	3:09 PM	4:24 PM
PM Peaks	676	2	24	64	738



City of Lloydminster  
4420-50 Avenue

Lloydminster, Alberta, Canada T9V 0W2  
(780) 875-6184 waguinaldo@lloydminster.ca

Count Name: 44 Street and 80 Avenue West  
Leg (EB)  
Site Code: 4480W  
Start Date: 08/15/2023  
Page No: 4





City of Lloydminster  
4420-50 Avenue

Lloydminster, Alberta, Canada T9V 0W2  
(780) 875-6184 waguinaldo@lloydminster.ca

Count Name: 44 Street and 80 Avenue West  
Leg (WB)  
Site Code: 4480W  
Start Date: 08/15/2023  
Page No: 1

**Direction (Westbound)**

Start Time	Lights	Buses	Single-Unit Trucks	Articulated Trucks	Total
9:33 AM	68	0	4	14	86
9:48 AM	78	0	4	14	96
10:03 AM	84	0	4	8	96
10:18 AM	63	0	5	11	79
10:33 AM	111	1	6	12	130
10:48 AM	87	0	7	15	109
11:03 AM	87	0	3	12	102
11:18 AM	94	2	5	8	109
11:33 AM	112	0	6	16	134
11:48 AM	99	1	5	9	114
12:03 PM	120	1	2	8	131
12:18 PM	141	0	8	15	164
12:33 PM	141	0	3	10	154
12:48 PM	157	0	6	13	176
1:03 PM	161	1	5	15	182
1:18 PM	131	0	8	15	154
1:33 PM	108	0	6	8	122
1:48 PM	154	0	0	16	170
2:03 PM	137	2	4	7	150
2:18 PM	165	0	4	17	186
2:33 PM	111	0	8	9	128
2:48 PM	128	0	3	13	144
3:03 PM	130	1	3	7	141
3:18 PM	134	0	7	6	147
3:33 PM	129	0	3	11	143
3:48 PM	131	0	6	12	149
4:03 PM	138	0	2	11	151
4:18 PM	146	1	3	13	163
4:33 PM	184	4	5	15	208
4:48 PM	148	1	9	11	169
5:03 PM	187	0	3	11	201
5:18 PM	163	1	4	8	176
5:33 PM	157	1	6	6	170
5:48 PM	127	1	2	16	146
6:03 PM	117	0	7	9	133
6:18 PM	105	1	6	12	124
6:33 PM	90	0	0	12	102
6:48 PM	91	0	2	13	106
7:03 PM	80	0	3	18	101

7:18 PM  
7:33 PM  
7:48 PM  
8:03 PM  
8:18 PM  
8:33 PM  
8:48 PM  
9:03 PM  
9:18 PM  
9:33 PM  
9:48 PM  
10:03 PM  
10:18 PM  
10:33 PM  
10:48 PM  
11:03 PM  
11:18 PM  
11:33 PM  
11:48 PM  
12:03 AM  
12:18 AM  
12:33 AM  
12:48 AM  
1:03 AM  
1:18 AM  
1:33 AM  
1:48 AM  
2:03 AM  
2:18 AM  
2:33 AM  
2:48 AM  
3:03 AM  
3:18 AM  
3:33 AM  
3:48 AM  
4:03 AM  
4:18 AM  
4:33 AM  
4:48 AM  
5:03 AM  
5:18 AM  
5:33 AM  
5:48 AM  
6:03 AM  
6:18 AM  
6:33 AM  
6:48 AM  
7:03 AM  
7:18 AM  
7:33 AM  
7:48 AM  
8:03 AM

70	0	2	9	81
68	0	1	8	77
61	0	4	15	80
63	0	2	10	75
61	0	2	5	68
52	0	0	5	57
51	0	2	7	60
51	0	1	6	58
33	0	2	7	42
28	0	0	10	38
24	1	1	5	31
23	0	1	11	35
22	0	1	3	26
17	0	1	6	24
14	0	0	6	20
6	0	0	0	6
10	0	0	9	19
7	0	0	4	11
6	0	0	6	12
7	0	0	7	14
6	0	0	6	12
5	0	0	1	6
6	1	0	4	11
2	0	0	3	5
5	0	0	5	10
4	0	0	3	7
0	0	0	5	5
6	0	0	3	9
1	0	2	4	7
2	0	0	5	7
1	0	1	2	4
4	0	0	3	7
1	0	0	2	3
3	0	0	1	4
0	0	0	4	4
8	0	0	5	13
6	0	0	3	9
9	0	0	7	16
17	0	0	7	24
18	0	2	7	27
19	0	1	6	26
21	0	2	5	28
37	0	6	5	48
42	0	1	9	52
59	0	3	11	73
86	0	1	14	101
87	0	2	5	94
78	0	0	11	89
99	0	3	5	107
134	0	2	13	149
130	0	11	9	150
92	0	11	14	117

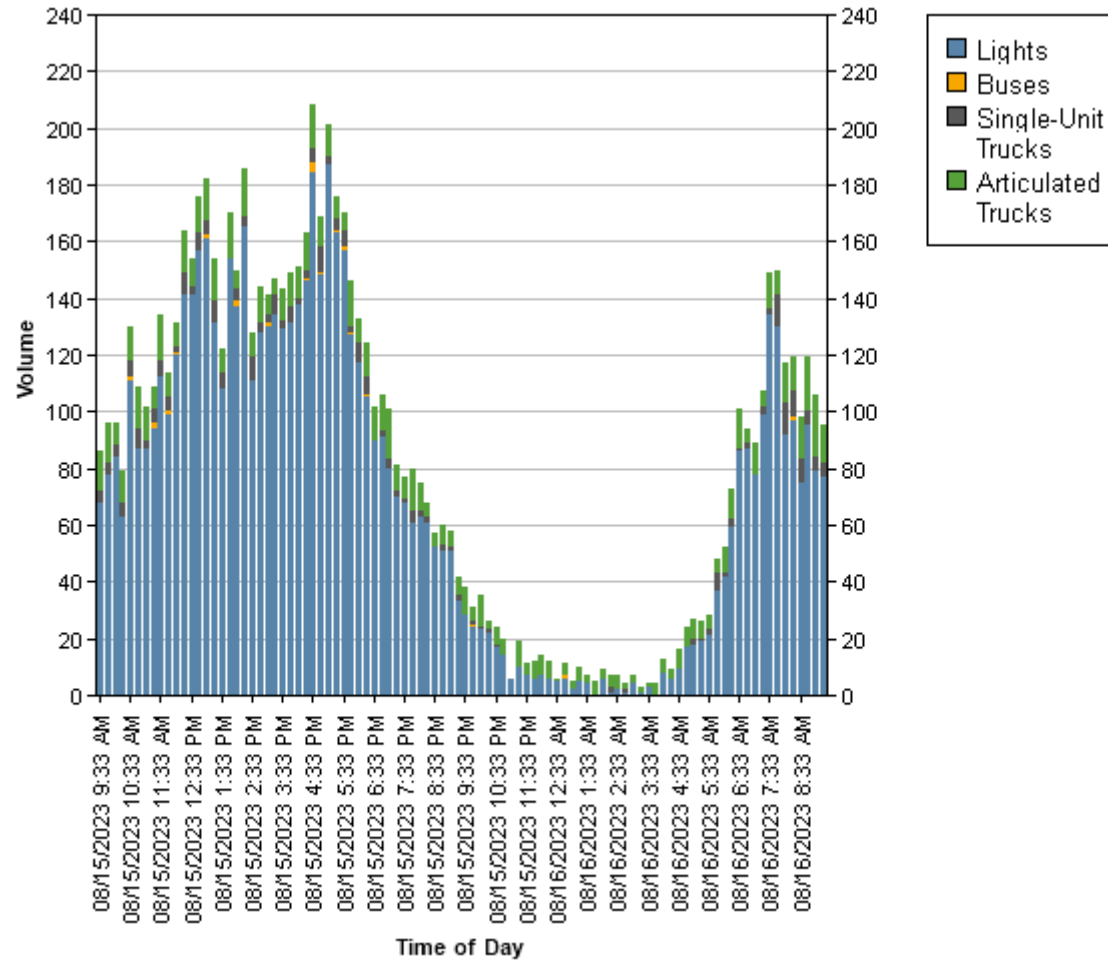
8:18 AM	97	1	9	12	119
8:33 AM	75	0	8	15	98
8:48 AM	95	0	5	19	119
9:03 AM	79	0	5	22	106
9:18 AM	77	0	5	13	95
Total	6879	22	277	863	8041
Total %	85.5	0.3	3.4	10.7	100.0
AM Times	7:18 AM	10:33 AM	7:48 AM	8:33 AM	7:33 AM
AM Peaks	455	3	39	69	535
PM Times	4:33 PM	4:03 PM	12:48 PM	6:18 PM	4:33 PM
PM Peaks	682	6	25	55	754



City of Lloydminster  
4420-50 Avenue

Lloydminster, Alberta, Canada T9V 0W2  
(780) 875-6184 waguinaldo@lloydminster.ca

Count Name: 44 Street and 80 Avenue West  
Leg (WB)  
Site Code: 4480W  
Start Date: 08/15/2023  
Page No: 4





City of Lloydminster  
4420-50 Avenue

Lloydminster, Alberta, Canada T9V 0W2  
(780) 875-6184 waguinaldo@lloydminster.ca

Count Name: 47 Street and 62 Avenue South  
Leg  
Site Code: 4762S  
Start Date: 08/16/2023  
Page No: 1

**Direction (Southbound)**

Start Time	Lights	Buses	Single-Unit Trucks	Articulated Trucks	Total
10:17 AM	59	0	4	5	68
10:32 AM	66	0	5	4	75
10:47 AM	60	0	4	6	70
11:02 AM	100	0	5	1	106
11:17 AM	71	0	4	3	78
11:32 AM	100	0	3	3	106
11:47 AM	119	0	2	4	125
12:02 PM	232	0	1	2	235
12:17 PM	103	0	2	6	111
12:32 PM	88	0	1	3	92
12:47 PM	89	0	2	4	95
1:02 PM	101	0	3	5	109
1:17 PM	72	0	4	3	79
1:32 PM	67	0	2	3	72
1:47 PM	80	0	1	3	84
2:02 PM	79	0	3	6	88
2:17 PM	78	0	2	5	85
2:32 PM	86	0	2	4	92
2:47 PM	102	0	3	2	107
3:02 PM	111	0	5	7	123
3:17 PM	91	0	1	3	95
3:32 PM	135	0	3	3	141
3:47 PM	100	0	0	4	104
4:02 PM	167	0	4	4	175
4:17 PM	136	0	5	2	143
4:32 PM	189	0	4	2	195
4:47 PM	180	0	0	3	183
5:02 PM	261	0	1	4	266
5:17 PM	227	0	2	2	231
5:32 PM	143	0	1	5	149
5:47 PM	99	0	1	1	101
6:02 PM	108	0	0	2	110
6:17 PM	70	0	0	3	73
6:32 PM	45	0	1	2	48
6:47 PM	54	0	1	2	57
7:02 PM	69	0	2	2	73
7:17 PM	59	0	0	2	61
7:32 PM	34	0	0	2	36
7:47 PM	45	0	0	2	47



8:02 PM  
 8:17 PM  
 8:32 PM  
 8:47 PM  
 9:02 PM  
 9:17 PM  
 9:32 PM  
 9:47 PM  
 10:02 PM  
 10:17 PM  
 10:32 PM  
 10:47 PM  
 11:02 PM  
 11:17 PM  
 11:32 PM  
 11:47 PM  
 12:02 AM  
 12:17 AM  
 12:32 AM  
 12:47 AM  
 1:02 AM  
 1:17 AM  
 1:32 AM  
 1:47 AM  
 2:02 AM  
 2:17 AM  
 2:32 AM  
 2:47 AM  
 3:02 AM  
 3:17 AM  
 3:32 AM  
 3:47 AM  
 4:02 AM  
 4:17 AM  
 4:32 AM  
 4:47 AM  
 5:02 AM  
 5:17 AM  
 5:32 AM  
 5:47 AM  
 6:02 AM  
 6:17 AM  
 6:32 AM  
 6:47 AM  
 7:02 AM  
 7:17 AM  
 7:32 AM  
 7:47 AM  
 8:02 AM  
 8:17 AM  
 8:32 AM  
 8:47 AM

62	0	0	2	64
79	0	0	2	81
39	0	0	2	41
44	0	0	0	44
42	0	0	2	44
38	0	2	0	40
29	0	0	2	31
22	0	0	1	23
14	0	1	0	15
16	0	0	0	16
15	0	0	1	16
9	0	1	0	10
14	0	0	0	14
7	0	0	0	7
5	0	0	0	5
4	0	0	1	5
3	0	0	0	3
6	0	1	0	7
2	0	0	0	2
1	0	0	1	2
4	0	0	0	4
4	0	0	0	4
0	0	0	0	0
1	0	0	0	1
3	0	0	1	4
2	0	0	1	3
1	0	0	0	1
0	0	0	0	0
2	0	0	0	2
0	0	1	0	1
1	0	1	0	2
4	0	0	0	4
6	0	0	1	7
2	0	0	1	3
7	0	0	0	7
2	0	0	3	5
6	0	0	0	6
8	0	2	1	11
11	0	1	1	13
11	0	2	4	17
13	0	2	2	17
11	0	1	1	13
16	0	2	2	20
22	0	1	0	23
33	0	1	0	34
48	0	2	6	56
43	0	3	2	48
44	0	2	1	47
57	0	5	7	69
61	1	1	10	73
54	0	4	8	66
52	0	4	6	62

9:02 AM	68	0	7	6	81
9:17 AM	51	0	3	3	57
9:32 AM	81	0	5	3	89
9:47 AM	61	0	5	1	67
10:02 AM	69	0	2	2	73
Total	5385	1	146	216	5748
Total %	93.7	0.0	2.5	3.8	100.0
AM Times	7:17 AM	9:02 AM	10:32 AM	8:02 AM	7:32 AM
AM Peaks	192	0	18	31	237
PM Times	4:32 PM	12:32 PM	1:02 PM	1:32 PM	4:32 PM
PM Peaks	857	0	10	17	875



City of Lloydminster  
4420-50 Avenue

Lloydminster, Alberta, Canada T9V 0W2  
(780) 875-6184 waguinaldo@lloydminster.ca

Count Name: 47 Street and 62 Avenue South  
Leg  
Site Code: 4762S  
Start Date: 08/16/2023  
Page No: 4

**Direction (Northbound)**

Start Time	Lights	Buses	Single-Unit Trucks	Articulated Trucks	Total
10:17 AM	72	1	1	1	75
10:32 AM	61	0	1	3	65
10:47 AM	69	0	4	1	74
11:02 AM	57	0	7	7	71
11:17 AM	61	1	5	2	69
11:32 AM	86	0	2	4	92
11:47 AM	78	0	2	8	88
12:02 PM	87	0	1	2	90
12:17 PM	102	0	6	3	111
12:32 PM	98	0	5	3	106
12:47 PM	153	0	0	4	157
1:02 PM	146	0	8	2	156
1:17 PM	98	1	5	4	108
1:32 PM	81	0	6	7	94
1:47 PM	89	0	4	6	99
2:02 PM	94	0	4	5	103
2:17 PM	82	0	3	4	89
2:32 PM	99	0	2	4	105
2:47 PM	79	0	4	6	89
3:02 PM	79	0	1	3	83
3:17 PM	73	0	6	2	81
3:32 PM	77	0	2	4	83
3:47 PM	85	0	0	5	90
4:02 PM	63	0	4	2	69
4:17 PM	94	0	1	2	97
4:32 PM	90	0	3	4	97
4:47 PM	95	0	3	4	102
5:02 PM	96	0	2	2	100
5:17 PM	85	0	1	1	87
5:32 PM	77	0	3	0	80
5:47 PM	60	0	2	2	64
6:02 PM	65	0	1	2	68
6:17 PM	72	0	1	1	74
6:32 PM	60	0	1	0	61
6:47 PM	50	0	0	1	51
7:02 PM	55	0	1	1	57
7:17 PM	39	0	0	0	39
7:32 PM	29	0	1	1	31
7:47 PM	40	0	0	1	41

8:02 PM	41	0	1	2	44
8:17 PM	23	0	0	0	23
8:32 PM	27	0	0	2	29
8:47 PM	25	0	0	1	26
9:02 PM	24	0	0	0	24
9:17 PM	28	0	0	2	30
9:32 PM	15	0	0	1	16
9:47 PM	15	0	0	2	17
10:02 PM	14	0	0	0	14
10:17 PM	19	0	0	0	19
10:32 PM	12	0	0	0	12
10:47 PM	9	0	0	0	9
11:02 PM	8	0	1	1	10
11:17 PM	9	0	0	1	10
11:32 PM	7	0	0	2	9
11:47 PM	11	0	0	0	11
12:02 AM	3	0	0	1	4
12:17 AM	6	0	0	0	6
12:32 AM	2	0	0	2	4
12:47 AM	2	0	0	0	2
1:02 AM	2	0	0	0	2
1:17 AM	1	0	0	0	1
1:32 AM	2	0	0	0	2
1:47 AM	2	0	0	1	3
2:02 AM	4	0	0	2	6
2:17 AM	1	0	1	1	3
2:32 AM	1	0	0	0	1
2:47 AM	5	0	0	1	6
3:02 AM	2	0	0	0	2
3:17 AM	1	0	1	0	2
3:32 AM	4	0	0	1	5
3:47 AM	5	0	0	1	6
4:02 AM	6	0	0	0	6
4:17 AM	4	0	0	0	4
4:32 AM	3	0	0	2	5
4:47 AM	16	0	1	1	18
5:02 AM	13	0	0	2	15
5:17 AM	18	0	0	1	19
5:32 AM	24	0	0	0	24
5:47 AM	59	0	0	1	60
6:02 AM	44	0	1	0	45
6:17 AM	68	0	1	0	69
6:32 AM	112	0	2	2	116
6:47 AM	179	0	1	1	181
7:02 AM	112	0	1	1	114
7:17 AM	103	0	0	1	104
7:32 AM	179	2	2	4	187
7:47 AM	251	0	3	6	260
8:02 AM	163	0	1	7	171
8:17 AM	89	0	0	4	93
8:32 AM	81	0	5	3	89
8:47 AM	81	0	2	4	87

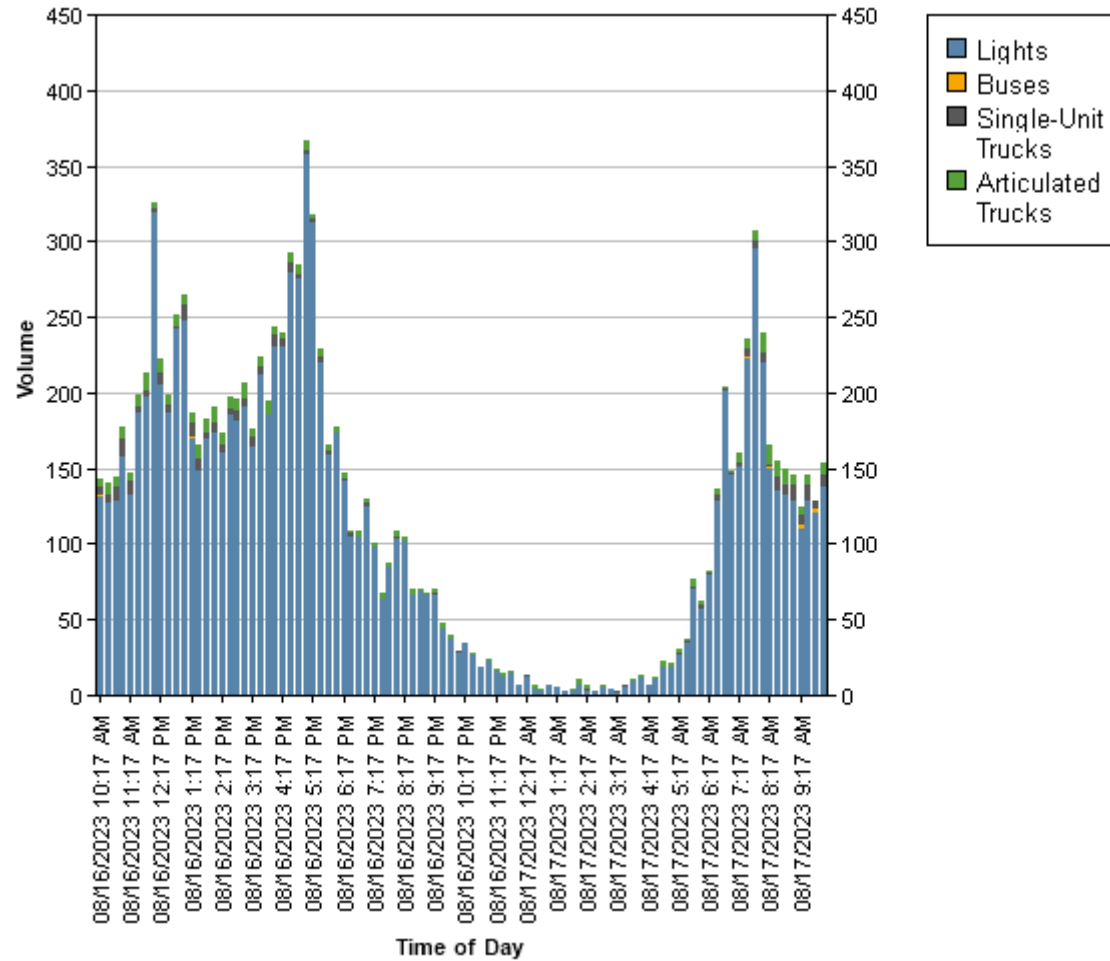
9:02 AM	60	0	4	0	64
9:17 AM	59	2	4	2	67
9:32 AM	47	0	6	4	57
9:47 AM	59	3	0	0	62
10:02 AM	69	0	5	6	80
Total	5305	10	146	190	5651
Total %	93.9	0.2	2.6	3.4	100.0
AM Times	7:17 AM	9:02 AM	10:32 AM	8:02 AM	7:32 AM
AM Peaks	696	5	17	18	711
PM Times	4:32 PM	12:32 PM	1:02 PM	1:32 PM	4:32 PM
PM Peaks	366	1	23	22	386



City of Lloydminster  
4420-50 Avenue

Lloydminster, Alberta, Canada T9V 0W2  
(780) 875-6184 waguinaldo@lloydminster.ca

Count Name: 47 Street and 62 Avenue South  
Leg  
Site Code: 4762S  
Start Date: 08/16/2023  
Page No: 7





City of Lloydminster  
4420-50 Avenue

Lloydminster, Alberta, Canada T9V 0W2  
(780) 875-6184 waguinaldo@lloydminster.ca

Count Name: 52 Street and 40 Avenue (North Leg)  
Site Code: 5240N  
Start Date: 09/19/2023  
Page No: 1

**Direction (Southbound)**

Start Time	Lights	Buses	Single-Unit Trucks	Articulated Trucks	Total
10:30 AM	34	0	4	5	43
10:45 AM	23	1	4	7	35
11:00 AM	38	0	4	5	47
11:15 AM	29	0	2	8	39
11:30 AM	49	0	5	5	59
11:45 AM	33	0	2	2	37
12:00 PM	59	1	0	4	64
12:15 PM	43	0	5	9	57
12:30 PM	44	1	5	5	55
12:45 PM	33	0	6	8	47
1:00 PM	32	0	4	4	40
1:15 PM	22	1	1	6	30
1:30 PM	44	0	6	5	55
1:45 PM	31	0	4	6	41
2:00 PM	29	0	2	2	33
2:15 PM	38	1	3	6	48
2:30 PM	48	6	2	4	60
2:45 PM	36	5	2	2	45
3:00 PM	31	0	7	5	43
3:15 PM	30	2	2	4	38
3:30 PM	61	0	7	5	73
3:45 PM	56	1	1	3	61
4:00 PM	65	0	4	4	73
4:15 PM	64	0	0	6	70
4:30 PM	70	0	3	6	79
4:45 PM	65	3	0	4	72
5:00 PM	119	0	2	3	124
5:15 PM	84	0	1	7	92
5:30 PM	70	0	3	4	77
5:45 PM	49	0	1	1	51
6:00 PM	41	2	2	5	50
6:15 PM	40	1	3	2	46
6:30 PM	40	0	2	1	43
6:45 PM	21	0	0	2	23
7:00 PM	25	0	1	3	29
7:15 PM	27	0	1	2	30
7:30 PM	13	0	0	2	15
7:45 PM	18	0	0	1	19
8:00 PM	19	0	0	0	19

8:15 PM	29	0	0	2	31
8:30 PM	18	0	0	1	19
8:45 PM	18	0	0	0	18
9:00 PM	8	0	0	2	10
9:15 PM	6	0	0	1	7
9:30 PM	8	0	0	0	8
9:45 PM	8	0	0	0	8
10:00 PM	4	0	0	0	4
10:15 PM	1	0	0	1	2
10:30 PM	3	0	0	1	4
10:45 PM	6	0	0	2	8
11:00 PM	5	0	0	0	5
11:15 PM	2	0	0	0	2
11:30 PM	3	0	0	0	3
11:45 PM	0	0	0	0	0
09/20/2023 12:00 AM	2	0	0	0	2
12:15 AM	1	0	0	0	1
12:30 AM	0	0	0	2	2
12:45 AM	0	0	0	1	1
1:00 AM	0	0	0	1	1
1:15 AM	3	0	0	0	3
1:30 AM	0	0	0	0	0
1:45 AM	0	0	0	0	0
2:00 AM	1	0	0	0	1
2:15 AM	0	0	0	1	1
2:30 AM	0	0	0	1	1
2:45 AM	2	0	0	3	5
3:00 AM	2	0	0	3	5
3:15 AM	0	0	0	1	1
3:30 AM	3	0	0	0	3
3:45 AM	0	0	1	1	2
4:00 AM	1	0	0	1	2
4:15 AM	0	0	0	0	0
4:30 AM	1	0	0	3	4
4:45 AM	6	0	0	2	8
5:00 AM	12	0	0	0	12
5:15 AM	4	0	0	3	7
5:30 AM	10	0	0	1	11
5:45 AM	8	0	1	4	13
6:00 AM	15	0	1	2	18
6:15 AM	15	0	4	3	22
6:30 AM	38	0	0	7	45
6:45 AM	42	0	1	1	44
7:00 AM	40	1	8	9	58
7:15 AM	44	4	6	8	62
7:30 AM	47	10	5	4	66
7:45 AM	58	1	6	6	71
8:00 AM	43	2	1	4	50
8:15 AM	45	1	4	2	52
8:30 AM	32	1	3	2	38
8:45 AM	40	2	2	8	52
9:00 AM	41	0	3	2	46



9:15 AM	37	2	9	8	56
9:30 AM	34	1	8	6	49
9:45 AM	30	0	2	1	33
10:00 AM	39	0	0	5	44
10:15 AM	29	0	7	5	41
10:30 AM	0	0	0	0	0
Total	2517	50	173	284	3024
Total %	83.2	1.7	5.7	9.4	100.0
AM Times	7:00 AM	7:15 AM	8:45 AM	10:45 AM	7:00 AM
AM Peaks	189	17	22	25	257
PM Times	4:30 PM	2:00 PM	3:00 PM	12:15 PM	4:30 PM
PM Peaks	338	12	17	26	367



City of Lloydminster  
4420-50 Avenue

Lloydminster, Alberta, Canada T9V 0W2  
(780) 875-6184 waguinaldo@lloydminster.ca

Count Name: 52 Street and 40 Avenue (North Leg)  
Site Code: 5240N  
Start Date: 09/19/2023  
Page No: 4

**Direction (Northbound)**

Start Time	Lights	Buses	Single-Unit Trucks	Articulated Trucks	Total
10:30 AM	32	0	4	3	39
10:45 AM	33	0	2	7	42
11:00 AM	34	0	5	4	43
11:15 AM	36	2	5	8	51
11:30 AM	35	0	3	5	43
11:45 AM	37	0	7	4	48
12:00 PM	30	0	4	3	37
12:15 PM	40	0	4	7	51
12:30 PM	40	0	3	5	48
12:45 PM	42	0	2	7	51
1:00 PM	43	1	1	5	50
1:15 PM	50	1	6	5	62
1:30 PM	41	0	3	9	53
1:45 PM	36	0	8	4	48
2:00 PM	37	0	3	9	49
2:15 PM	34	1	6	6	47
2:30 PM	32	0	3	7	42
2:45 PM	33	0	1	3	37
3:00 PM	36	0	5	6	47
3:15 PM	40	0	10	7	57
3:30 PM	46	0	8	0	54
3:45 PM	48	1	4	15	68
4:00 PM	43	4	3	3	53
4:15 PM	41	0	5	6	52
4:30 PM	51	0	2	6	59
4:45 PM	49	0	5	1	55
5:00 PM	68	0	10	4	82
5:15 PM	59	0	1	3	63
5:30 PM	41	0	4	3	48
5:45 PM	34	0	2	6	42
6:00 PM	37	0	2	6	45
6:15 PM	20	0	2	2	24
6:30 PM	20	0	1	3	24
6:45 PM	37	0	2	2	41
7:00 PM	23	0	4	5	32
7:15 PM	23	0	1	1	25
7:30 PM	21	0	1	5	27
7:45 PM	19	0	2	3	24
8:00 PM	19	1	1	5	26

8:15 PM	15	0	1	0	16
8:30 PM	16	0	1	4	21
8:45 PM	17	0	1	1	19
9:00 PM	14	0	0	0	14
9:15 PM	12	0	0	1	13
9:30 PM	7	0	0	0	7
9:45 PM	3	0	0	0	3
10:00 PM	9	0	0	1	10
10:15 PM	4	0	0	0	4
10:30 PM	2	0	0	1	3
10:45 PM	4	0	0	0	4
11:00 PM	1	0	0	1	2
11:15 PM	0	0	0	0	0
11:30 PM	1	0	0	1	2
11:45 PM	3	0	0	0	3
09/20/2023 12:00 AM	2	0	0	1	3
12:15 AM	2	0	0	0	2
12:30 AM	0	0	0	0	0
12:45 AM	3	0	0	1	4
1:00 AM	1	0	1	3	5
1:15 AM	1	0	0	0	1
1:30 AM	1	0	0	0	1
1:45 AM	2	0	0	0	2
2:00 AM	1	0	0	0	1
2:15 AM	1	0	0	1	2
2:30 AM	1	0	0	0	1
2:45 AM	0	0	0	0	0
3:00 AM	1	0	0	1	2
3:15 AM	3	0	0	1	4
3:30 AM	2	0	0	2	4
3:45 AM	2	0	0	1	3
4:00 AM	2	0	0	4	6
4:15 AM	3	0	0	2	5
4:30 AM	3	0	0	2	5
4:45 AM	7	0	0	0	7
5:00 AM	4	0	0	0	4
5:15 AM	7	0	0	5	12
5:30 AM	13	0	0	1	14
5:45 AM	24	0	0	0	24
6:00 AM	20	0	1	4	25
6:15 AM	32	0	2	0	34
6:30 AM	66	0	2	3	71
6:45 AM	99	1	1	3	104
7:00 AM	63	0	2	2	67
7:15 AM	86	2	3	7	98
7:30 AM	91	1	1	1	94
7:45 AM	129	0	4	2	135
8:00 AM	57	0	1	2	60
8:15 AM	41	1	3	3	48
8:30 AM	38	0	1	5	44
8:45 AM	57	0	5	3	65
9:00 AM	41	0	6	6	53

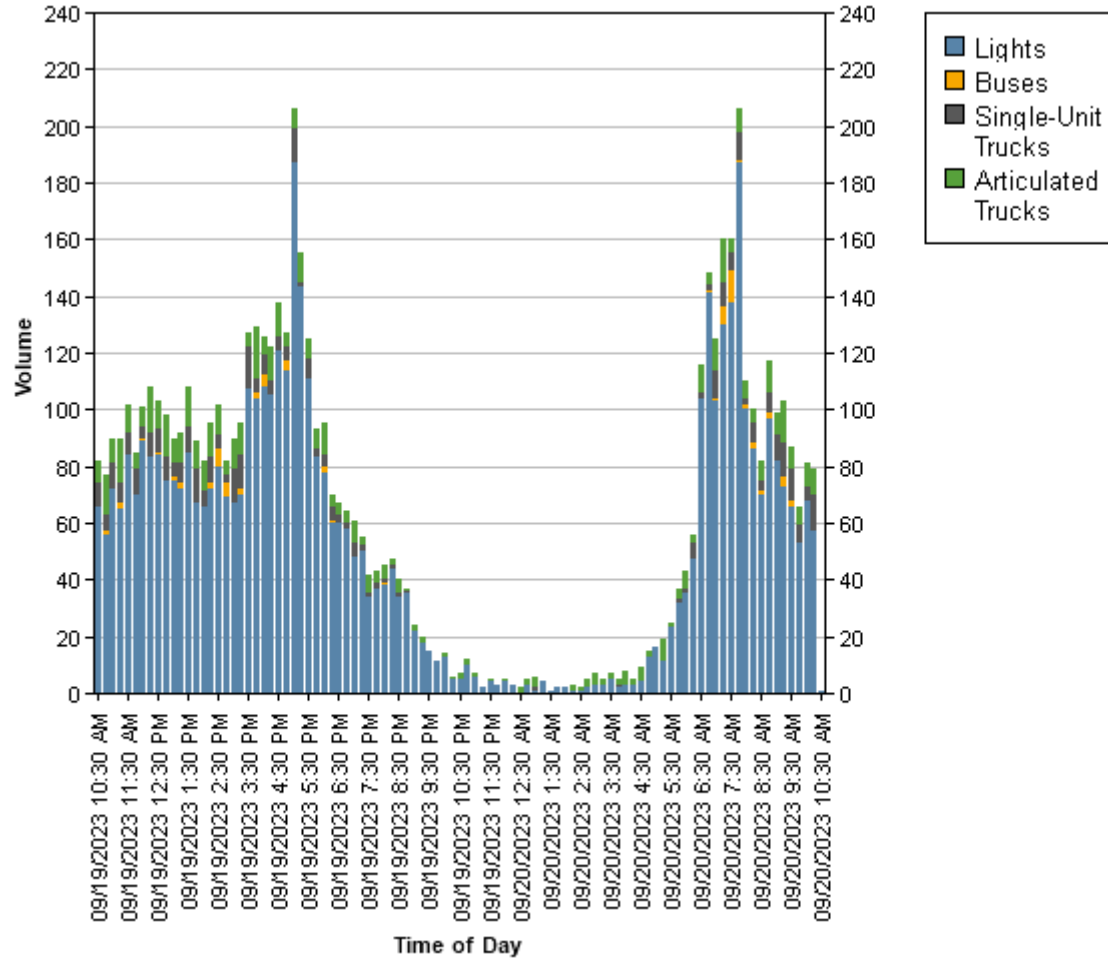
9:15 AM	36	1	3	7	47
9:30 AM	32	1	3	2	38
9:45 AM	23	0	4	6	33
10:00 AM	29	0	5	3	37
10:15 AM	28	0	6	4	38
10:30 AM	1	0	0	0	1
Total	2603	18	202	291	3114
Total %	83.6	0.6	6.5	9.3	100.0
AM Times	7:00 AM	7:15 AM	8:45 AM	10:45 AM	7:00 AM
AM Peaks	369	3	17	24	394
PM Times	4:30 PM	2:00 PM	3:00 PM	12:15 PM	4:30 PM
PM Peaks	227	1	27	24	259



City of Lloydminster  
4420-50 Avenue

Lloydminster, Alberta, Canada T9V 0W2  
(780) 875-6184 waguinaldo@lloydminster.ca

Count Name: 52 Street and 40 Avenue (North Leg)  
Site Code: 5240N  
Start Date: 09/19/2023  
Page No: 7





City of Lloydminster  
4420-50 Avenue

Lloydminster, Alberta, Canada T9V 0W2  
(780) 875-6184 waguinaldo@lloydminster.ca

Count Name: 52 Street and 49 Avenue (East Leg)  
Site Code: 5249E  
Start Date: 05/11/2023  
Page No: 1

**Direction (Westbound)**

Start Time	Lights	Buses	Single-Unit Trucks	Articulated Trucks	Total
6:50 AM	39	0	3	4	46
7:05 AM	42	0	2	0	44
7:20 AM	40	1	1	2	44
7:35 AM	101	1	4	0	106
7:50 AM	97	0	3	0	100
8:05 AM	26	2	4	0	32
8:20 AM	46	0	3	5	54
8:35 AM	42	1	3	0	46
8:50 AM	39	0	10	1	50
9:05 AM	40	0	2	2	44
9:20 AM	41	0	7	4	52
9:35 AM	40	0	4	3	47
9:50 AM	18	1	6	2	27
10:05 AM	39	0	4	2	45
10:20 AM	21	0	2	1	24
10:35 AM	38	0	0	0	38
10:50 AM	21	0	7	4	32
11:05 AM	44	1	0	2	47
11:20 AM	34	0	2	3	39
11:35 AM	46	0	1	0	47
11:50 AM	44	0	2	4	50
12:05 PM	56	0	1	4	61
12:20 PM	33	0	4	1	38
12:35 PM	38	0	1	1	40
12:50 PM	68	0	4	1	73
1:05 PM	40	0	2	1	43
1:20 PM	36	0	4	0	40
1:35 PM	43	0	2	3	48
1:50 PM	36	0	3	0	39
2:05 PM	41	1	2	4	48
2:20 PM	40	1	3	2	46
2:35 PM	52	0	3	2	57
2:50 PM	36	0	5	3	44
3:05 PM	34	0	4	2	40
3:20 PM	39	3	2	2	46
3:35 PM	43	3	3	2	51
3:50 PM	57	0	2	1	60
4:05 PM	56	0	3	5	64
4:20 PM	40	1	0	1	42

4:35 PM  
 4:50 PM  
 5:05 PM  
 5:20 PM  
 5:35 PM  
 5:50 PM  
 6:05 PM  
 6:20 PM  
 6:35 PM  
 6:50 PM  
 7:05 PM  
 7:20 PM  
 7:35 PM  
 7:50 PM  
 8:05 PM  
 8:20 PM  
 8:35 PM  
 8:50 PM  
 9:05 PM  
 9:20 PM  
 9:35 PM  
 9:50 PM  
 10:05 PM  
 10:20 PM  
 10:35 PM  
 10:50 PM  
 11:05 PM  
 11:20 PM  
 11:35 PM  
 11:50 PM  
 12:05 AM  
 12:20 AM  
 12:35 AM  
 12:50 AM  
 1:05 AM  
 1:20 AM  
 1:35 AM  
 1:50 AM  
 2:05 AM  
 2:20 AM  
 2:35 AM  
 2:50 AM  
 3:05 AM  
 3:20 AM  
 3:35 AM  
 3:50 AM  
 4:05 AM  
 4:20 AM  
 4:35 AM  
 4:50 AM  
 5:05 AM  
 5:20 AM

54	1	1	2	58
39	0	2	3	44
57	0	1	2	60
40	0	0	4	44
33	0	1	1	35
37	0	1	3	41
34	0	2	3	39
17	0	0	1	18
27	0	1	1	29
18	0	0	1	19
13	0	0	2	15
17	0	1	1	19
12	0	1	0	13
11	0	1	1	13
16	0	0	1	17
12	0	2	1	15
11	0	1	1	13
8	0	0	4	12
12	0	0	0	12
5	0	0	1	6
8	0	0	2	10
5	0	0	0	5
5	0	0	1	6
9	0	0	0	9
2	0	0	0	2
5	0	0	1	6
2	0	0	0	2
3	0	0	0	3
1	0	0	0	1
1	0	0	0	1
0	0	0	0	0
1	0	0	0	1
2	0	0	0	2
0	0	0	0	0
0	0	0	0	0
4	0	1	0	5
1	0	0	2	3
0	0	0	0	0
1	0	0	1	2
0	0	0	1	1
0	0	0	0	0
2	0	0	0	2
0	0	0	0	0
0	0	0	0	0
2	0	0	0	2
0	0	0	0	0
0	0	0	0	0
2	0	0	0	2
0	0	0	0	0
3	0	0	0	3
1	0	0	1	2
1	0	0	1	2
5	0	1	1	7
3	0	0	0	3
11	0	0	0	11
9	0	1	1	11

5:35 AM	10	0	0	0	10
5:50 AM	12	0	0	0	12
6:05 AM	12	0	1	1	14
6:20 AM	22	0	2	1	25
6:35 AM	37	0	2	0	39
6:50 AM	0	0	0	0	0
Total	2339	17	141	121	2618
Total %	89.3	0.6	5.4	4.6	100.0
AM Times	7:35 AM	7:50 AM	8:35 AM	10:50 AM	7:35 AM
AM Peaks	270	3	22	9	292
PM Times	4:35 PM	3:20 PM	1:50 PM	2:20 PM	4:35 PM
PM Peaks	190	6	11	9	206





City of Lloydminster  
4420-50 Avenue

Lloydminster, Alberta, Canada T9V 0W2  
(780) 875-6184 waguinaldo@lloydminster.ca

Count Name: 52 Street and 49 Avenue (East Leg)  
Site Code: 5249E  
Start Date: 05/11/2023  
Page No: 4

**Direction (Eastbound)**

Start Time	Lights	Buses	Single-Unit Trucks	Articulated Trucks	Total
6:50 AM	24	0	2	4	30
7:05 AM	29	0	2	1	32
7:20 AM	21	0	2	4	27
7:35 AM	46	0	3	1	50
7:50 AM	38	0	6	5	49
8:05 AM	30	1	3	1	35
8:20 AM	46	4	4	1	55
8:35 AM	35	3	3	4	45
8:50 AM	27	0	2	3	32
9:05 AM	29	0	4	2	35
9:20 AM	18	1	5	1	25
9:35 AM	25	1	2	1	29
9:50 AM	33	0	4	1	38
10:05 AM	28	0	2	1	31
10:20 AM	26	0	1	1	28
10:35 AM	25	1	6	0	32
10:50 AM	28	1	3	3	35
11:05 AM	35	1	2	3	41
11:20 AM	35	0	3	2	40
11:35 AM	37	0	5	2	44
11:50 AM	36	0	4	1	41
12:05 PM	66	0	1	2	69
12:20 PM	39	0	0	1	40
12:35 PM	34	0	5	0	39
12:50 PM	39	1	2	0	42
1:05 PM	42	0	1	1	44
1:20 PM	44	0	2	4	50
1:35 PM	53	0	0	2	55
1:50 PM	28	1	4	0	33
2:05 PM	37	0	5	0	42
2:20 PM	21	1	3	2	27
2:35 PM	43	0	1	3	47
2:50 PM	36	0	1	1	38
3:05 PM	42	0	2	4	48
3:20 PM	46	1	2	0	49
3:35 PM	54	2	2	0	58
3:50 PM	35	3	1	1	40
4:05 PM	52	1	1	0	54
4:20 PM	38	0	3	2	43

4:35 PM  
 4:50 PM  
 5:05 PM  
 5:20 PM  
 5:35 PM  
 5:50 PM  
 6:05 PM  
 6:20 PM  
 6:35 PM  
 6:50 PM  
 7:05 PM  
 7:20 PM  
 7:35 PM  
 7:50 PM  
 8:05 PM  
 8:20 PM  
 8:35 PM  
 8:50 PM  
 9:05 PM  
 9:20 PM  
 9:35 PM  
 9:50 PM  
 10:05 PM  
 10:20 PM  
 10:35 PM  
 10:50 PM  
 11:05 PM  
 11:20 PM  
 11:35 PM  
 11:50 PM  
 12:05 AM  
 12:20 AM  
 12:35 AM  
 12:50 AM  
 1:05 AM  
 1:20 AM  
 1:35 AM  
 1:50 AM  
 2:05 AM  
 2:20 AM  
 2:35 AM  
 2:50 AM  
 3:05 AM  
 3:20 AM  
 3:35 AM  
 3:50 AM  
 4:05 AM  
 4:20 AM  
 4:35 AM  
 4:50 AM  
 5:05 AM  
 5:20 AM

68	1	2	2	73
47	0	0	2	49
80	0	0	0	80
67	1	0	1	69
41	0	1	1	43
40	0	0	0	40
24	0	0	0	24
35	0	1	2	38
29	0	0	0	29
19	0	0	0	19
16	0	1	0	17
10	0	0	1	11
22	0	1	1	24
15	0	1	0	16
18	0	0	2	20
20	0	1	2	23
10	0	0	0	10
3	0	1	0	4
9	0	0	0	9
9	0	0	0	9
7	0	0	1	8
8	0	0	0	8
7	0	0	0	7
2	0	0	0	2
5	0	0	2	7
1	0	0	0	1
1	0	0	0	1
1	0	0	0	1
5	0	0	0	5
1	0	0	0	1
2	0	0	0	2
0	0	0	0	0
1	0	0	1	2
0	0	0	0	0
1	0	0	0	1
1	0	0	0	1
0	0	0	1	1
2	0	0	0	2
2	0	0	0	2
0	0	0	0	0
0	0	0	0	0
0	0	0	0	0
0	0	0	0	0
1	0	0	0	1
0	0	0	0	0
1	0	0	0	1
1	0	1	2	4
1	0	0	0	1
0	0	0	2	2
2	0	0	1	3
0	0	0	0	0
2	0	0	1	3
7	0	3	2	12

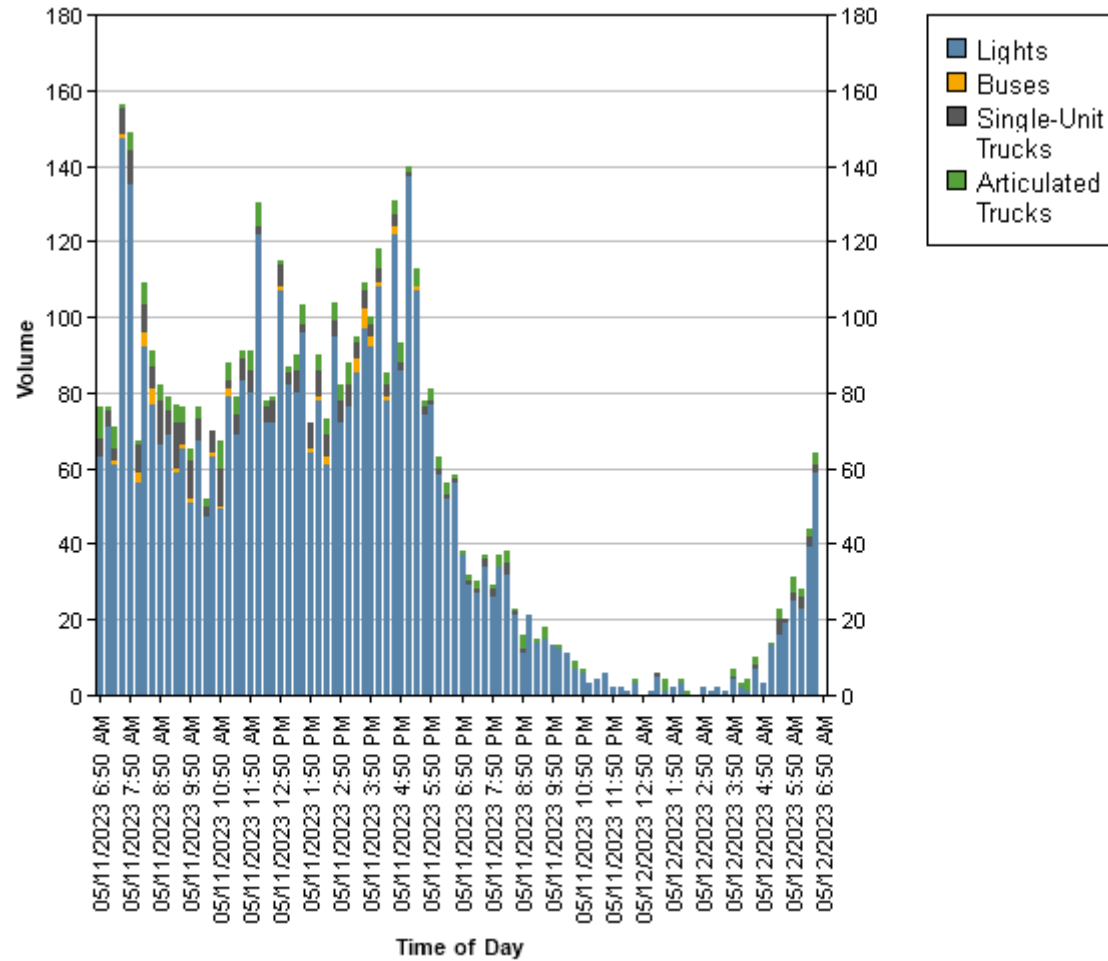
5:35 AM	9	0	1	0	10
5:50 AM	13	0	2	4	19
6:05 AM	11	0	2	1	14
6:20 AM	17	0	1	1	19
6:35 AM	22	0	0	3	25
6:50 AM	0	0	0	0	0
Total	2116	25	123	101	2365
Total %	89.5	1.1	5.2	4.3	100.0
AM Times	7:35 AM	7:50 AM	8:35 AM	10:50 AM	7:35 AM
AM Peaks	160	8	14	10	189
PM Times	4:35 PM	3:20 PM	1:50 PM	2:20 PM	4:35 PM
PM Peaks	262	7	13	10	271



City of Lloydminster  
4420-50 Avenue

Lloydminster, Alberta, Canada T9V 0W2  
(780) 875-6184 waguinaldo@lloydminster.ca

Count Name: 52 Street and 49 Avenue (East Leg)  
Site Code: 5249E  
Start Date: 05/11/2023  
Page No: 7





City of Lloydminster  
4420-50 Avenue

Lloydminster, Alberta, Canada T9V 0W2  
(780) 875-6184 waguinaldo@lloydminster.ca

Count Name: 52 Street and 50 Avenue (West Leg)  
Site Code: 5250W  
Start Date: 05/11/2023  
Page No: 1

**Direction (Westbound)**

Start Time	Lights	Buses	Single-Unit Trucks	Articulated Trucks	Total
6:38 AM	41	0	0	1	42
6:53 AM	48	0	0	4	52
7:08 AM	28	0	1	0	29
7:23 AM	30	0	0	2	32
7:38 AM	58	0	1	1	60
7:53 AM	77	0	2	0	79
8:08 AM	23	0	6	1	30
8:23 AM	34	1	1	4	40
8:38 AM	28	0	1	0	29
8:53 AM	17	0	6	1	24
9:08 AM	26	0	1	2	29
9:23 AM	23	0	4	3	30
9:38 AM	34	2	1	2	39
9:53 AM	22	0	3	1	26
10:08 AM	30	0	1	2	33
10:23 AM	27	0	2	1	30
10:38 AM	31	0	0	0	31
10:53 AM	22	0	1	3	26
11:08 AM	45	1	2	0	48
11:23 AM	30	0	0	3	33
11:38 AM	23	0	2	0	25
11:53 AM	29	0	0	4	33
12:08 PM	46	0	0	3	49
12:23 PM	46	0	4	1	51
12:38 PM	35	0	2	0	37
12:53 PM	45	0	2	0	47
1:08 PM	36	0	2	1	39
1:23 PM	33	0	2	0	35
1:38 PM	27	0	3	1	31
1:53 PM	35	0	1	0	36
2:08 PM	30	0	0	1	31
2:23 PM	30	1	3	2	36
2:38 PM	41	0	2	2	45
2:53 PM	29	0	2	3	34
3:08 PM	30	0	4	2	36
3:23 PM	31	4	0	0	35
3:38 PM	30	5	3	1	39
3:53 PM	40	0	2	1	43
4:08 PM	38	0	0	4	42

4:23 PM  
 4:38 PM  
 4:53 PM  
 5:08 PM  
 5:23 PM  
 5:38 PM  
 5:53 PM  
 6:08 PM  
 6:23 PM  
 6:38 PM  
 6:53 PM  
 7:08 PM  
 7:23 PM  
 7:38 PM  
 7:53 PM  
 8:08 PM  
 8:23 PM  
 8:38 PM  
 8:53 PM  
 9:08 PM  
 9:23 PM  
 9:38 PM  
 9:53 PM  
 10:08 PM  
 10:23 PM  
 10:38 PM  
 10:53 PM  
 11:08 PM  
 11:23 PM  
 11:38 PM  
 11:53 PM  
 12:08 AM  
 12:23 AM  
 12:38 AM  
 12:53 AM  
 1:08 AM  
 1:23 AM  
 1:38 AM  
 1:53 AM  
 2:08 AM  
 2:23 AM  
 2:38 AM  
 2:53 AM  
 3:08 AM  
 3:23 AM  
 3:38 AM  
 3:53 AM  
 4:08 AM  
 4:23 AM  
 4:38 AM  
 4:53 AM  
 5:08 AM

34	0	0	0	34
38	1	2	3	44
43	0	1	2	46
39	0	1	3	43
31	0	1	2	34
24	0	1	1	26
27	0	0	3	30
16	0	0	2	18
23	0	0	1	24
16	0	1	0	17
15	0	0	1	16
18	0	0	2	20
10	0	0	1	11
14	0	1	0	15
14	0	1	1	16
15	0	2	1	18
10	0	0	2	12
8	0	0	2	10
8	0	0	3	11
4	0	0	1	5
9	0	0	1	10
8	0	0	2	10
1	0	0	0	1
3	0	0	0	3
2	0	0	1	3
5	0	0	0	5
5	0	0	0	5
1	0	0	1	2
2	0	0	0	2
2	0	0	0	2
1	0	0	0	1
0	0	0	0	0
2	0	0	0	2
2	0	0	0	2
0	0	0	0	0
1	0	0	0	1
0	0	0	0	0
0	0	0	2	2
0	0	0	0	0
0	0	0	0	0
0	0	0	1	1
0	0	0	0	0
0	0	0	0	0
0	0	0	0	0
0	0	1	0	1
2	0	0	0	2
0	0	0	0	0
0	0	0	0	0
3	0	0	0	3
1	0	0	0	1
0	0	0	1	1
3	0	1	2	6
4	0	0	1	5
7	0	0	0	7

5:23 AM	8	0	0	1	9
5:38 AM	6	0	0	0	6
5:53 AM	8	0	0	1	9
6:08 AM	14	0	0	0	14
6:23 AM	15	0	3	2	20
Total	1851	15	83	104	2053
Total %	90.2	0.7	4.0	5.1	100.0
AM Times	7:38 AM	7:53 AM	8:38 AM	6:53 AM	7:38 AM
AM Peaks	192	1	12	7	209
PM Times	4:38 PM	3:08 PM	12:23 PM	2:23 PM	4:38 PM
PM Peaks	151	9	10	9	167



City of Lloydminster  
4420-50 Avenue

Lloydminster, Alberta, Canada T9V 0W2  
(780) 875-6184 waguinaldo@lloydminster.ca

Count Name: 52 Street and 50 Avenue (West Leg)  
Site Code: 5250W  
Start Date: 05/11/2023  
Page No: 4

**Direction (Eastbound)**

Start Time	Lights	Buses	Single-Unit Trucks	Articulated Trucks	Total
6:38 AM	8	0	2	0	10
6:53 AM	14	0	3	4	21
7:08 AM	21	0	0	1	22
7:23 AM	11	0	2	4	17
7:38 AM	30	0	5	2	37
7:53 AM	37	0	3	1	41
8:08 AM	28	1	2	2	33
8:23 AM	25	2	3	1	31
8:38 AM	28	4	2	4	38
8:53 AM	33	0	4	1	38
9:08 AM	28	0	3	1	32
9:23 AM	22	0	5	1	28
9:38 AM	26	0	2	1	29
9:53 AM	29	0	2	2	33
10:08 AM	24	0	0	0	24
10:23 AM	27	0	2	2	31
10:38 AM	27	0	3	0	30
10:53 AM	25	0	1	2	28
11:08 AM	28	0	2	1	31
11:23 AM	22	0	3	2	27
11:38 AM	31	0	4	1	36
11:53 AM	35	1	1	2	39
12:08 PM	64	0	1	2	67
12:23 PM	30	0	2	2	34
12:38 PM	34	0	3	0	37
12:53 PM	42	0	2	1	45
1:08 PM	39	0	1	1	41
1:23 PM	37	0	2	2	41
1:38 PM	27	0	2	1	30
1:53 PM	19	0	2	0	21
2:08 PM	36	0	3	1	40
2:23 PM	20	0	2	1	23
2:38 PM	33	0	0	3	36
2:53 PM	31	0	0	1	32
3:08 PM	33	0	4	2	39
3:23 PM	33	1	2	0	36
3:38 PM	31	2	1	0	34
3:53 PM	39	1	2	1	43
4:08 PM	61	0	0	1	62





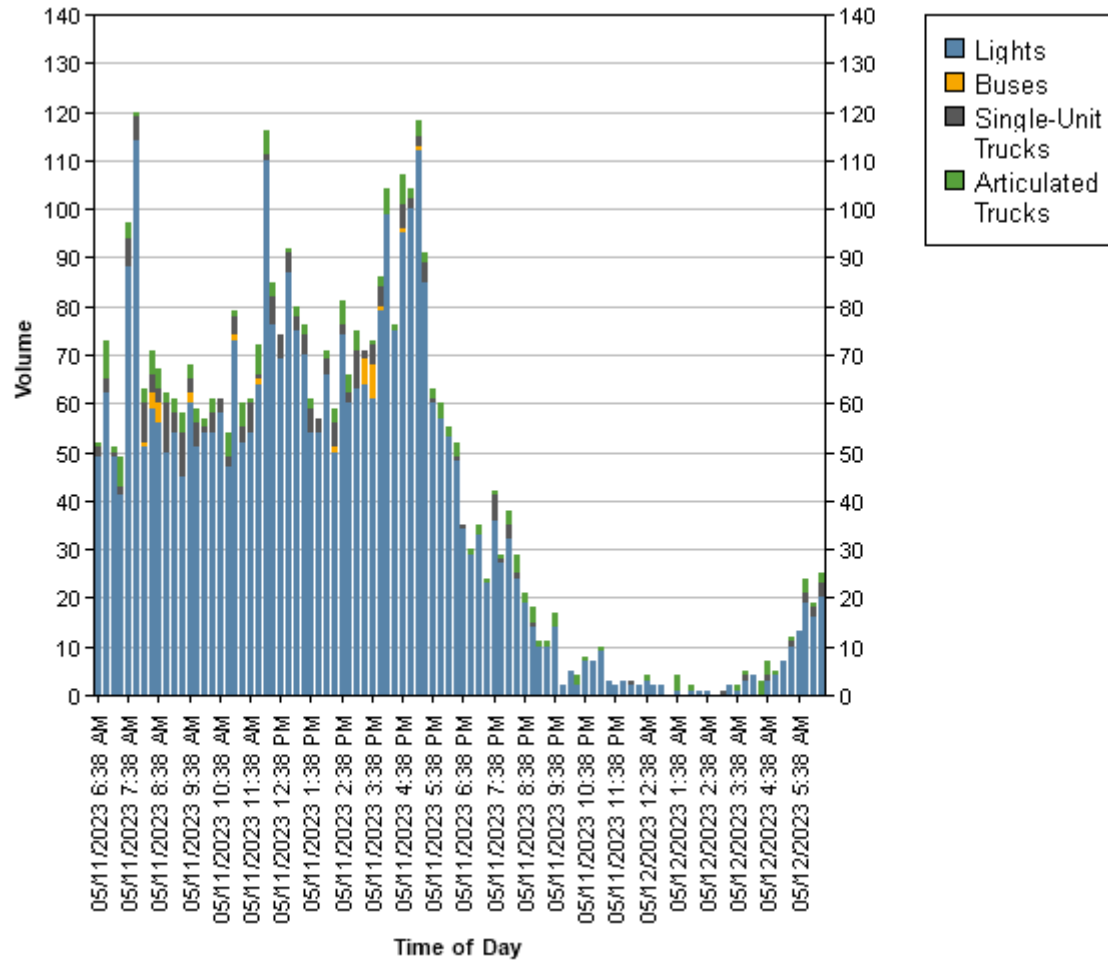
5:23 AM	2	0	1	0	3
5:38 AM	7	0	0	0	7
5:53 AM	11	0	2	2	15
6:08 AM	2	0	2	1	5
6:23 AM	5	0	0	0	5
Total	1792	13	106	79	1990
Total %	90.1	0.7	5.3	4.0	100.0
AM Times	7:38 AM	7:53 AM	8:38 AM	6:53 AM	7:38 AM
AM Peaks	120	7	14	11	142
PM Times	4:38 PM	3:08 PM	12:23 PM	2:23 PM	4:38 PM
PM Peaks	241	4	8	7	253



City of Lloydminster  
4420-50 Avenue

Lloydminster, Alberta, Canada T9V 0W2  
(780) 875-6184 waguinaldo@lloydminster.ca

Count Name: 52 Street and 50 Avenue (West Leg)  
Site Code: 5250W  
Start Date: 05/11/2023  
Page No: 7





City of Lloydminster  
4420-50 Avenue

Lloydminster, Alberta, Canada T9V 0W2  
(780) 875-6184 waguinaldo@lloydminster.ca

Count Name: 52 Street and 62 Avenue East Leg  
Site Code: 5262  
Start Date: 08/16/2023  
Page No: 1

**Direction (Westbound)**

Start Time	Lights	Buses	Single-Unit Trucks	Articulated Trucks	Total
10:21 AM	31	0	2	4	37
10:36 AM	32	0	1	2	35
10:51 AM	42	0	4	3	49
11:06 AM	30	0	6	2	38
11:21 AM	41	0	1	3	45
11:36 AM	47	0	4	0	51
11:51 AM	50	0	2	6	58
12:06 PM	70	0	2	2	74
12:21 PM	37	0	1	2	40
12:36 PM	58	0	0	1	59
12:51 PM	55	0	2	3	60
1:06 PM	48	0	1	0	49
1:21 PM	41	0	5	4	50
1:36 PM	43	0	1	2	46
1:51 PM	48	0	6	4	58
2:06 PM	45	0	1	2	48
2:21 PM	36	0	1	4	41
2:36 PM	51	0	1	5	57
2:51 PM	51	0	2	4	57
3:06 PM	43	0	3	2	48
3:21 PM	42	0	1	3	46
3:36 PM	54	0	2	1	57
3:51 PM	48	0	2	6	56
4:06 PM	69	0	4	6	79
4:21 PM	50	0	7	3	60
4:36 PM	79	0	2	3	84
4:51 PM	62	0	1	4	67
5:06 PM	83	0	1	2	86
5:21 PM	63	0	0	4	67
5:36 PM	48	0	2	3	53
5:51 PM	36	0	2	3	41
6:06 PM	33	0	3	1	37
6:21 PM	30	0	0	3	33
6:36 PM	25	0	2	1	28
6:51 PM	25	0	1	4	30
7:06 PM	30	0	1	1	32
7:21 PM	24	0	0	1	25
7:36 PM	17	0	0	2	19
7:51 PM	31	0	0	2	33

8:06 PM  
 8:21 PM  
 8:36 PM  
 8:51 PM  
 9:06 PM  
 9:21 PM  
 9:36 PM  
 9:51 PM  
 10:06 PM  
 10:21 PM  
 10:36 PM  
 10:51 PM  
 11:06 PM  
 11:21 PM  
 11:36 PM  
 11:51 PM  
 12:06 AM  
 12:21 AM  
 12:36 AM  
 12:51 AM  
 1:06 AM  
 1:21 AM  
 1:36 AM  
 1:51 AM  
 2:06 AM  
 2:21 AM  
 2:36 AM  
 2:51 AM  
 3:06 AM  
 3:21 AM  
 3:36 AM  
 3:51 AM  
 4:06 AM  
 4:21 AM  
 4:36 AM  
 4:51 AM  
 5:06 AM  
 5:21 AM  
 5:36 AM  
 5:51 AM  
 6:06 AM  
 6:21 AM  
 6:36 AM  
 6:51 AM  
 7:06 AM  
 7:21 AM  
 7:36 AM  
 7:51 AM  
 8:06 AM  
 8:21 AM  
 8:36 AM  
 8:51 AM

53	0	0	1	54
32	0	0	2	34
31	0	0	0	31
28	0	0	1	29
28	0	2	0	30
14	0	1	1	16
21	0	0	2	23
11	0	0	0	11
6	0	0	0	6
8	0	0	1	9
9	0	0	0	9
5	0	0	0	5
3	0	0	0	3
1	0	0	0	1
1	0	0	1	2
1	0	0	0	1
3	0	0	1	4
1	0	0	0	1
1	0	0	1	2
0	0	0	0	0
2	0	0	0	2
1	0	0	0	1
0	0	0	0	0
1	0	0	0	1
1	0	0	1	2
1	0	0	0	1
0	0	0	0	0
0	0	0	0	0
1	0	0	0	1
1	0	0	1	2
1	0	0	0	1
0	0	0	0	0
0	0	0	0	0
1	0	0	0	1
0	0	1	0	1
1	0	1	0	2
2	0	0	0	2
1	0	0	1	2
1	0	0	0	1
5	0	0	0	5
2	0	0	0	2
5	0	2	1	8
15	0	1	1	17
10	0	1	3	14
9	0	0	1	10
11	0	3	0	14
21	0	2	4	27
32	0	1	1	34
36	0	2	0	38
45	0	0	2	47
67	0	1	1	69
66	0	4	3	73
50	0	3	0	53
34	0	4	2	40
38	0	3	2	43
32	0	3	2	37

9:06 AM	31	0	4	2	37
9:21 AM	33	0	4	4	41
9:36 AM	39	0	4	2	45
9:51 AM	33	0	2	3	38
10:06 AM	51	0	2	4	57
10:21 AM	1	0	0	0	1
Total	2685	0	128	162	2975
Total %	90.3	0.0	4.3	5.4	100.0
AM Times	7:21 AM	8:36 AM	10:21 AM	11:06 AM	7:36 AM
AM Peaks	228	0	13	11	235
PM Times	4:36 PM	12:06 PM	12:36 PM	3:51 PM	4:36 PM
PM Peaks	287	0	8	18	304



City of Lloydminster  
4420-50 Avenue

Lloydminster, Alberta, Canada T9V 0W2  
(780) 875-6184 waguinaldo@lloydminster.ca

Count Name: 52 Street and 62 Avenue East Leg  
Site Code: 5262  
Start Date: 08/16/2023  
Page No: 4

**Direction (Eastbound)**

Start Time	Lights	Buses	Single-Unit Trucks	Articulated Trucks	Total
10:21 AM	31	0	3	1	35
10:36 AM	26	0	4	2	32
10:51 AM	42	0	5	3	50
11:06 AM	36	0	5	3	44
11:21 AM	31	0	2	4	37
11:36 AM	36	0	1	5	42
11:51 AM	40	0	3	2	45
12:06 PM	56	0	2	4	62
12:21 PM	37	0	2	3	42
12:36 PM	55	0	6	4	65
12:51 PM	67	0	4	2	73
1:06 PM	43	0	4	1	48
1:21 PM	41	0	3	3	47
1:36 PM	40	0	3	4	47
1:51 PM	38	0	2	3	43
2:06 PM	49	0	0	3	52
2:21 PM	39	0	4	1	44
2:36 PM	45	0	2	5	52
2:51 PM	51	0	5	2	58
3:06 PM	31	0	0	2	33
3:21 PM	41	0	7	3	51
3:36 PM	53	0	2	3	58
3:51 PM	52	0	3	2	57
4:06 PM	48	0	1	3	52
4:21 PM	64	0	2	1	67
4:36 PM	65	0	4	5	74
4:51 PM	81	0	1	1	83
5:06 PM	81	0	2	1	84
5:21 PM	67	0	0	3	70
5:36 PM	54	0	3	3	60
5:51 PM	44	0	2	2	48
6:06 PM	39	0	0	3	42
6:21 PM	37	0	1	2	40
6:36 PM	31	0	1	0	32
6:51 PM	27	0	1	4	32
7:06 PM	27	0	2	1	30
7:21 PM	14	0	1	0	15
7:36 PM	13	0	0	1	14
7:51 PM	13	0	0	2	15

8:06 PM  
8:21 PM  
8:36 PM  
8:51 PM  
9:06 PM  
9:21 PM  
9:36 PM  
9:51 PM  
10:06 PM  
10:21 PM  
10:36 PM  
10:51 PM  
11:06 PM  
11:21 PM  
11:36 PM  
11:51 PM  
12:06 AM  
12:21 AM  
12:36 AM  
12:51 AM  
1:06 AM  
1:21 AM  
1:36 AM  
1:51 AM  
2:06 AM  
2:21 AM  
2:36 AM  
2:51 AM  
3:06 AM  
3:21 AM  
3:36 AM  
3:51 AM  
4:06 AM  
4:21 AM  
4:36 AM  
4:51 AM  
5:06 AM  
5:21 AM  
5:36 AM  
5:51 AM  
6:06 AM  
6:21 AM  
6:36 AM  
6:51 AM  
7:06 AM  
7:21 AM  
7:36 AM  
7:51 AM  
8:06 AM  
8:21 AM  
8:36 AM  
8:51 AM

22	0	0	1	23
14	0	0	0	14
21	0	0	1	22
17	0	0	0	17
15	0	0	0	15
10	0	0	0	10
8	0	0	1	9
5	0	0	1	6
7	0	0	0	7
4	0	0	0	4
5	0	0	0	5
1	0	0	1	2
4	0	0	1	5
2	0	0	0	2
5	0	0	0	5
1	0	0	0	1
0	0	0	0	0
2	0	0	0	2
1	0	0	1	2
1	0	0	0	1
0	0	0	1	1
2	0	0	1	3
2	0	0	1	3
2	0	0	1	3
2	0	0	1	3
0	0	0	1	1
3	0	0	0	3
1	0	0	0	1
1	0	0	1	2
0	0	0	1	1
2	0	0	0	2
1	0	0	1	2
3	0	0	1	4
4	0	0	0	4
2	0	1	1	4
11	0	0	0	11
11	0	1	0	12
14	0	1	0	15
18	0	0	0	18
19	0	1	1	21
45	0	2	2	49
43	0	2	7	52
37	0	2	3	42
34	0	3	2	39
50	0	4	1	55
76	0	2	2	80
34	0	4	4	42
41	0	3	4	48
45	0	1	4	50
24	0	2	2	28



9:06 AM	20	0	3	1	24
9:21 AM	31	1	1	2	35
9:36 AM	32	0	4	4	40
9:51 AM	35	0	3	2	40
10:06 AM	33	0	7	4	44
10:21 AM	0	0	0	0	0
Total	2510	1	140	161	2812
Total %	89.3	0.0	5.0	5.7	100.0
AM Times	7:21 AM	8:36 AM	10:21 AM	11:06 AM	7:36 AM
AM Peaks	194	1	17	14	225
PM Times	4:36 PM	12:06 PM	12:36 PM	3:51 PM	4:36 PM
PM Peaks	294	0	17	11	311



City of Lloydminster  
4420-50 Avenue

Lloydminster, Alberta, Canada T9V 0W2  
(780) 875-6184 waguinaldo@lloydminster.ca

Count Name: 52 Street and 62 Avenue East Leg  
Site Code: 5262  
Start Date: 08/16/2023  
Page No: 7

