



## 2024 ALBERTA VS. SASKATCHEWAN PERMIT TOTALS

### Alberta

	Residential			Prt	Commercial \$	Prt	Industrial \$	Prt	Institutional \$				
	Prt	New Dwelling \$	#							Improvement \$	Garage \$		
January	1	\$630,000.00	1	1	\$13,000.00	1	\$19,000.00	3	\$166,000.00	0	\$0.00	0	\$0.00
February	0	\$0.00		3	\$185,000.00	0	\$0.00	3	\$210,000.00	0	\$0.00	0	\$0.00
March	3	\$1,155,000.00	3	4	\$73,749.00	0	\$0.00	1	\$1,800,000.00	1	\$200,000.00	0	\$0.00
April	4	\$2,085,000.00	4	8	\$132,961.00	1	\$40,000.00	0	\$0.00	0	\$0.00	0	\$0.00
May	3	\$1,470,000.00	3	10	\$136,515.00	0	\$0.00	2	\$773,850.00	2	\$2,340,000.00	0	\$0.00
June	2	\$650,000.00	2	4	\$83,200.00	1	\$50,000.00	0	\$0.00	4	\$5,142,640.00	0	\$0.00
July	6	\$2,455,000.00	6	5	\$1,717,377.00	0	\$0.00	2	\$15,000.00	1	\$130,000.00	2	\$776,950.00
August	1	\$680,000.00	1	5	\$103,556.00	0	\$0.00	3	\$405,000.00	0	\$0.00	0	\$0.00
September	0	\$0.00	0	0	\$0.00	0	\$0.00	0	\$0.00	0	\$0.00	0	\$0.00
October	0	\$0.00	0	0	\$0.00	0	\$0.00	0	\$0.00	0	\$0.00	0	\$0.00
November	0	\$0.00	0	0	\$0.00	0	\$0.00	0	\$0.00	0	\$0.00	0	\$0.00
December	0	\$0.00	0	0	\$0.00	0	\$0.00	0	\$0.00	0	\$0.00	0	\$0.00
<b>Total</b>	<b>20</b>	<b>\$9,125,000.00</b>	<b>20</b>	<b>40</b>	<b>\$2,445,358.00</b>	<b>3</b>	<b>\$109,000.00</b>	<b>14</b>	<b>\$3,369,850.00</b>	<b>8</b>	<b>\$7,812,640.00</b>	<b>2</b>	<b>\$776,950.00</b>

Total Permits		
Permits	Value \$	Dwellings
6	\$828,000.00	1
6	\$395,000.00	0
9	\$3,228,749.00	3
13	\$2,257,961.00	4
17	\$4,720,365.00	3
11	\$5,925,840.00	2
16	\$5,094,327.00	6
9	\$1,188,556.00	1
0	\$0.00	0
0	\$0.00	0
0	\$0.00	0
0	\$0.00	0
<b>87</b>	<b>\$23,638,798.00</b>	<b>20</b>

% of Total Permits      81.31%      77.70%      68.97%

### Monthly Totals

	Prts	Value \$	Dwell #
January	6	\$828,000.00	1
February	9	\$947,826.00	1
March	10	\$3,231,749.00	3
April	16	\$3,262,961.00	8
May	21	\$4,985,865.00	4
June	15	\$7,680,840.00	4
July	19	\$5,248,408.00	6
August	11	\$4,238,049.00	2
September	0	\$0.00	0
October	0	\$0.00	0
November	0	\$0.00	0
December	0	\$0.00	0
<b>Year To Date</b>	<b>107</b>	<b>\$30,423,698.00</b>	<b>29</b>

### Saskatchewan

	Residential			Prt	Commercial \$	Prt	Industrial \$	Prt	Institutional \$				
	Prt	New Dwelling \$	#							Improvement \$	Garage \$		
January	0	\$0.00	0	0	\$0.00	0	\$0.00	0	\$0.00	0	\$0.00	0	\$0.00
February	1	\$360,000.00	1	1	\$25,000.00	0	\$0.00	1	\$167,826.00	0	\$0.00	0	\$0.00
March	0	\$0.00	0	0	\$0.00	0	\$0.00	1	\$3,000.00	0	\$0.00	0	\$0.00
April	2	\$1,000,000.00	4	1	\$5,000.00	0	\$0.00	0	\$0.00	0	\$0.00	0	\$0.00
May	1	\$260,000.00	1	3	\$5,500.00	0	\$0.00	0	\$0.00	0	\$0.00	0	\$0.00
June	2	\$420,000.00	2	1	\$35,000.00	0	\$0.00	1	\$1,300,000.00	0	\$0.00	0	\$0.00
July	0	\$0.00	0	0	\$0.00	1	\$45,000.00	0	\$0.00	0	\$0.00	2	\$109,081.00
August	1	\$240,000.00	1	0	\$0.00	0	\$0.00	0	\$0.00	0	\$0.00	1	\$2,809,493.00
September	0	\$0.00	0	0	\$0.00	0	\$0.00	0	\$0.00	0	\$0.00	0	\$0.00
October	0	\$0.00	0	0	\$0.00	0	\$0.00	0	\$0.00	0	\$0.00	0	\$0.00
November	0	\$0.00	0	0	\$0.00	0	\$0.00	0	\$0.00	0	\$0.00	0	\$0.00
December	0	\$0.00	0	0	\$0.00	0	\$0.00	0	\$0.00	0	\$0.00	0	\$0.00
<b>Total</b>	<b>7</b>	<b>\$2,280,000.00</b>	<b>9</b>	<b>6</b>	<b>\$70,500.00</b>	<b>1</b>	<b>\$45,000.00</b>	<b>2</b>	<b>\$170,826.00</b>	<b>1</b>	<b>\$1,300,000.00</b>	<b>3</b>	<b>\$2,918,574.00</b>

Total Permits		
Permits	Value \$	Dwellings
0	\$0.00	0
3	\$552,826.00	1
1	\$3,000.00	0
3	\$1,005,000.00	4
4	\$265,500.00	1
4	\$1,755,000.00	2
3	\$154,081.00	0
2	\$3,049,493.00	1
0	\$0.00	0
0	\$0.00	0
0	\$0.00	0
<b>20</b>	<b>\$6,784,900.00</b>	<b>9</b>

% of Total Permits      18.69%      22.30%      31.03%

## August 2024 - Permits Issued

Permit Number	Project Information	Type of Work	Construction Value Total	Construction Location	Lot/Block/Plan
<b>AB</b>					
LYDB010124MU	Residential	Alternative Energy	\$ 67,286.00	5006 60 Street	21 11 062 8113
LYDB010224MU	Residential	Alternative Energy	\$ 16,270.00	5915 41 Street	55 77 942 2157
LYDB010524MU	Residential	Residential Addition	\$ 15,000.00	2908 55A Avenue	12 41 812 0271
LYDB011024MU	Residential	Accessory Building	\$ 2,500.00	5501 50A Avenue	19 55 2973 NY
LYDB010824MU	Residential	Deck	\$ 2,500.00	163- - 5308 57 Street	B 63B 022 3718
<b>AB</b>		<b>5</b>		<b>\$103,556.00</b>	
LYDB010624MU	Commercial	Renovation	\$ 75,000.00	197- - 5209 44 Street	G 902 2963
LYDB010724MU	Commercial	Renovation	\$ 30,000.00	B- - 3606 50 Avenue	12,24 X 802 2752
LYDB010924MU	Commercial	Renovation	\$ 300,000.00	6007 53 Avenue	26 8 862 1143
<b>AB</b>		<b>3</b>		<b>\$405,000.00</b>	
LYDB010024MU	Residential	New Dwelling	\$ 680,000.00	5915 13 Street	48 11 222 1235
<b>AB</b>		<b>1</b>		<b>\$680,000.00</b>	
<b>9</b>		<b>AB TOTAL</b>		<b>\$1,188,556.00</b>	
<b>SK</b>					
LYD B 0111 24 MU	Residential	New Dwelling	\$ 240,000.00	3313 41 Avenue	45 2 102194276
<b>SK</b>		<b>1</b>		<b>\$240,000.00</b>	
LYD B 0099 24 MU	Institutional	Renovation	\$ 2,809,493.00	3830 43 Avenue	20A 1 90B00298
<b>SK</b>		<b>1</b>		<b>\$2,809,493.00</b>	
<b>2</b>		<b>SK TOTAL</b>		<b>\$3,049,493.00</b>	
<b>11 PERMITS ISSUED</b>		<b>SK TOTAL</b>		<b>\$3,049,493.00</b>	<b>SK PERMITS</b>
		<b>AB TOTAL</b>		<b>\$1,188,556.00</b>	<b>AB PERMITS</b>
		<b>AB + SK TOTAL</b>		<b>\$4,238,049.00</b>	
1 New SK Dwelling Units 1 New AB Dwelling Units					



**11**

Permits issued  
In August



**\$4,238,049**

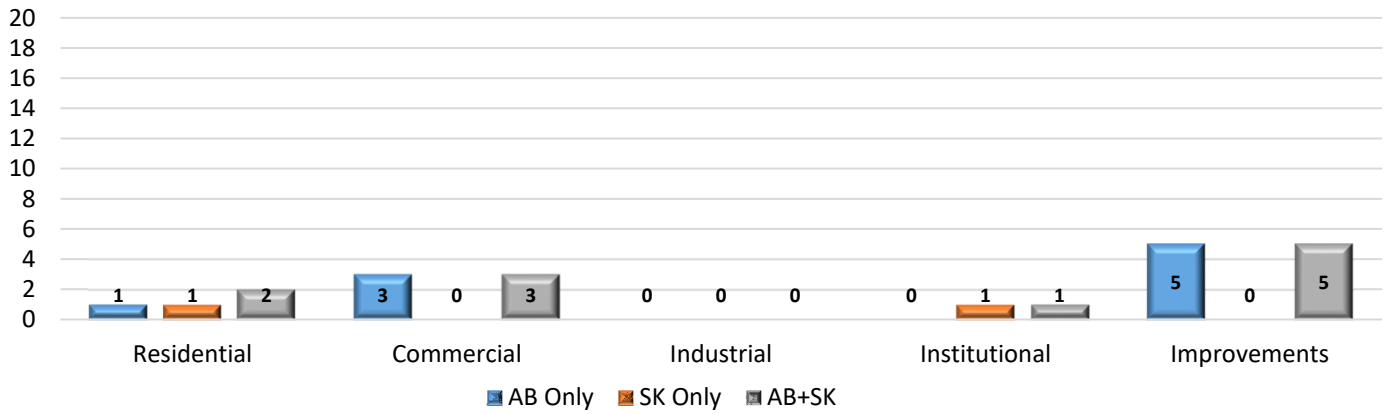
August Construction  
Value



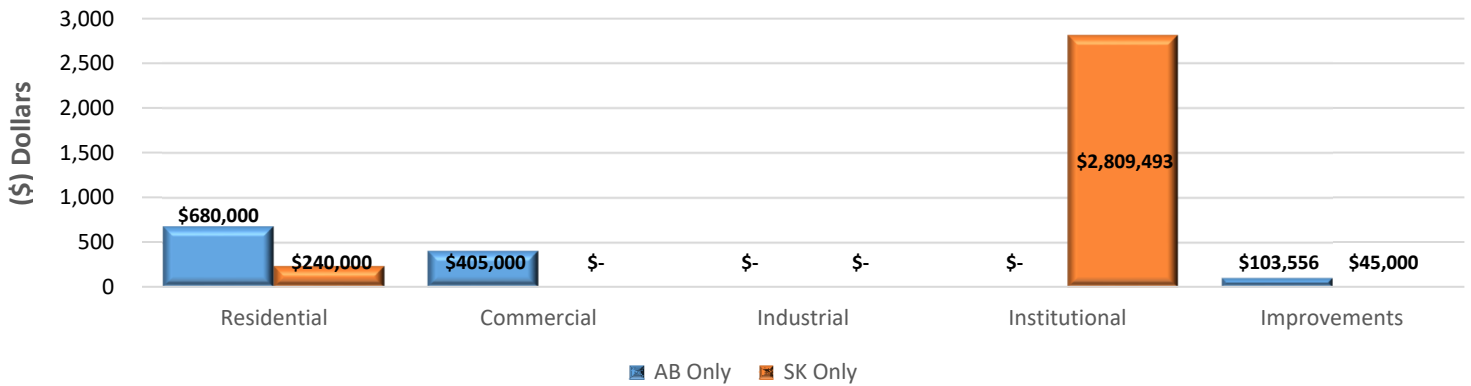
**2**

New Dwelling Units  
issued in August

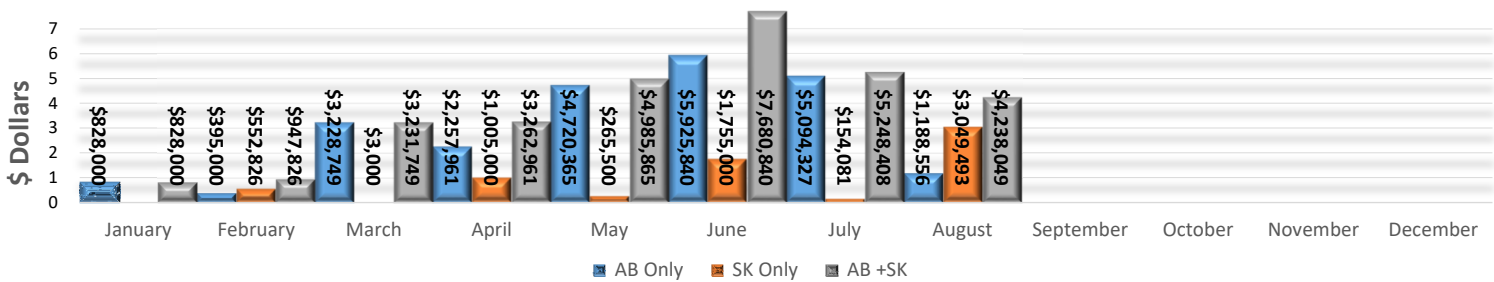
### August 2024- Permits Issued



### August 2024- Construction Values



### 2024 Construction Values Total



Year	2020	2021	2022	2023	2024
# of Permits	149	189	170	123	107
Construction Value	\$22,079,877	\$71,663,690	\$65,564,682	\$120,000,004	\$30,423,698
# of New Dwellings	28	32	125	22	29