

2022 ALBERTA VS. SASKATCHEWAN PERMIT TOTALS

Alberta

Monthly Totals

	Residential			Prt	Commercial \$	Prt	Industrial \$	Prt	Institutional \$				
	Prt	New Dwelling \$	#							Prt	Improvement \$	Prt	Garage \$
January	2	\$560,000.00	2	1	\$39,000.00	0	\$0.00	3	\$163,600.00	1	\$14,000.00	0	\$0.00
February	1	\$480,000.00	1	1	\$10,000.00	0	\$0.00	4	\$841,730.00	0	\$0.00	0	\$0.00
March	3	\$1,380,000.00	3	2	\$5,000.00	0	\$0.00	3	\$853,999.00	0	\$0.00	0	\$0.00
April	3	\$1,066,346.00	3	7	\$78,000.00	1	\$35,000.00	4	\$525,000.00	0	\$0.00	1	\$26,000,000.00
May	6	\$1,940,000.00	6	7	\$223,305.00	1	\$35,000.00	1	\$25,000.00	1	\$1,500,000.00	0	\$0.00
June	6	\$3,021,000.00	18	9	\$195,384.00	0	\$0.00	3	\$1,185,000.00	0	\$0.00	0	\$0.00
July	3	\$1,320,000.00	3	6	\$58,935.00	0	\$0.00	2	\$279,000.00	0	\$0.00	1	\$180,000.00
August	8	\$4,279,000.00	24	3	\$1,477,000.00	0	\$0.00	3	\$453,900.00	0	\$0.00	0	\$0.00
September	4	\$2,249,000.00	4	5	\$79,000.00	0	\$0.00	1	\$60,000.00	1	\$205,000.00	0	\$0.00
October	6	\$3,600,000.00	32	7	\$126,000.00	0	\$0.00	3	\$545,000.00	0	\$0.00	0	\$0.00
November	1	\$450,000.00	1	0	\$0.00	0	\$0.00	1	\$152,342.00	0	\$0.00	0	\$0.00
December	0	\$0.00	0	0	\$0.00	0	\$0.00	0	\$0.00	0	\$0.00	0	\$0.00
Total	43	\$20,345,346.00	97	48	\$2,291,624.00	2	\$70,000.00	28	\$5,084,571.00	3	\$1,719,000.00	2	\$26,180,000.00

Total Permits		
Permits	Value \$	Dwellings
7	\$776,600.00	2
6	\$1,331,730.00	1
8	\$2,238,999.00	3
16	\$27,704,346.00	3
16	\$3,723,305.00	6
18	\$4,401,384.00	18
12	\$1,837,935.00	3
14	\$6,209,900.00	24
11	\$2,593,000.00	4
16	\$4,271,000.00	32
2	\$602,342.00	1
0	\$0.00	0
126	\$55,690,541.00	97

	Prts	Value \$	Dwell #
January	9	\$1,167,600.00	2
February	7	\$1,346,730.00	1
March	8	\$2,238,999.00	3
April	19	\$27,734,646.00	3
May	19	\$3,887,505.00	6
June	23	\$5,822,003.00	19
July	15	\$2,640,935.00	8
August	25	\$10,279,900.00	42
September	14	\$2,679,522.00	4
October	18	\$4,486,000.00	34
November	4	\$1,127,342.00	1
December	0	\$0.00	0
Year To Date	161	\$63,411,182.00	123

% of Total Permits 78.26% 87.82% 78.86%

Saskatchewan

	Residential			Prt	Commercial \$	Prt	Industrial \$	Prt	Institutional \$				
	Prt	New Dwelling \$	#							Prt	Improvement \$	Prt	Garage \$
January	0	\$0.00	0	1	\$10,000.00	0	\$0.00	1	\$381,000.00	0	\$0.00		
February	0	\$0.00	0	1	\$15,000.00	0	\$0.00	0	\$0.00	0	\$0.00		
March	0	\$0.00	0	0	\$0.00	0	\$0.00	0	\$0.00	0	\$0.00		
April	0	\$0.00	0	2	\$10,300.00	1	\$20,000.00	0	\$0.00	0	\$0.00		
May	0	\$0.00	0	3	\$164,200.00	0	\$0.00	0	\$0.00	0	\$0.00		
June	1	\$380,000.00	1	3	\$40,619.00	0	\$0.00	1	\$1,000,000.00	0	\$0.00		
July	2	\$800,000.00	5	1	\$3,000.00	0	\$0.00	0	\$0.00	0	\$0.00		
August	5	\$3,850,000.00	18	2	\$15,000.00	1	\$85,000.00	3	\$120,000.00	0	\$0.00		
September	0	\$0.00	0	1	\$14,522.00	0	\$0.00	2	\$72,000.00	0	\$0.00		
October	1	\$150,000.00	2	0	\$0.00	0	\$0.00	1	\$65,000.00	0	\$0.00		
November	0	\$0.00	0	1	\$200,000.00	0	\$0.00	1	\$325,000.00	0	\$0.00		
December	0	\$0.00	0	0	\$0.00	0	\$0.00	0	\$0.00	0	\$0.00		
Total	9	\$5,180,000.00	26	15	\$472,641.00	2	\$105,000.00	8	\$1,582,000.00	1	\$381,000.00	0	\$0.00

Total Permits		
Permits	Value \$	Dwellings
2	\$391,000.00	0
1	\$15,000.00	0
0	\$0.00	0
3	\$30,300.00	0
3	\$164,200.00	0
5	\$1,420,619.00	1
3	\$803,000.00	5
11	\$4,070,000.00	18
3	\$86,522.00	0
2	\$215,000.00	2
2	\$525,000.00	0
0	\$0.00	0
35	\$7,720,641.00	26

% of Total Permits 21.74% 12.18% 21.14%



4

Permits issued
In November



\$1,127,342

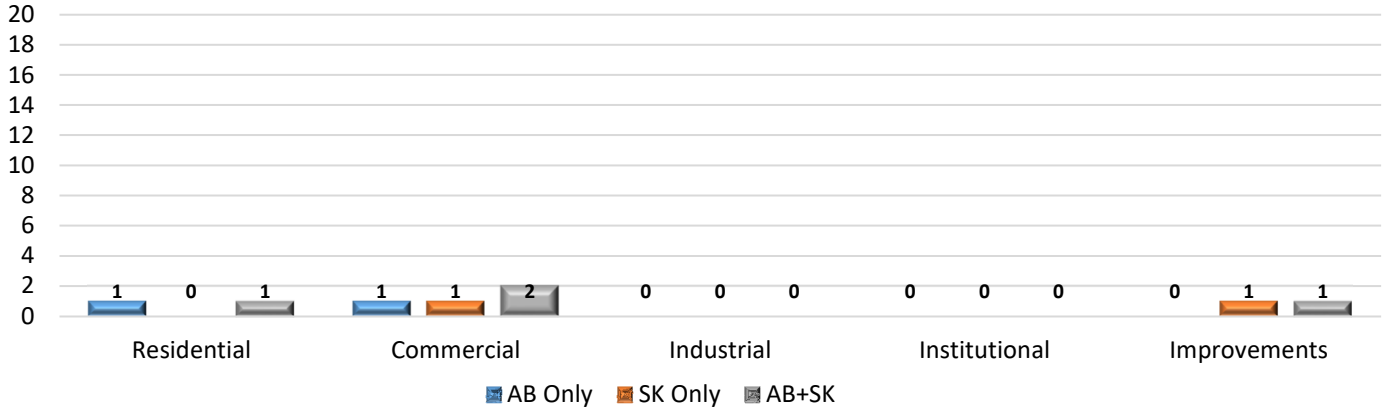
November
Construction Value



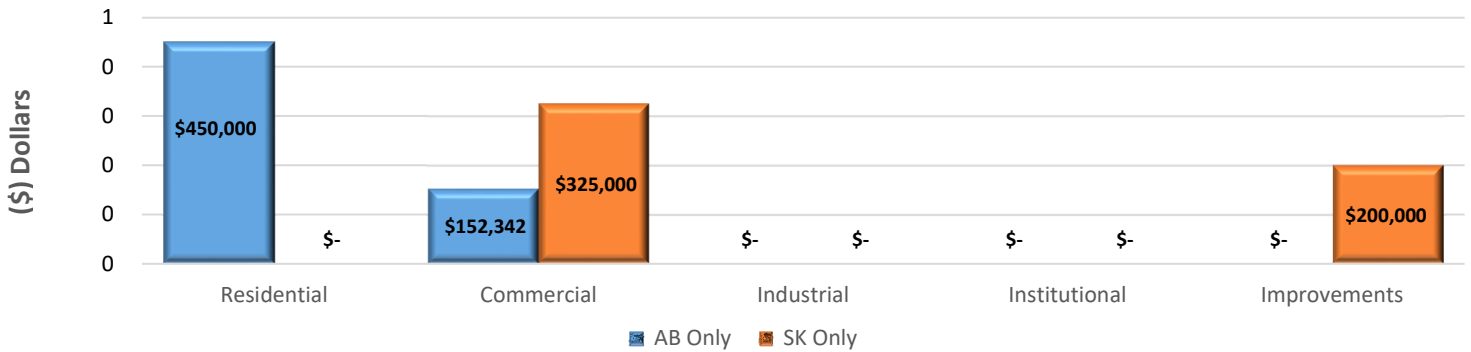
1

New Dwelling
Unit in
November

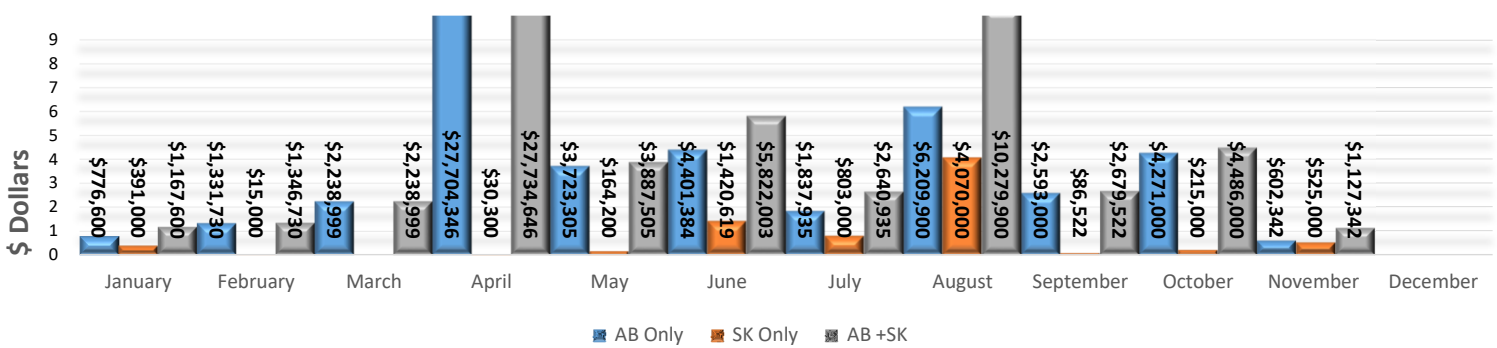
November 2022 - Permits Issued



November 2022- Construction Values



2022 Construction Values Total



Year	2018	2019	2020	2021	2022
# of Permits	194	151	151	189	161
Consturction Value	\$25,090,406	\$25,153,350	\$22,079,877	\$71,663,690	\$63,411,182
# of New Dwelling Units	38	40	28	32	123

November 2022 - Permits Issued

Permit Number	Project Information	Type of Work	Construction Value Total	Construction Location	Lot/Block/Plan
AB					
LYDB016322MU	Residential	New Dwelling	\$ 450,000.00	1802 60A Ave Close	31 13 222 1544
AB	1		\$ 450,000.00		
LYDB017122MU	Commercial	Renovation	\$ 152,342.00	2902 59 Avenue	E 882 2541
AB	1	TOTAL	\$ 152,342.00		
	2	AB TOTAL	\$ 602,342.00		
SK					
LYDB016522MU	Commercial	Leasehold Improvement	\$ 325,000.00	101- 501 50 Av	6 2 BX4535
SK	1	TOTAL	\$ 325,000.00		
LYDB016922MU	Residential	Fire Restoration	\$ 200,000.00	4748 Barr Cres.	9 3 68B 03852
SK	1	TOTAL	\$ 200,000.00		
	2	SK TOTAL	\$ 525,000.00		
4 PERMITS ISSUED		SK TOTAL	\$ 525,000.00	2 SK PERMITS	0 New SK Dwelling Units
		AB TOTAL	\$ 602,342.00	2 AB PERMITS	1 New AB Dwelling Units
		AB + SK TOTAL	\$1,127,342.00		