

2023 ALBERTA VS. SASKATCHEWAN PERMIT TOTALS

Alberta

Monthly Totals

	Residential			Prt	Commercial \$	Prt	Industrial \$	Prt	Institutional \$				
	Prt	New Dwelling \$	#							Prt	Improvement \$	Prt	Garage \$
January	0	\$0.00	0	2	\$32,850.00	0	\$0.00	5	\$5,257,300.00	0	\$0.00	1	\$1,070,000.00
February	1	\$500,000.00	1	0	\$0.00	0	\$0.00	2	\$634,000.00	0	\$0.00	0	\$0.00
March	0	\$0.00	0	1	\$25,000.00	0	\$0.00	2	\$3,505,200.00	0	\$0.00	0	\$0.00
April	2	\$940,000.00	2	1	\$600.00	1	\$40,000.00	4	\$340,000.00	0	\$0.00	0	\$0.00
May	1	\$275,000.00	1	7	\$117,320.00	0	\$0.00	3	\$7,350,000.00	0	\$0.00	1	\$597,989.00
June	1	\$375,590.00	1	6	\$57,000.00	0	\$0.00	2	\$2,329,387.00	0	\$0.00	0	\$0.00
July	0	\$0.00	0	4	\$50,626.00	1	\$10,000.00	2	\$221,155.00	0	\$0.00	0	\$0.00
August	5	\$2,955,000.00	5	4	\$133,000.00	0	\$0.00	2	\$1,700,000.00	0	\$0.00	0	\$0.00
September	0	\$0.00	0	0	\$0.00	0	\$0.00	0	\$0.00	0	\$0.00	0	\$0.00
October	0	\$0.00	0	0	\$0.00	0	\$0.00	0	\$0.00	0	\$0.00	0	\$0.00
November	0	\$0.00	0	0	\$0.00	0	\$0.00	0	\$0.00	0	\$0.00	0	\$0.00
December	0	\$0.00	0	0	\$0.00	0	\$0.00	0	\$0.00	0	\$0.00	0	\$0.00
Total	10	\$5,045,590.00	10	25	\$416,396.00	2	\$50,000.00	22	\$21,337,042.00	0	\$0.00	2	\$1,667,989.00

Total Permits		
Permits	Value \$	Dwellings
8	\$6,360,150.00	0
3	\$1,134,000.00	1
3	\$3,530,200.00	0
8	\$1,320,600.00	2
12	\$8,340,309.00	1
9	\$2,761,977.00	1
7	\$281,781.00	0
11	\$4,788,000.00	5
0	\$0.00	0
0	\$0.00	0
0	\$0.00	0
0	\$0.00	0
61	\$28,517,017.00	10

	Prts	Value \$	Dwell #
January	11	\$6,960,150.00	2
February	4	\$2,358,429.00	1
March	3	\$3,530,200.00	0
April	9	\$1,672,600.00	3
May	14	\$15,166,471.00	1
June	12	\$3,015,377.00	1
July	8	\$311,781.00	0
August	14	\$4,918,500.00	5
September	0	\$0.00	0
October	0	\$0.00	0
November	0	\$0.00	0
December	0	\$0.00	0
Year To Date	75	\$37,933,508.00	13

% of Total Permits 81.33% 75.18% 76.92%

Saskatchewan

	Residential			Prt	Commercial \$	Prt	Industrial \$	Prt	Institutional \$				
	Prt	New Dwelling \$	#							Prt	Improvement \$	Prt	Garage \$
January	1	\$350,000.00	2	0	\$0.00	0	\$0.00	2	\$250,000.00	0	\$0.00	0	\$0.00
February	0	\$0.00	0	0	\$0.00	0	\$0.00	1	\$1,224,429.00	0	\$0.00	0	\$0.00
March	0	\$0.00	0	0	\$0.00	0	\$0.00	0	\$0.00	0	\$0.00	0	\$0.00
April	1	\$352,000.00	1	0	\$0.00	0	\$0.00	0	\$0.00	0	\$0.00	0	\$0.00
May	0	\$0.00	0	1	\$2,000.00	0	\$0.00	1	\$6,824,162.00	0	\$0.00	0	\$0.00
June	0	\$0.00	0	2	\$3,400.00	0	\$0.00	1	\$250,000.00	0	\$0.00	0	\$0.00
July	0	\$0.00	0	1	\$30,000.00	0	\$0.00	0	\$0.00	0	\$0.00	0	\$0.00
August	0	\$0.00	0	1	\$500.00	0	\$0.00	1	\$30,000.00	1	\$100,000.00	0	\$0.00
September	0	\$0.00	0	0	\$0.00	0	\$0.00	0	\$0.00	0	\$0.00	0	\$0.00
October	0	\$0.00	0	0	\$0.00	0	\$0.00	0	\$0.00	0	\$0.00	0	\$0.00
November	0	\$0.00	0	0	\$0.00	0	\$0.00	0	\$0.00	0	\$0.00	0	\$0.00
December	0	\$0.00	0	0	\$0.00	0	\$0.00	0	\$0.00	0	\$0.00	0	\$0.00
Total	2	\$702,000.00	3	5	\$35,900.00	0	\$0.00	6	\$8,578,591.00	1	\$100,000.00	0	\$0.00

Total Permits		
Permits	Value \$	Dwellings
3	\$600,000.00	2
1	\$1,224,429.00	0
0	\$0.00	0
1	\$352,000.00	1
2	\$6,826,162.00	0
3	\$253,400.00	0
1	\$30,000.00	0
3	\$130,500.00	0
0	\$0.00	0
0	\$0.00	0
0	\$0.00	0
14	\$9,416,491.00	3

% of Total Permits 18.67% 24.82% 23.08%

August 2023 - Permits Issued

Permit Number	Project Information	Type of Work	Construction Value Total	Construction Location	Lot/Block/Plan
AB					
LYDB006323MU	Commercial	New Construction	\$1,490,000.00	5701 59 Avenue	Pcl A 1176 HW
LYDB006423MU	Commercial	Renovation	\$210,000.00	2606 50 Avenue	57 46 112 4353
AB	2		\$1,700,000.00		
LYDB005923MU	Residential	New Construction	\$475,000.00	6001 17 Street	6 15 152 0465
LYDB006623MU	Residential	New Construction	\$520,000.00	5921 13 Street	50 11 222 1235
LYDB006823MU	Residential	New Construction	\$1,200,000.00	8- - 2715 73 Avenue	8 Condo 112 2271
LYDB006923MU	Residential	New Construction	\$500,000.00	1807 60A Ave Close	35 13 222 1544
LYDB007223MU	Residential	New Construction	\$260,000.00	5514 14 Street	42 58 232 1629
AB	5		\$2,955,000.00		
LYDB005823MU	Residential	Deck	\$18,000.00	5924 41 Street	75 78 942 2157
LYDB006523MU	Residential	Residential Reno	\$80,000.00	4508 54 Avenue	1 39 320HW
LYDB006723MU	Residential	Deck	\$10,000.00	5607 43 Street	17 62 743KS
LYDB007323MU	Residential	Basement Reno	\$25,000.00	5607 43 Street	17 62 743KS
AB	4		\$133,000.00		
	11	AB TOTAL	\$4,788,000.00		
SK					
LYDB007423MU	Residential	Basement Reno	\$500.00	4615 32 Street	24 7 80B 07482
SK	1		\$500.00		
LYDB007023MU	Commercial	Renovation	\$30,000.00	1501 50 Avenue	6 2 BX 4535
SK	1		\$30,000.00		
LYDB007123MU	Industrial	Renovation	\$100,000.00	3705 44 Street	10 5 101927875
SK	1		\$100,000.00		
	3	SK TOTAL	\$130,500.00		
14 PERMITS ISSUED		SK TOTAL	\$130,500.00	3 SK PERMITS	0 New SK Dwelling Units
		AB TOTAL	\$4,788,000.00	11 AB PERMITS	5 New AB Dwelling Units
		AB + SK TOTAL	\$4,918,500.00		



14

Permits issued
In August



\$4,918,500

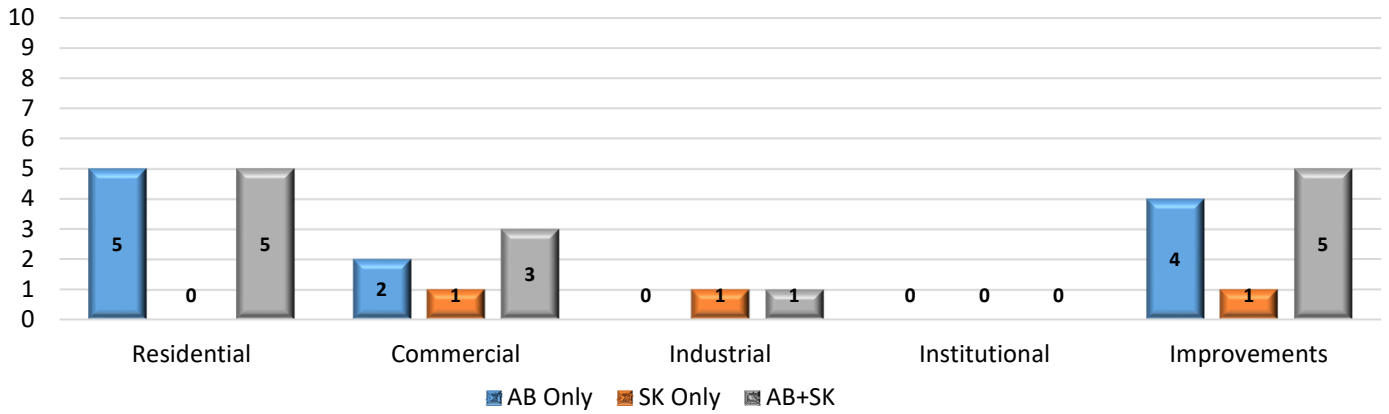
August
Construction Value



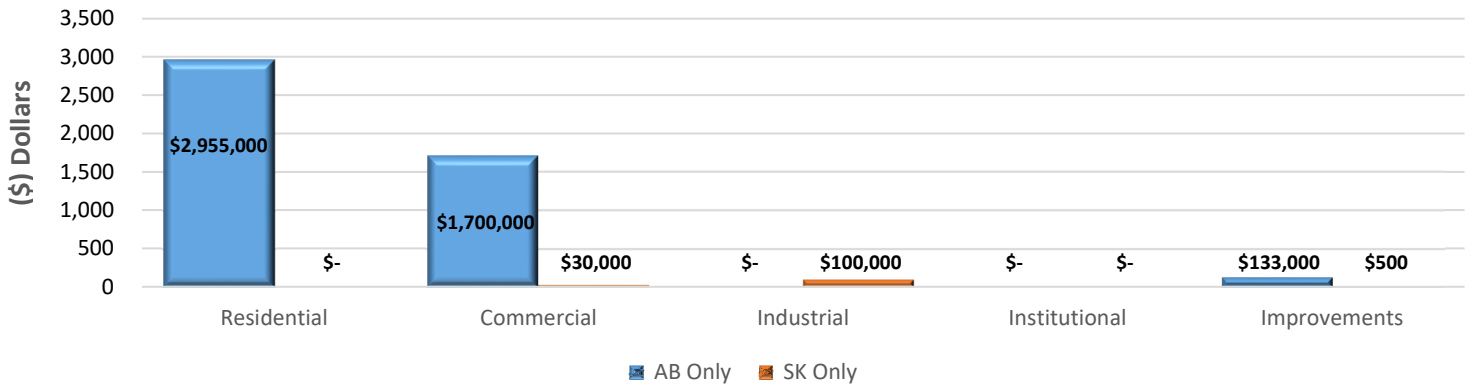
5

New Dwelling Unit(s)
issued in August

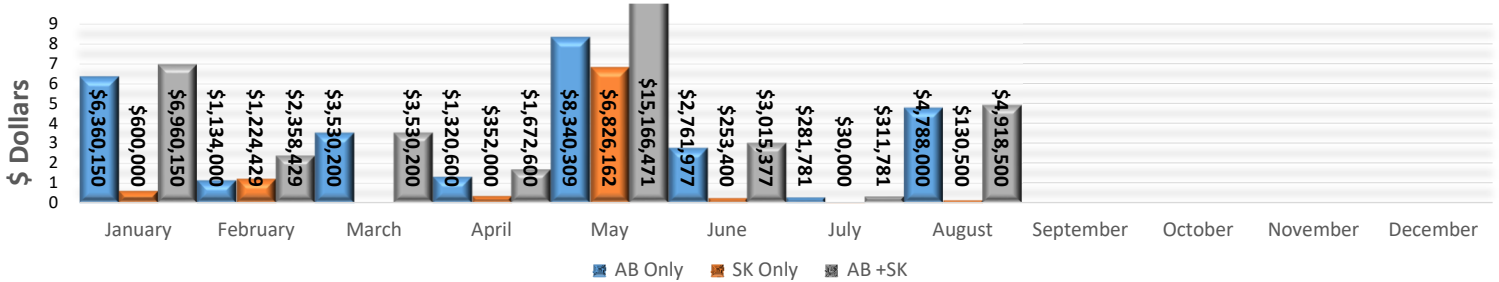
August 2023- Permits Issued



August 2023- Construction Values



2023 Construction Values Total



Year	2019	2020	2021	2022	2023
# of Permits	151	149	189	170	75
Construction Value	\$25,153,350	\$22,079,877	\$71,663,690	\$65,564,682	\$37,933,508
# of New Dwellings	40	28	32	125	13