

City of Lloydminster 2024 Building Statistics

Year To Date

Month	Commercial				Industrial				Institutional				Residential										Permit Total														
	New	Prt.	Improvement	Prt.	New	Prt.	Improvement	Prt.	New	Prt.	Improvement	Prt.	Prt.	New Single Det.	#	Prt.	Semi-Detached Duplex	#	Prt.	Mobile Home	#	Prt.	New Apartment/ Garden Suite	#	Prt.	New Rowhouse	#	Prt.	New Townhouse	#	Prt.	Improvement	Prt.	Garage	# of Dwellings	Prt.	Value (\$)
January	\$0.00	0	\$166,000.00	3	\$0.00	0	\$0.00	0	\$0.00	0	\$0.00	0	1	\$630,000.00	1	0	\$0.00	0	0	\$0.00	0	0	\$0.00	0	0	\$0.00	0	0	\$0.00	0	0	\$13,000.00	1	\$19,000.00	1	6	\$828,000.00
February	\$0.00	0	\$377,826.00	4	\$0.00	0	\$0.00	0	\$0.00	0	\$0.00	0	1	\$360,000.00	1	0	\$0.00	0	0	\$0.00	0	0	\$0.00	0	0	\$0.00	0	0	\$0.00	0	0	\$210,000.00	0	\$0.00	1	9	\$947,826.00
March	\$0.00	0	\$1,803,000.00	2	\$0.00	0	\$200,000.00	1	\$0.00	0	\$0.00	0	3	\$1,155,000.00	3	0	\$0.00	0	0	\$0.00	0	0	\$0.00	0	0	\$0.00	0	0	\$0.00	0	0	\$73,749.00	0	\$0.00	3	10	\$3,231,749.00
April	\$0.00	0	\$0.00	0	\$0.00	0	\$0.00	0	\$0.00	0	\$0.00	0	6	\$3,085,000.00	8	0	\$0.00	0	0	\$0.00	0	0	\$0.00	0	0	\$0.00	0	0	\$0.00	0	0	\$137,961.00	1	\$40,000.00	8	16	\$3,262,961.00
May	\$773,850.00	2	\$0.00	0	\$5,842,420.00	0	\$2,340,000.00	2	\$0.00	0	\$0.00	0	4	\$1,730,000.00	4	0	\$0.00	0	0	\$0.00	0	0	\$0.00	0	0	\$0.00	0	0	\$0.00	0	0	\$142,015.00	0	\$0.00	4	21	\$4,985,865.00
June	\$0.00	0	\$0.00	0	\$5,842,420.00	3	\$600,220.00	2	\$0.00	0	\$0.00	0	3	\$1,055,000.00	3	0	\$0.00	0	0	\$0.00	0	0	\$15,000.00	1	0	\$0.00	0	0	\$0.00	0	0	\$118,200.00	1	\$50,000.00	4	15	\$7,680,840.00
July	\$0.00	0	\$0.00	0	\$0.00	0	\$0.00	0	\$0.00	0	\$0.00	0	0	\$0.00	0	0	\$0.00	0	0	\$0.00	0	0	\$0.00	0	0	\$0.00	0	0	\$0.00	0	0	\$0.00	0	0	\$0.00		
August	\$0.00	0	\$0.00	0	\$0.00	0	\$0.00	0	\$0.00	0	\$0.00	0	0	\$0.00	0	0	\$0.00	0	0	\$0.00	0	0	\$0.00	0	0	\$0.00	0	0	\$0.00	0	0	\$0.00	0	0	\$0.00		
September	\$0.00	0	\$0.00	0	\$0.00	0	\$0.00	0	\$0.00	0	\$0.00	0	0	\$0.00	0	0	\$0.00	0	0	\$0.00	0	0	\$0.00	0	0	\$0.00	0	0	\$0.00	0	0	\$0.00	0	0	\$0.00		
October	\$0.00	0	\$0.00	0	\$0.00	0	\$0.00	0	\$0.00	0	\$0.00	0	0	\$0.00	0	0	\$0.00	0	0	\$0.00	0	0	\$0.00	0	0	\$0.00	0	0	\$0.00	0	0	\$0.00	0	0	\$0.00		
November	\$0.00	0	\$0.00	0	\$0.00	0	\$0.00	0	\$0.00	0	\$0.00	0	0	\$0.00	0	0	\$0.00	0	0	\$0.00	0	0	\$0.00	0	0	\$0.00	0	0	\$0.00	0	0	\$0.00	0	0	\$0.00		
December	\$0.00	0	\$0.00	0	\$0.00	0	\$0.00	0	\$0.00	0	\$0.00	0	0	\$0.00	0	0	\$0.00	0	0	\$0.00	0	0	\$0.00	0	0	\$0.00	0	0	\$0.00	0	0	\$0.00	0	0	\$0.00		
Total	\$773,850.00	2	\$2,346,826.00	9	\$5,842,420.00	3	\$3,140,220.00	5	\$0.00	0	\$0.00	0	18	\$8,015,000.00	20	0	\$0.00	0	0	\$0.00	0	0	\$15,000.00	1	0	\$0.00	0	0	\$0.00	0	0	\$694,925.00	3	\$109,000.00	21	77	\$20,937,241.00

Year To Year Totals

Year	Commercial				Industrial				Institutional				Residential										Permit Total																	
	New	Prt.	Improvement	Prt.	New	Prt.	Improvement	Prt.	New	Prt.	Improvement	Prt.	Prt.	New Single Det.	#	Prt.	Semi-Detached	#	Prt.	Mobile Home	#	Prt.	New Apartment	#	Prt.	New Rowhouse	#	Prt.	New Townhouse	#	Prt.	Improvement	Prt.	Garage	# of Dwellings	Prt.	Value (\$)			
2024	\$773,850.00	2	\$2,346,826.00	9	\$5,842,420.00	3	\$3,140,220.00	5	\$0.00	0	\$0.00	0	18	\$8,015,000.00	20	0	\$0.00	0	0	\$0.00	0	0	\$15,000.00	1	0	\$0.00	0	0	\$0.00	0	0	\$694,925.00	3	\$109,000.00	21	77	\$20,937,241.00			
2023	\$2,114,162.00	5	\$10,429,328.00	35	\$10,429,328.00	0	\$311,757.00	3	\$74,045,000.00	1	\$3,145,374.00	5	19	\$9,137,590.00	19	1	\$350,000.00	2	1	\$100,000.00	1	0	\$0.00	0	0	\$0.00	0	0	\$0.00	0	0	\$1,176,793.00	11	\$90,000.00	22	123	\$120,000,004.00			
2022	\$2,080,000.00	3	\$4,975,071.00	36	\$1,881,000.00	2	\$219,000.00	2	\$0.00	0	\$26,180,000.00	2	34	\$14,240,346.00	34	2	\$300,000.00	4	0	\$0.00	0	0	\$0.00	0	18	\$11,960,000.00	91	0	\$0.00	0	0	\$8,554,265.00	13	\$175,000.00	129	170	\$65,564,682.00			
2021	\$12,905,000.00	3	\$12,883,594.00	73	\$4,311,394.00	2	\$4,735,000.00	5	\$7,100,000.00	1	\$16,011,080.00	4	28	\$11,234,000.00	30	1	\$430,000.00	2	0	\$0.00	0	0	\$0.00	0	0	\$0.00	0	0	\$0.00	0	0	\$1,873,622.00	20	\$150,000.00	32	189	\$1,633,690.00			
2020	\$3,585,000.00	4	\$4,577,330.00	20	\$3,900,000.00	2	\$0.00	0	\$0.00	0	\$835,140.00	6	24	\$7,263,383.00	24	0	\$0.00	0	0	\$0.00	0	0	\$0.00	0	1	\$560,000.00	4	0	\$0.00	0	0	\$1,113,024.00	9	\$146,000.00	28	149	\$22,079,877.00			
2019	\$5,875,273.50	4	\$5,461,401.29	31	\$1,900,000.00	2	\$88,000.00	3	\$0.00	0	\$1,992,500.00	6	18	\$5,688,500.00	18	0	\$0.00	0	0	\$0.00	0	0	\$0.00	0	5	\$3,023,276.00	16	0	\$0.00	0	0	\$1,049,400.00	2	\$75,000.00	40	143	\$25,153,350.79			
2018	\$2,523,795.00	5	\$6,099,045.00	42	\$0.00	0	\$887,000.00	3	\$0.00	0	\$1,825,866.00	8	38	\$12,041,000.00	38	0	\$0.00	0	0	\$0.00	0	0	\$0.00	0	0	\$0.00	0	0	\$0.00	0	0	\$1,616,700.00	4	\$97,000.00	38	194	\$25,090,406.00			
2017	\$10,848,000.00	5	\$6,912,660.00	46	\$1,650,000.00	2	\$478,998.15	5	\$674,000.00	1	\$760,000.00	2	51	\$16,321,900.00	51	0	\$0.00	0	0	\$0.00	0	0	\$0.00	0	0	\$1,545,000.00	8	1	\$465,000.00	4	89	\$1,020,460.00	6	\$121,500.00	63	212	\$40,732,618.15			
2016	\$4,856,293.00	7	\$5,687,433.00	35	\$2,400,000.00	5	\$384,000.00	5	\$0.00	0	\$4,580,000.00	3	51	\$16,125,057.00	51	0	\$0.00	0	0	\$0.00	0	0	\$0.00	0	1	\$85,000.00	1	0	\$0.00	0	0	\$1,629,521.00	8	\$175,452.00	58	257	\$36,784,756.00			
2015	\$36,380,121.00	27	\$12,764,942.00	50	\$9,579,783.00	7	\$450,030.00	3	\$0.00	0	\$14,492,183.00	6	107	\$36,733,668.00	107	0	\$0.00	0	0	\$0.00	0	0	\$0.00	0	1	\$1,000,000.00	9	2	\$1,200,000.00	8	172	\$6,414,697.61	12	\$255,000.00	124	375	\$119,270,424.61			
2014	\$36,105,414.00	27	\$8,760,278.00	37	\$19,218,290.50	11	\$1,217,000.00	3	\$90,000.00	1	\$3,294,000.00	4	254	\$68,331,474.00	245	0	\$0.00	0	0	\$0.00	0	3	\$4,400,000.00	3	6	\$25,358,000.00	300	2	\$1,000,000.00	16	9	\$4,137,218.00	36	217	\$4,247,205.00	44	\$243,716.00	600	599	\$172,734,829.61
2013	\$56,345,014.42	15	\$16,718,307.00	52	\$21,371,379.00	17	\$2,985,404.00	10	\$9,000,000.00	1	\$657,651.00	7	241	\$64,885,874.00	245	0	\$0.00	0	0	\$0.00	0	3	\$404,000.00	3	28	\$13,756,506.00	132	1	\$600,367.00	4	199	\$1,440,943.67	11	\$243,716.00	384	585	\$188,409,162.29			
2012	\$10,380,900.00	11	\$6,739,590.00	44	\$13,130,000.00	15	\$7,473,610.00	14	\$45,981,995.00	7	\$1,331,847.00	7	253	\$65,642,990.00	253	0	\$0.00	0	0	\$0.00	0	8	\$800,000.00	8	5	\$2,400,000.00	206	24	\$13,504,107.00	115	1	\$524,077.00	4	182	\$1,377,717.00	12	\$285,301.00	586	583	\$188,772,134.00
2011	\$11,167,059.00	17	\$7,150,574.00	42	\$25,931,706.00	27	\$521,500.00	4	\$57,541,220.00	10	\$1,210,229.00	6	234	\$59,614,276.00	234	0	\$0.00	0	0	\$0.00	0	8	\$1,004,151.00	8	1	\$4,095,000.00	63	6	\$6,822,325.00	50	3	\$3,643,000.00	18	198	\$1,314,344.00	22	\$310,188.00	373	578	\$180,325,572.00
2010	\$26,663,773.00	10	\$6,615,408.00	56	\$19,983,378.00	9	\$1,068,065.00	6	\$118,000.00	3	\$6,230,023.00	12	180	\$44,756,679.00	180	1	\$435,000.00	2	5	\$641,630.00	5	0	\$0.00	0	1	\$965,000.00	5	3	\$2,016,103.00	27	238	\$2,016,103.00	22	\$286,381.00	219	546	\$112,464,215.00			
2009	\$6,953,000.00	6	\$12,225,290.00	31	\$975,000.00	1	\$1,163,500.00	6	\$1,363,000.00	2	\$110,800.00	4	81	\$18,016,975.00	81	0	\$0.00	0	0	\$0.00	0	6	\$660,000.00	6	1	\$3,600,000.00	24	0	\$0.00	0	1	\$471,590.00	3	230	\$1,832,783.00	24	\$366,355.00	114	393	\$47,738,303.00
2008	\$8,229,810.00	15	\$8,097,150.00	45	\$5,188,909.00	6	\$329,820.00	2	\$0.00	0	\$3,857,184.00																													

2023 ALBERTA VS. SASKATCHEWAN PERMIT TOTALS

Alberta

	Residential			Prt	Commercial \$	Prt	Industrial \$	Prt	Institutional \$				
	Prt	New Dwelling \$	#							Improvement \$	Garage \$		
January	1	\$630,000.00	1	1	\$13,000.00	1	\$19,000.00	3	\$166,000.00	0	\$0.00	0	\$0.00
February	0	\$0.00		3	\$185,000.00	0	\$0.00	3	\$210,000.00	0	\$0.00	0	\$0.00
March	3	\$1,155,000.00	3	4	\$73,749.00	0	\$0.00	1	\$1,800,000.00	1	\$200,000.00	0	\$0.00
April	4	\$2,085,000.00	4	8	\$132,961.00	1	\$40,000.00	0	\$0.00	0	\$0.00	0	\$0.00
May	3	\$1,470,000.00	3	10	\$136,515.00	0	\$0.00	2	\$773,850.00	2	\$2,340,000.00	0	\$0.00
June	2	\$650,000.00	2	4	\$83,200.00	1	\$50,000.00	0	\$0.00	4	\$5,142,640.00	0	\$0.00
July	0	\$0.00	0	0	\$0.00	0	\$0.00	0	\$0.00	0	\$0.00	0	\$0.00
August	0	\$0.00	0	0	\$0.00	0	\$0.00	0	\$0.00	0	\$0.00	0	\$0.00
September	0	\$0.00	0	0	\$0.00	0	\$0.00	0	\$0.00	0	\$0.00	0	\$0.00
October	0	\$0.00	0	0	\$0.00	0	\$0.00	0	\$0.00	0	\$0.00	0	\$0.00
November	0	\$0.00	0	0	\$0.00	0	\$0.00	0	\$0.00	0	\$0.00	0	\$0.00
December	0	\$0.00	0	0	\$0.00	0	\$0.00	0	\$0.00	0	\$0.00	0	\$0.00
Total	13	\$5,990,000.00	13	30	\$624,425.00	3	\$109,000.00	9	\$2,949,850.00	7	\$7,682,640.00	0	\$0.00

Total Permits		
Permits	Value \$	Dwellings
6	\$828,000.00	1
6	\$395,000.00	0
9	\$3,228,749.00	3
13	\$2,257,961.00	4
17	\$4,720,365.00	3
11	\$5,925,840.00	2
0	\$0.00	0
0	\$0.00	0
0	\$0.00	0
0	\$0.00	0
0	\$0.00	0
0	\$0.00	0
0	\$0.00	0
0	\$0.00	0
62	\$17,355,915.00	13

% of Total Permits 80.52% 82.89% 61.90%

Monthly Totals

	Prts	Value \$	Dwell #
January	6	\$828,000.00	1
February	9	\$947,826.00	1
March	10	\$3,231,749.00	3
April	16	\$3,262,961.00	8
May	21	\$4,985,865.00	4
June	15	\$7,680,840.00	4
July	0	\$0.00	0
August	0	\$0.00	0
September	0	\$0.00	0
October	0	\$0.00	0
November	0	\$0.00	0
December	0	\$0.00	0
Year To Date	77	\$20,937,241.00	21

Saskatchewan

	Residential			Prt	Commercial \$	Prt	Industrial \$	Prt	Institutional \$				
	Prt	New Dwelling \$	#							Improvement \$	Garage \$		
January	0	\$0.00	0	0	\$0.00	0	\$0.00	0	\$0.00	0	\$0.00	0	\$0.00
February	1	\$360,000.00	1	1	\$25,000.00	0	\$0.00	1	\$167,826.00	0	\$0.00	0	\$0.00
March	0	\$0.00	0	0	\$0.00	0	\$0.00	1	\$3,000.00	0	\$0.00	0	\$0.00
April	2	\$1,000,000.00	4	1	\$5,000.00	0	\$0.00	0	\$0.00	0	\$0.00	0	\$0.00
May	1	\$260,000.00	1	3	\$5,500.00	0	\$0.00	0	\$0.00	0	\$0.00	0	\$0.00
June	2	\$420,000.00	2	1	\$35,000.00	0	\$0.00	1	\$1,300,000.00	0	\$0.00	0	\$0.00
July	0	\$0.00	0	0	\$0.00	0	\$0.00	0	\$0.00	0	\$0.00	0	\$0.00
August	0	\$0.00	0	0	\$0.00	0	\$0.00	0	\$0.00	0	\$0.00	0	\$0.00
September	0	\$0.00	0	0	\$0.00	0	\$0.00	0	\$0.00	0	\$0.00	0	\$0.00
October	0	\$0.00	0	0	\$0.00	0	\$0.00	0	\$0.00	0	\$0.00	0	\$0.00
November	0	\$0.00	0	0	\$0.00	0	\$0.00	0	\$0.00	0	\$0.00	0	\$0.00
December	0	\$0.00	0	0	\$0.00	0	\$0.00	0	\$0.00	0	\$0.00	0	\$0.00
Total	6	\$2,040,000.00	8	6	\$70,500.00	0	\$0.00	2	\$170,826.00	1	\$1,300,000.00	0	\$0.00

Total Permits		
Permits	Value \$	Dwellings
0	\$0.00	0
3	\$552,826.00	1
1	\$3,000.00	0
3	\$1,005,000.00	4
4	\$265,500.00	1
4	\$1,755,000.00	2
0	\$0.00	0
0	\$0.00	0
0	\$0.00	0
0	\$0.00	0
0	\$0.00	0
0	\$0.00	0
0	\$0.00	0
15	\$3,581,326.00	8

% of Total Permits 19.48% 17.11% 38.10%



15

Permits issued
In June



\$5,925,840

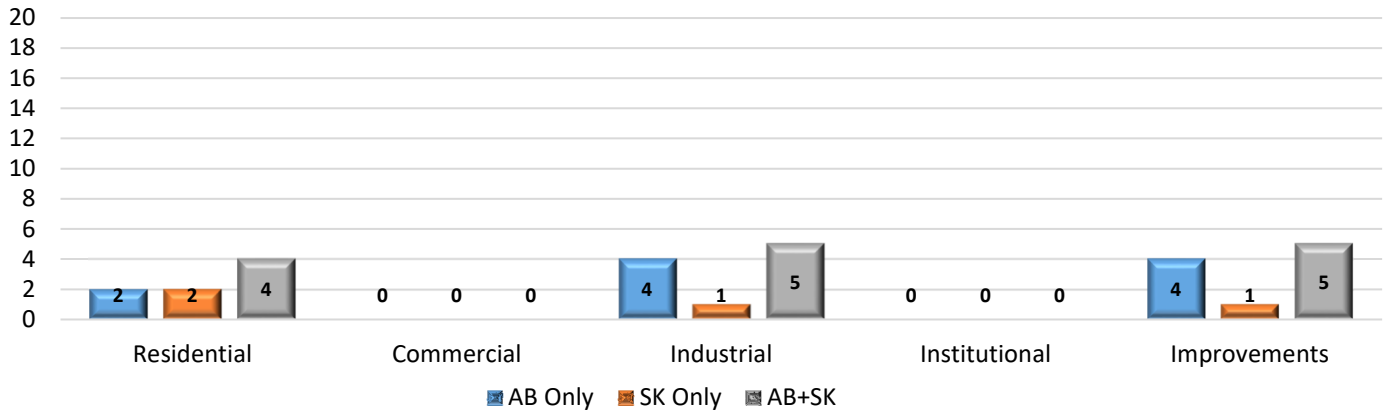
June Construction
Value



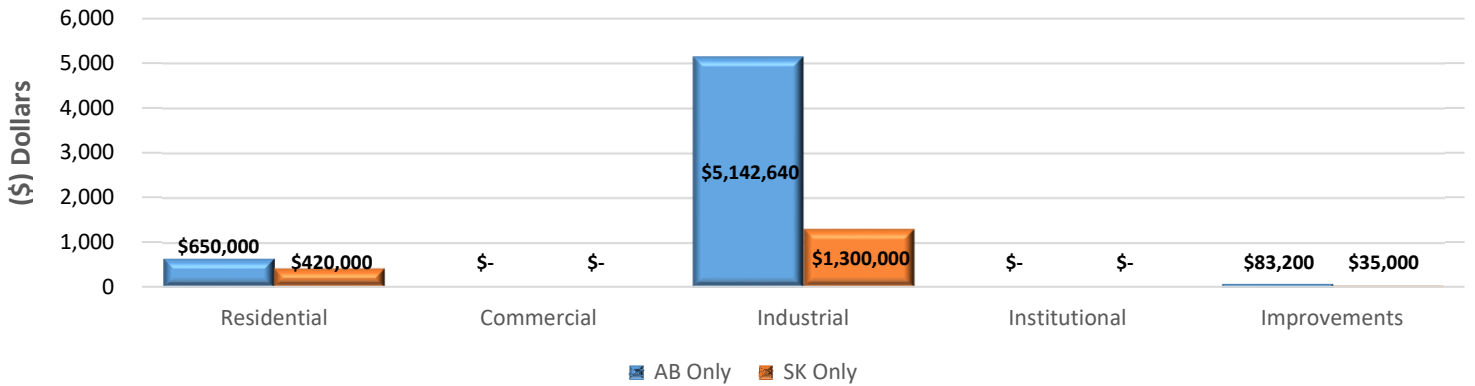
4

New Dwelling Units
issued in June

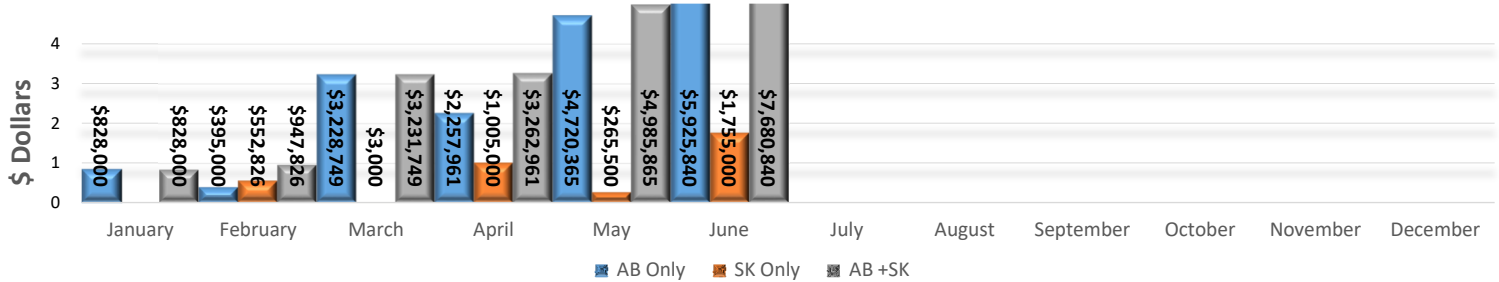
June 2024- Permits Issued



June 2024- Construction Values



2024 Construction Values Total



Year	2020	2021	2022	2023	2024
# of Permits	149	189	170	123	77
Construction Value	\$22,079,877	\$71,663,690	\$65,564,682	\$120,000,004	\$20,937,241
# of New Dwellings	28	32	125	22	21

June 2024 - Permits Issued

Permit Number	Project Information	Type of Work	Construction Value Total	Construction Location	Lot/Block/Plan
AB					
LYDB007324MU	Industrial	New Construction	\$ 1,200,000.00	6410 70 Avenue	1 5 132 1551
LYDB007424MU	Industrial	New Construction	\$ 3,342,420.00	7240 66 Street	7 4 142 2629
LYDB004924MU	Industrial	Addition	\$ 275,000.00	5010 65 Street	3 B 852 1990
LYDB007024MU	Industrial	Renovation	\$ 325,220.00	3605 51 Avenue	23 X 122 2338
AB	4		\$5,142,640.00		
LYDB005024MU	Residential	Deck	\$ 700.00	5224 21 Street	48 52 052 6101
LYDB007124MU	Residential	Deck	\$ 2,500.00	4710 58 Avenue	5 66 5730 NY
LYDB007524MU	Residential	Renovation	\$ 5,000.00	101- 5308 57 Street	B 63B 022 3718
LYDB006624MU	Residential	Renovation	\$ 75,000.00	5302 45 Street	19-20 33B 4414 HW
LYDB007624MU	Residential	Garage Addition	\$ 50,000.00	1603 52B Ave Close	97A 54 092 7122
AB	5		\$133,200.00		
LYDB007824MU	Residential	New Construction	\$ 400,000.00	2010 61 Avenue	18 6 142 2294
LYDB006824MU	Residential	New Construction	\$ 250,000.00	6004 13 Street	27 15 222 1235
AB	2		\$650,000.00		
	11	AB TOTAL	\$5,925,840.00		
SK					
LYDB007224MU	Industrial	New Construction	\$ 1,300,000.00	3706 52 Street Close	15 1 102289800
SK	1		\$1,300,000.00		
LYDB006524MU	Residential	Garden Suite	\$ 15,000.00	4708 31 Street	48 5 75B01894
LYDB007724MU	Residential	Renovation	\$ 35,000.00	4811 40 Street	19 5 BM 5137
SK	2		\$50,000.00		
LYDB006924MU	Residential	New Construction	\$ 405,000.00	3311 46 Avenue	6 10 80B07482
SK	1		\$405,000.00		
	4	SK TOTAL	\$1,755,000.00		
15 PERMITS ISSUED		SK TOTAL	\$1,755,000.00	SK PERMITS	2 New SK Dwelling Units
		AB TOTAL	\$5,925,840.00	AB PERMITS	2 New AB Dwelling Units
		AB + SK TOTAL	\$7,680,840.00		