

2019 ALBERTA VS. SASKATCHEWAN PERMIT TOTALS

Alberta

	Residential			Prt	Commercial \$	Prt	Industrial \$	Prt	Institutional \$				
	Prt	New Dwelling \$	#							Improvement \$	Garage \$		
January	0	\$0.00	0	5	\$37,000.00	0	\$0.00	6	\$1,235,000.00	0	\$0.00	0	\$0.00
February	1	\$215,000.00	1	0	\$0.00	0	\$0.00	3	\$680,000.00	0	\$0.00	0	\$0.00
March	1	\$410,000.00	1	3	\$23,000.00	0	\$0.00	3	\$500,000.00	0	\$0.00	0	\$0.00
April	1	\$340,000.00	1	9	\$212,800.00	0	\$0.00	4	\$712,654.00	1	\$8,000.00	1	\$7,500.00
May	1	\$330,000.00	1	10	\$106,500.00	0	\$0.00	3	\$169,747.29	0	\$0.00	0	\$0.00
June	1	\$460,000.00	1	5	\$29,000.00	0	\$0.00	3	\$2,357,273.50	0	\$0.00	1	\$40,000.00
July	1	\$344,500.00	1	5	\$22,500.00	0	\$0.00	2	\$220,000.00	1	\$20,000.00	0	\$0.00
August	0	\$0.00	0	0	\$0.00	0	\$0.00	0	\$0.00	0	\$0.00	0	\$0.00
September	0	\$0.00	0	0	\$0.00	0	\$0.00	0	\$0.00	0	\$0.00	0	\$0.00
October	0	\$0.00	0	0	\$0.00	0	\$0.00	0	\$0.00	0	\$0.00	0	\$0.00
November	0	\$0.00	0	0	\$0.00	0	\$0.00	0	\$0.00	0	\$0.00	0	\$0.00
December	0	\$0.00	0	0	\$0.00	0	\$0.00	0	\$0.00	0	\$0.00	0	\$0.00
Total	6	\$2,099,500.00	6	37	\$430,800.00	0	\$0.00	24	\$5,874,674.79	2	\$28,000.00	2	\$47,500.00

Total Permits		
Permits	Value \$	Dwellings
11	\$1,272,000.00	0
4	\$895,000.00	1
7	\$933,000.00	1
16	\$1,280,954.00	1
14	\$606,247.29	1
10	\$2,886,273.50	1
9	\$607,000.00	1
0	\$0.00	0
0	\$0.00	0
0	\$0.00	0
0	\$0.00	0
0	\$0.00	0
0	\$0.00	0
71	\$8,480,474.79	6

% of Total Permits 78.89% 62.87% 54.55%

Monthly Totals

	Prts	Value \$	Dwell #
January	13	\$1,294,000.00	0
February	7	\$1,705,000.00	1
March	11	\$3,541,000.00	1
April	22	\$1,654,954.00	2
May	18	\$1,375,247.29	4
June	10	\$2,949,773.50	1
July	9	\$969,100.00	2
August	0	\$0.00	0
September	0	\$0.00	0
October	0	\$0.00	0
November	0	\$0.00	0
December	0	\$0.00	0
Year To Date	90	\$13,489,074.79	11

Saskatchewan

	Residential			Prt	Commercial \$	Prt	Industrial \$	Prt	Institutional \$				
	Prt	New Dwelling \$	#							Improvement \$	Garage \$		
January	0	\$0.00	0	2	\$22,000.00	0	\$0.00	0	\$0.00	0	\$0.00	0	\$0.00
February	0	\$0.00	0	1	\$50,000.00	0	\$0.00	1	\$700,000.00	1	\$60,000.00	0	\$0.00
March	0	\$0.00	0	3	\$158,000.00	0	\$0.00	1	\$2,450,000.00	0	\$0.00	0	\$0.00
April	1	\$300,000.00	1	4	\$49,000.00	1	\$25,000.00	0	\$0.00	0	\$0.00	0	\$0.00
May	3	\$750,000.00	3	1	\$19,000.00	0	\$0.00	0	\$0.00	0	\$0.00	0	\$0.00
June	0	\$0.00	0	5	\$13,500.00	1	\$50,000.00	1	\$0.00	0	\$0.00	0	\$0.00
July	1	\$320,000.00	1	3	\$42,100.00	0	\$0.00	1	\$0.00	0	\$0.00	0	\$0.00
August	0	\$0.00	0	0	\$0.00	0	\$0.00	1	\$0.00	0	\$0.00	0	\$0.00
September	0	\$0.00	0	0	\$0.00	0	\$0.00	1	\$0.00	0	\$0.00	0	\$0.00
October	0	\$0.00	0	0	\$0.00	0	\$0.00	0	\$0.00	0	\$0.00	0	\$0.00
November	0	\$0.00	0	0	\$0.00	0	\$0.00	1	\$0.00	0	\$0.00	0	\$0.00
December	0	\$0.00	0	0	\$0.00	0	\$0.00	0	\$0.00	0	\$0.00	0	\$0.00
Total	5	\$1,370,000.00	5	19	\$353,600.00	2	\$75,000.00	7	\$3,150,000.00	1	\$60,000.00	0	\$0.00

Total Permits		
Permits	Value \$	Dwellings
2	\$22,000.00	0
3	\$810,000.00	0
4	\$2,608,000.00	0
6	\$374,000.00	1
4	\$769,000.00	3
0	\$63,500.00	0
0	\$362,100.00	1
0	\$0.00	0
0	\$0.00	0
0	\$0.00	0
0	\$0.00	0
0	\$0.00	0
19	\$5,008,600.00	5

% of Total Permits 21.11% 37.13% 45.45%



13

Permits issued
In July



\$969,100

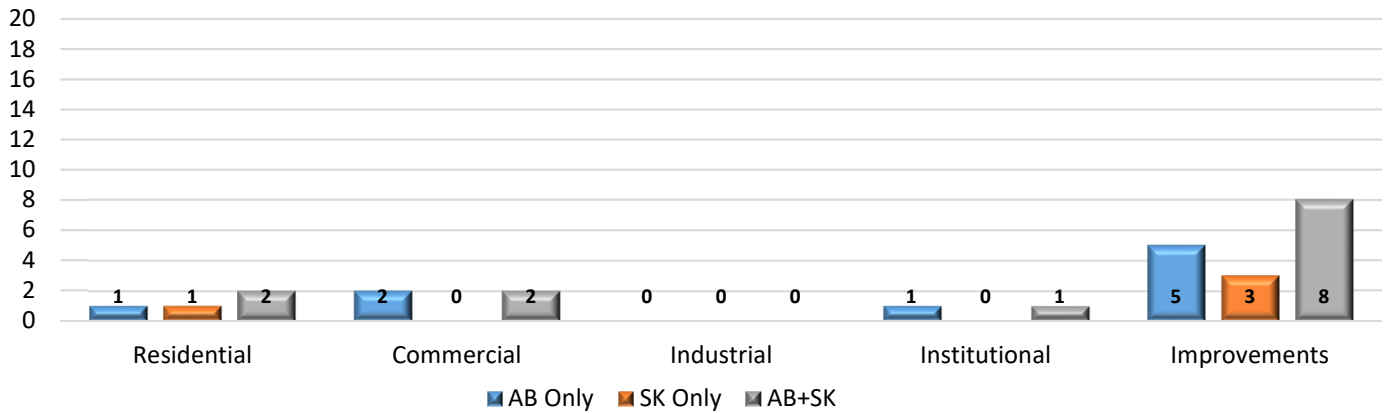
July
Permit Value



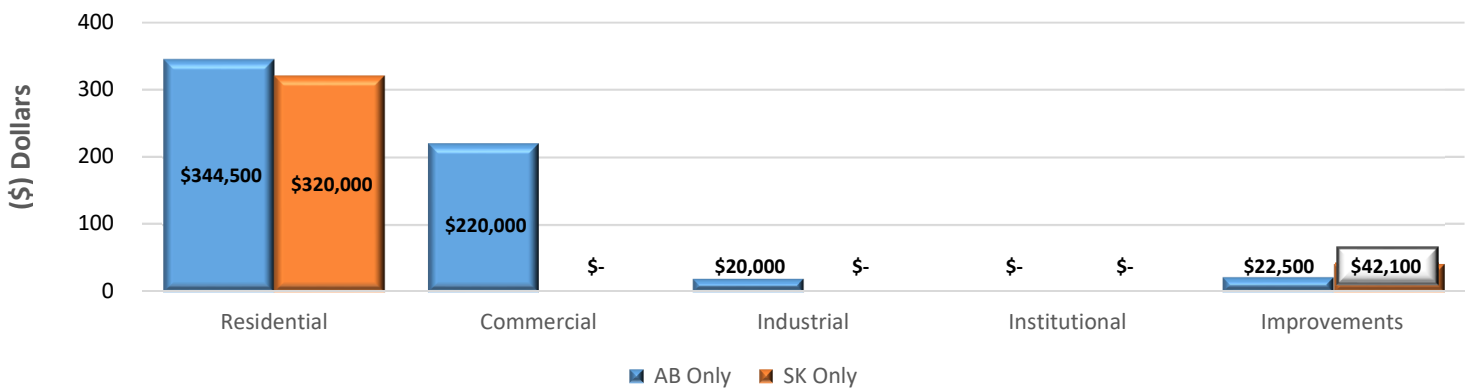
2

New Dwellings
in July

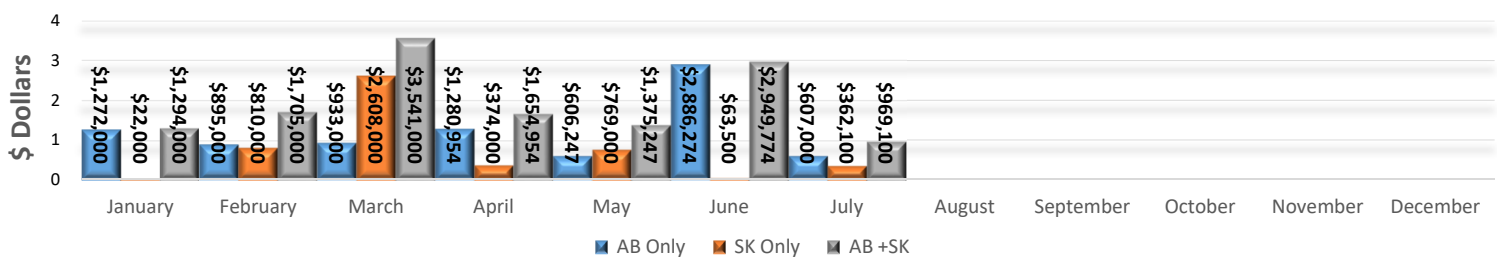
July 2019 - Permits Issued



July 2019 Permit Values



2019 Permit Values Total



Year	2015	2016	2017	2018	2019
# of Permits	375	257	212	194	100
Permit Value	\$119,270,424	\$36,784,756	\$40,732,618	\$25,090,406	\$9,570,201
# of New Dwellings	124	58	63	38	11

July 2019

Permit Number	Project Information	Type of Work	Construction Value Total	Construction Location	Lot/Block/Plan
AB					
LYDB009419LD	Residential	New Construction	\$344,500.00	6201 18 Street Close	33 14 142 4772
	1	AB TOTAL	\$344,500.00		
LYDB008519LD	Industrial	Office Renovation	\$20,000.00	6609 63 Street Close	11 2 112 2845
	1	AB TOTAL	\$20,000.00		
LYDB009519LD	Commercial	Leasehold Improvements	\$150,000.00	1201 61 Avenue	61 11 172 3446
LYDB009319LD	Commercial	Office Renovation	\$70,000.00	4603 62 Avenue	2 2 772 0462
	2	AB TOTAL	\$220,000.00		
LYDB009119LD	Residential	Basement Development	\$8,000.00	1710 59B Avenue	1 12 132 4033
LYDB009219LD	Residential	Basement Development	\$5,000.00	6214 20 Street Close	36 6 142 3846
LYDB009719LD	Residential	Deck	\$3,000.00	6214 20 Street Close	36 6 142 3846
LYDB009819LD	Residential	Deck	\$5,000.00	3602 74 Avenue	70 2 132 4708
LYDB009919LD	Residential	Add Windows	\$1,500.00	3403 55 Avenue	30 19 752 0804
	5	AB TOTAL	\$22,500.00		
	9	AB TOTAL	\$607,000.00		
SK					
LYDB008819LD	Residential	New Construction	\$320,000.00	1316 47 Avenue Close	8 13 102176681
	1	SK TOTAL	\$320,000.00		
LYDB010019LD	Residential	Basement Development	\$30,600.00	1307 47A Avenue	46 9 10296132
LYDB009019LD	Residential	Deck	\$1,500.00	3211 43 Avenue	10 3 101993261
LYDB008919LD	Residential	Basement Development	\$10,000.00	4813 18 Street	39,4,101898928
	3	SK TOTAL	\$42,100.00		
	4	SK TOTAL	\$362,100.00		

13 PERMITS ISSUED	SK TOTAL	\$362,100.00	4 SK PERMITS
	AB TOTAL	\$607,000.00	9 AB PERMITS
	AB + SK TOTAL	\$969,100.00	