

City of Lloydminster 2022 Building Statistics

Year To Date

Month	Commercial				Industrial				Institutional				Residential												Permit Total															
	New	Prt.	Improvement	Prt.	New	Prt.	Improvement	Prt.	New	Prt.	Improvement	Prt.	Prt.	New Single Det.	#	Prt.	Semi-Detached/Duplex	#	Prt.	Mobile Home	#	Prt.	New Apartment	#	Prt.	New Rowhouse	#	Prt.	New Townhouse	#	Prt.	Improvement	Prt.	Garage	# of Dwellings	Prts.	Value (\$)			
January	\$80,000.00	1	\$83,600.00	2	\$381,000.00	1	\$14,000.00	1	\$0.00	0	\$0.00	0	2	\$560,000.00	2	0	\$0.00	0	0	\$0.00	0	0	\$0.00	0	0	\$0.00	0	0	\$0.00	0	2	\$49,000.00	0	\$0.00	2	9	\$1,167,600.00			
February	\$0.00	0	\$841,730.00	4	\$0.00	0	\$0.00	0	\$0.00	0	\$0.00	0	1	\$480,000.00	1	0	\$0.00	0	0	\$0.00	0	0	\$0.00	0	0	\$0.00	0	0	\$0.00	0	2	\$26,000.00	0	\$0.00	1	7	\$1,346,730.00			
March	\$0.00	0	\$853,999.00	3	\$0.00	0	\$0.00	0	\$0.00	0	\$0.00	0	3	\$1,380,000.00	3	0	\$0.00	0	0	\$0.00	0	0	\$0.00	0	0	\$0.00	0	0	\$0.00	0	0	\$0.00	3	8	\$2,238,999.00					
April	\$0.00	0	\$525,000.00	4	\$0.00	0	\$0.00	0	\$0.00	0	\$0.00	0	1	\$3	\$1,066,346.00	3	0	\$0.00	0	0	\$0.00	0	0	\$0.00	0	0	\$0.00	0	0	\$0.00	0	0	\$0.00	9	9	\$88,300.00	2	\$35,000.00	3	\$27,734,846.00
May	\$0.00	0	\$25,000.00	0	\$1,500,000.00	1	\$0.00	0	\$0.00	0	\$0.00	0	6	\$1,940,000.00	6	0	\$0.00	0	0	\$0.00	0	0	\$0.00	0	0	\$0.00	0	0	\$0.00	0	10	\$19,505.00	1	\$35,000.00	6	19	\$3,387,505.00			
June	\$2,000,000.00	2	\$185,000.00	2	\$0.00	0	\$0.00	0	\$0.00	0	\$0.00	0	4	\$1,741,000.00	4	0	\$0.00	0	0	\$0.00	0	3	\$1,660,000.00	15	0	\$0.00	0	12	\$236,003.00	0	\$0.00	19	23	\$5,822,003.00						
July	\$0.00	0	\$279,000.00	2	\$0.00	0	\$0.00	0	\$0.00	0	\$180,000.00	1	4	\$1,520,000.00	4	0	\$0.00	0	0	\$0.00	0	0	\$600,000.00	4	0	\$0.00	0	7	\$61,935.00	0	\$0.00	8	15	\$2,440,935.00						
August	\$0.00	0	\$573,900.00	6	\$0.00	0	\$0.00	0	\$0.00	0	\$0.00	0	4	\$1,879,000.00	4	1	\$150,000.00	2	0	\$0.00	0	8	\$6,100,000.00	36	0	\$0.00	0	5	\$1,492,000.00	1	\$85,000.00	42	25	\$10,279,900.00						
September	\$0.00	0	\$132,000.00	3	\$0.00	0	\$205,000.00	1	\$0.00	0	\$0.00	0	4	\$2,249,000.00	4	0	\$0.00	0	0	\$0.00	0	0	\$0.00	0	0	\$0.00	0	6	\$93,522.00	0	\$0.00	4	14	\$2,679,522.00						
October	\$0.00	0	\$610,000.00	4	\$0.00	0	\$0.00	0	\$0.00	0	\$0.00	0	0	\$0.00	0	1	\$150,000.00	2	0	\$0.00	0	6	\$3,800,000.00	36	0	\$0.00	0	0	\$126,000.00	7	\$0.00	38	18	\$4,486,000.00						
November	\$0.00	0	\$0.00	0	\$0.00	0	\$0.00	0	\$0.00	0	\$0.00	0	0	\$0.00	0	0	\$0.00	0	0	\$0.00	0	0	\$0.00	0	0	\$0.00	0	0	\$0.00	0	0	\$0.00	0	0	\$0.00					
December	\$0.00	0	\$0.00	0	\$0.00	0	\$0.00	0	\$0.00	0	\$0.00	0	0	\$0.00	0	0	\$0.00	0	0	\$0.00	0	0	\$0.00	0	0	\$0.00	0	0	\$0.00	0	0	\$0.00	0	0	\$0.00					
Totals	\$2,080,000.00	3	\$0.00	31	\$1,881,000.00	2	\$219,000.00	2	\$0.00	0	\$26,180,000.00	2	31	\$12,815,346.00	31	2	\$300,000.00	4	0	\$0.00	0	18	\$11,960,000.00	91	0	\$0.00	0	53	\$2,564,265.00	13	\$175,000.00	126	157	\$62,283,840.00						

Year To Year Totals

Year	Commercial				Industrial				Institutional				Residential												Permit Total												
	New	Prt.	Improvement	Prt.	New	Prt.	Improvement	Prt.	New	Prt.	Improvement	Prt.	Prt.	New Single Det.	#	Prt.	Semi-Detached	#	Prt.	Mobile Home	#	Prt.	New Apartment	#	Prt.	New Rowhouse	#	Prt.	New Townhouse	#	Prt.	Improvement	Prt.	Garage	# of Dwellings	Prts.	Value (\$)
2022	\$2,080,000.00	3	\$0.00	31	\$1,881,000.00	2	\$219,000.00	2	\$0.00	0	\$26,180,000.00	2	31	\$12,815,346.00	31	2	\$300,000.00	4	0	\$0.00	0	18	\$11,960,000.00	91	0	\$0.00	0	53	\$2,564,265.00	13	\$175,000.00	126	157	\$62,283,840.00			
2021	\$12,905,000.00	3	\$12,883,994.00	73	\$4,311,394.00	2	\$4,735,000.00	5	\$7,100,000.00	1	\$16,011,080.00	4	28	\$11,234,000.00	30	1	\$430,000.00	2	0	\$0.00	0	0	\$0.00	0	0	\$0.00	0	0	\$0.00	0	52	\$1,873,622.00	20	\$150,000.00	32	189	\$71,633,690.00
2020	\$3,585,000.00	4	\$4,577,330.00	20	\$3,900,000.00	2	\$0.00	0	\$0.00	0	\$7,363,383.00	6	24	\$835,140.00	24	0	\$0.00	0	0	\$0.00	0	0	\$0.00	0	1	\$560,000.00	4	0	\$0.00	0	83	\$1,113,024.00	9	\$146,000.00	28	149	\$22,079,877.00
2019	\$5,875,273.50	4	\$5,461,401.29	31	\$1,900,000.00	2	\$88,000.00	3	\$0.00	0	\$1,992,500.00	6	18	\$5,688,500.00	18	0	\$0.00	0	0	\$0.00	0	0	\$0.00	0	5	\$3,023,276.00	16	0	\$0.00	0	80	\$1,049,400.00	2	\$75,000.00	40	143	\$25,153,350.79
2018	\$2,527,795.00	5	\$6,099,045.00	42	\$0.00	0	\$897,000.00	3	\$0.00	0	\$1,825,865.00	8	38	\$12,041,000.00	38	0	\$0.00	0	0	\$0.00	0	0	\$0.00	0	0	\$0.00	0	0	\$0.00	0	84	\$1,616,700.00	4	\$97,000.00	38	194	\$25,090,406.00
2017	\$10,848,000.00	5	\$6,812,660.00	46	\$1,650,000.00	2	\$478,098.15	5	\$6,740,000.00	1	\$760,000.00	2	51	\$16,476,000.00	51	0	\$485,000.00	2	0	\$0.00	0	5	\$1,545,000.00	8	1	\$468,000.00	4	1	\$468,000.00	4	1	\$121,500.00	63	212	\$40,734,846.00		
2016	\$4,858,293.00	7	\$5,687,433.00	35	\$2,400,000.00	5	\$384,000.00	5	\$0.00	0	\$4,580,000.00	3	51	\$16,125,057.00	51	0	\$0.00	0	1	\$85,000.00	1	0	\$0.00	0	1	\$860,000.00	6	0	\$0.00	0	141	\$1,828,521.00	8	\$175,452.00	58	257	\$36,784,756.00
2015	\$36,380,121.00	27	\$12,764,942.00	50	\$9,579,783.00	7	\$450,030.00	3	\$0.00	0	\$14,492,183.00	6	107	\$36,733,668.00	107	0	\$0.00	0	0	\$0.00	0	0	\$0.00	0	1	\$1,000,000.00	9	2	\$1,200,000.00	8	172	\$6,414,697.61	12	\$255,000.00	124	375	\$119,270,424.61
2014	\$36,380,121.00	17	\$8,760,278.00	37	\$19,218,290.50	11	\$1,217,000.00	3	\$90,000.00	1	\$3,294,000.00	4	254	\$68,311,474.00	245	0	\$0.00	0	3	\$372,000.00	3	6	\$25,358,000.00	300	2	\$1,400,000.00	16	9	\$4,137,218.00	36	217	\$4,247,205.00	44	\$204,000.00	600	599	\$172,734,879.50
2013	\$56,345,014.42	15	\$16,718,307.00	52	\$21,371,379.00	17	\$2,985,404.00	10	\$9,000,000.00	1	\$657,851.00	7	241	\$64,885,874.00	245	0	\$0.00	0	3	\$404,000.00	0	28	\$13,756,506.00	132	1	\$600,367.00	4	199	\$1,440,943.87	11	\$243,716.00	384	585	\$188,409,162.29			
2012	\$10,380,900.00	11	\$6,739,590.00	44	\$13,130,000.00	15	\$7,473,610.00	14	\$45,981,995.00	7	\$1,331,847.00	7	253	\$65,842,990.00	253	0	\$0.00	0	0	\$0.00	0	0	\$21,400,000.00	206	24	\$13,504,107.00	115	1	\$524,077.00	4	182	\$1,377,717.00	12	\$285,300.00	586	578	\$188,772,134.00
2011	\$11,167,059.00	17	\$7,150,574.00	42	\$25,931,706.00	27	\$521,500.00	4	\$57,841,220.00	10	\$7,120,229.00	6	234	\$59,614,276.00	234	0	\$0.00	0	8	\$1,094,151.00	8	5	\$4,095,000.00	63	6	\$6,822,325.00	50	3	\$3,643,000.00	18	198	\$1,314,544.00	22	\$310,188.00	373	578	\$180,325,572.00
2010	\$26,683,773.00	10	\$6,615,408.00	56	\$19,983,378.00	9	\$1,088,065.00	6	\$1,118,000.00	3	\$6,230,025.00	12	180	\$44,756,670.00	180	1	\$485,000.00	2	0	\$0.00	0	1	\$965,000.00	5	3	\$2,884,775.00	27	238	\$2,016,103.00	22	\$288,381.00	219	546	\$112,464,215.00			
2009	\$6,953,000.00	6	\$12,225,290.00	31	\$975,000.00	1	\$1,163,500.00	6	\$1,363,000.00	2	\$1,100,800.00	4	81	\$18,016,975.00	81	0	\$0.00	0	6	\$660,000.00	6	1	\$3,600,000.00	24	0	\$0.00	0	1	\$471,590.00	3	230	\$1,832,793.00	24	\$368,355.00	114	393	\$47,738,303.00
2008	\$8,229,810.00	15	\$8,097,150.00	45	\$5,188,909.00	6	\$329,820.00	2	\$0.00	0	\$3,857,184.00	9	142	\$33,657,028.73	142	0	\$0.00	0	1	\$131,000.00	1	5	\$24,822,011.00	181	3	\$1,901,920.00	14	2	\$7,355,260.00	42	267	\$2,408,840.00	5	\$76,620.00	380	502	\$96,055,552.73
2007	\$21,023,000.00	13	\$13,405,450.00	45	\$5,330,000.00	9	\$4,698,100.00	10	\$0.00	0	\$2,840,421.00	7	254	\$53,675,345.27	254	1	\$496,440.00	2	0	\$0.00	0	3	\$8,700,000.00	65	3	\$5,787,318.27	65	0	\$0.00	0	283	\$2,202,077.86	41	\$469,109.03	386	669	\$118,627,261.43
2006	\$5,541,130.00	10	\$7,284,085.24	35	\$9,916,754.50	14	\$739,000.00	6	\$6,591,758.60	3	\$8,900,517.00	5	260	\$51,505,457.27	260	4	\$1,052,773.00	6	0	\$0.00	0	8	\$10,642,100.00	139	1	\$1,84											

2022 ALBERTA VS. SASKATCHEWAN PERMIT TOTALS

Alberta

Monthly Totals

	Residential			Prt	Commercial \$	Prt	Industrial \$	Prt	Institutional \$				
	Prt	New Dwelling \$	#							Improvement \$	Garage \$		
January	2	\$560,000.00	2	1	\$39,000.00	0	\$0.00	3	\$163,600.00	1	\$14,000.00	0	\$0.00
February	1	\$480,000.00	1	1	\$10,000.00	0	\$0.00	4	\$841,730.00	0	\$0.00	0	\$0.00
March	3	\$1,380,000.00	3	2	\$5,000.00	0	\$0.00	3	\$853,999.00	0	\$0.00	0	\$0.00
April	3	\$1,066,346.00	3	7	\$78,000.00	1	\$35,000.00	4	\$525,000.00	0	\$0.00	1	\$26,000,000.00
May	6	\$1,940,000.00	6	7	\$223,305.00	1	\$35,000.00	1	\$25,000.00	1	\$1,500,000.00	0	\$0.00
June	6	\$3,021,000.00	18	9	\$195,384.00	0	\$0.00	3	\$1,185,000.00	0	\$0.00	0	\$0.00
July	3	\$1,320,000.00	3	6	\$58,935.00	0	\$0.00	2	\$279,000.00	0	\$0.00	1	\$180,000.00
August	8	\$4,279,000.00	24	3	\$1,477,000.00	0	\$0.00	3	\$453,900.00	0	\$0.00	0	\$0.00
September	4	\$2,249,000.00	4	5	\$79,000.00	0	\$0.00	1	\$60,000.00	1	\$205,000.00	0	\$0.00
October	6	\$3,600,000.00	32	7	\$126,000.00	0	\$0.00	3	\$545,000.00	0	\$0.00	0	\$0.00
November	0	\$0.00	0	0	\$0.00	0	\$0.00	0	\$0.00	0	\$0.00	0	\$0.00
December	0	\$0.00	0	0	\$0.00	0	\$0.00	0	\$0.00	0	\$0.00	0	\$0.00
Total	42	\$19,895,346.00	96	48	\$2,291,624.00	2	\$70,000.00	27	\$4,932,229.00	3	\$1,719,000.00	2	\$26,180,000.00

Total Permits		
Permits	Value \$	Dwellings
7	\$776,600.00	2
6	\$1,331,730.00	1
8	\$2,238,999.00	3
16	\$27,704,346.00	3
16	\$3,723,305.00	6
18	\$4,401,384.00	18
12	\$1,837,935.00	3
14	\$6,209,900.00	24
11	\$2,593,000.00	4
16	\$4,271,000.00	32
0	\$0.00	0
0	\$0.00	0
124	\$55,088,199.00	96

	Prts	Value \$	Dwell #
January	9	\$1,167,600.00	2
February	7	\$1,346,730.00	1
March	8	\$2,238,999.00	3
April	19	\$27,734,646.00	3
May	19	\$3,887,505.00	6
June	23	\$5,822,003.00	19
July	15	\$2,640,935.00	8
August	25	\$10,279,900.00	42
September	14	\$2,679,522.00	4
October	18	\$4,486,000.00	34
November	0	\$0.00	0
December	0	\$0.00	0
Year To Date	157	\$62,283,840.00	122

% of Total Permits	78.98%	88.45%	78.69%
--------------------	--------	--------	--------

Saskatchewan

	Residential			Prt	Commercial \$	Prt	Industrial \$	Prt	Institutional \$				
	Prt	New Dwelling \$	#							Improvement \$	Garage \$		
January	0	\$0.00	0	1	\$10,000.00	0	\$0.00	1	\$381,000.00	0	\$0.00		
February	0	\$0.00	0	1	\$15,000.00	0	\$0.00	0	\$0.00	0	\$0.00		
March	0	\$0.00	0	0	\$0.00	0	\$0.00	0	\$0.00	0	\$0.00		
April	0	\$0.00	0	2	\$10,300.00	1	\$20,000.00	0	\$0.00	0	\$0.00		
May	0	\$0.00	0	3	\$164,200.00	0	\$0.00	0	\$0.00	0	\$0.00		
June	1	\$380,000.00	1	3	\$40,619.00	0	\$0.00	1	\$1,000,000.00	0	\$0.00		
July	2	\$800,000.00	5	1	\$3,000.00	0	\$0.00	0	\$0.00	0	\$0.00		
August	5	\$3,850,000.00	18	2	\$15,000.00	1	\$85,000.00	3	\$120,000.00	0	\$0.00		
September	0	\$0.00	0	1	\$14,522.00	0	\$0.00	2	\$72,000.00	0	\$0.00		
October	1	\$150,000.00	2	0	\$0.00	0	\$0.00	1	\$65,000.00	0	\$0.00		
November	0	\$0.00	0	0	\$0.00	0	\$0.00	0	\$0.00	0	\$0.00		
December	0	\$0.00	0	0	\$0.00	0	\$0.00	0	\$0.00	0	\$0.00		
Total	9	\$5,180,000.00	26	14	\$272,641.00	2	\$105,000.00	7	\$1,257,000.00	1	\$381,000.00	0	\$0.00

Total Permits		
Permits	Value \$	Dwellings
2	\$391,000.00	0
1	\$15,000.00	0
0	\$0.00	0
3	\$30,300.00	0
3	\$164,200.00	0
5	\$1,420,619.00	1
3	\$803,000.00	5
11	\$4,070,000.00	18
3	\$86,522.00	0
2	\$215,000.00	2
0	\$0.00	0
0	\$0.00	0
33	\$7,195,641.00	26

% of Total Permits	21.02%	11.55%	21.31%
--------------------	--------	--------	--------

October 2022 - Permits Issued

Permit Number	Project Information	Type of Work	Construction Value Total	Construction Location	Lot/Block/Plan
AB					
LYDB014822MU	Multi Family	New Construction - 6 Units	\$ 600,000.00	Blk 37- 3211 72 Avenue	30 23 212 1419
LYDB014922MU	Multi Family	New Construction - 5 Units	\$ 600,000.00	Blk 36 - 3211 72 Avenue	30 23 212 1419
LYDB015022MU	Multi Family	New Construction - 5 Units	\$ 600,000.00	Blk 35- 3211 72 Avenue	30 23 212 1419
LYDB015122MU	Multi Family	New Construction - 5 Units	\$ 600,000.00	Blk 34- 3211 72 Avenue	30 23 212 1419
LYDB015222MU	Multi Family	New Construction - 5 Units	\$ 600,000.00	Blk 33- 3211 72 Avenue	30 23 212 1419
LYDB015422MU	Multi Family	New Construction - 6 Units	\$ 600,000.00	Blk 32- 3211 72 Avenue	30 23 222 1233
AB		6		\$3,600,000.00	
LYDB015322MU	Residential	Deck	\$ 2,000.00	6209 20 Street Close	31 6 142 3846
LYDB014522MU	Residential	Deck	\$ 2,000.00	5208 28 Street	57 26 812 0974
LYDB014622MU	Residential	Deck	\$ 2,000.00	1903 61 Avenue	27 5 132 4845
LYDB015622MU	Residential	Basement Development	\$ 20,000.00	6803 42 Street	7 13 042 3714
LYDB015722MU	Residential	Deck	\$ 5,000.00	5502 47 Street	ET1 44 320HW
LYDB015822MU	Residential	Renovation	\$ 25,000.00	5208 48 Street	4 13 3460Q
LYDB016422MU	Residential	Renovation	\$ 70,000.00	3309 51 Avenue	5,6 10 5650HW
AB		7		Total	
LYDB014422MU	Commercial	Renovation	\$ 20,000.00	5031 44 Street	42 1 162 2097
LYDB015522MU	Commercial	Renovation	\$ 200,000.00	105- - 3802 51 Avenue	3 12 112 4904
LYDB016222MU	Commercial	Renovation	\$ 325,000.00	4106 70 Avenue	7 2 062 1133
AB		3		TOTAL	
		16		AB TOTAL	
			\$4,271,000.00		
SK					
LYDB013422MU	Multi Family	New Construction - 2 Units	\$ 150,000.00	4634 45 Street	35-36 23 B1127
SK		1		TOTAL	
LYDB014722MU	Commercial	Renovation	\$ 65,000.00	6205 50 Avenue	2 1 102159727
SK		1		TOTAL	
		2		SK TOTAL	
			\$215,000.00		
18 PERMITS ISSUED		SK TOTAL		\$215,000.00	2 SK PERMITS
		AB TOTAL		\$4,271,000.00	16 AB PERMITS
		AB + SK TOTAL		\$4,486,000.00	



18

Permits issued
In October



\$4,486,000

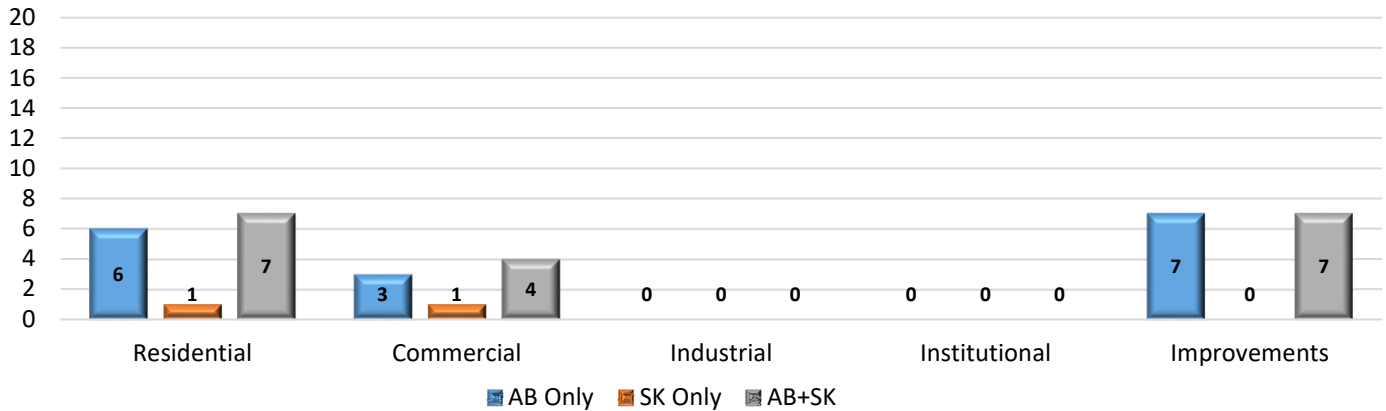
October
Construction Value



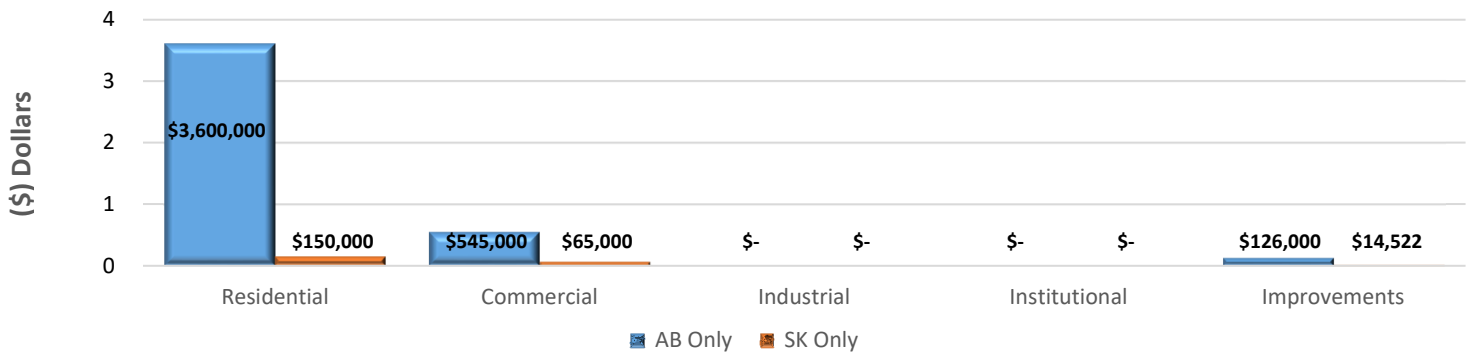
34

New Dwelling
Units in
October

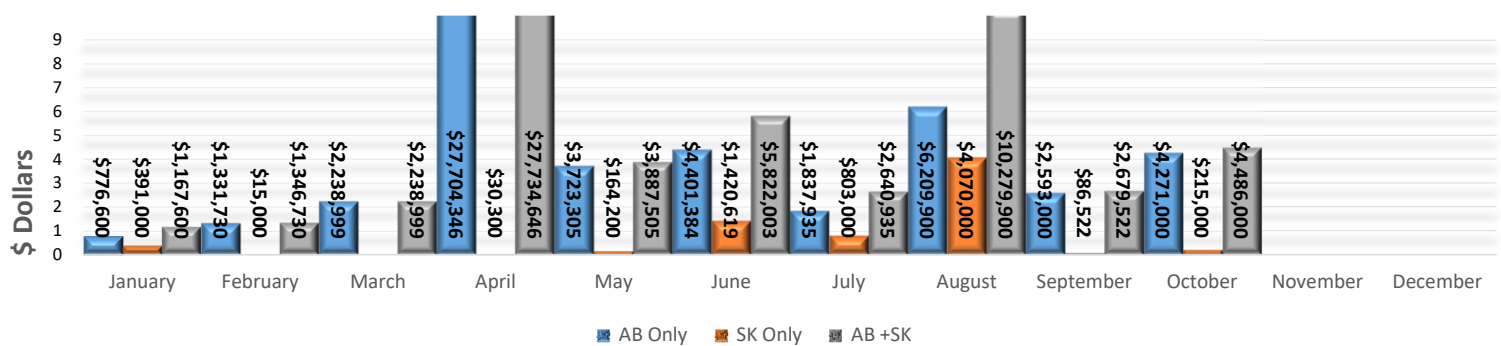
October 2022 - Permits Issued



October 2022- Construction Values



2022 Construction Values Total



Year	2018	2019	2020	2021	2022
# of Permits	194	151	151	189	157
Consturction Value	\$25,090,406	\$25,153,350	\$22,079,877	\$71,663,690	\$62,283,840
# of New Dwelling Units	38	40	28	32	122