

City of Lloydminster 2018 Building Statistics

Year To Date

Month	Commercial				Industrial				Institutional				Residential												Permit Total											
	New	Prt.	Improvement	Prt.	New	Prt.	Improvement	Prt.	New	Prt.	Improvement	Prt.	New Single Det.	#	Prt.	Semi-Detached	#	Prt.	Mobile Home	#	Prt.	New Apartment	#	Prt.	New Rowhouse	#	Prt.	New Townhouse	#	Prt.	Improvement	Prt.	Garage	# of Dwellings	Prts.	Value (\$)
January	\$0.00	0	\$335,000.00	4	\$0.00	0	\$12,000.00	1	\$0.00	0	\$0.00	0	\$180,000.00	1	0	\$0.00	0	0	\$0.00	0	0	\$0.00	0	0	\$0.00	0	0	\$0.00	0	0	\$90,000.00	0	\$0.00	1	13	\$605,000.00
February	\$0.00	0	\$129,000.00	2	\$0.00	0	\$0.00	0	\$0.00	0	\$0.00	0	\$1,234,000.00	4	0	\$0.00	0	0	\$0.00	0	0	\$0.00	0	0	\$0.00	0	0	\$0.00	0	0	\$209,500.00	6	\$0.00	4	12	\$1,572,500.00
March	\$400,000.00	1	\$675,900.00	5	\$0.00	0	\$0.00	0	\$0.00	0	\$540,000.00	2	0	\$0.00	0	0	\$0.00	0	\$0.00	0	0	\$0.00	0	0	\$0.00	0	0	\$0.00	0	0	\$16,000.00	0	\$0.00	0	12	\$1,631,900.00
April	\$0.00	0	\$582,447.00	2	\$0.00	0	\$0.00	0	\$0.00	0	\$0.00	0	\$1,365,000.00	4	0	\$0.00	0	0	\$0.00	0	0	\$0.00	0	0	\$0.00	0	0	\$0.00	0	0	\$42,000.00	0	\$0.00	4	11	\$1,989,447.00
May	\$0.00	0	\$280,000.00	1	\$0.00	0	\$0.00	0	\$0.00	0	\$0.00	0	\$1,425,000.00	5	0	\$0.00	0	0	\$0.00	0	0	\$0.00	0	0	\$0.00	0	0	\$0.00	0	0	\$184,500.00	10	\$0.00	5	17	\$2,028,500.00
June	\$0.00	0	\$285,300.00	4	\$0.00	0	\$12,000.00	1	\$0.00	0	\$101,400.00	1	8	\$2,430,000.00	8	0	\$0.00	0	0	\$0.00	0	0	\$0.00	0	0	\$0.00	0	0	\$103,300.00	0	\$0.00	8	31	\$2,932,000.00		
July	\$0.00	0	\$1,073,660.00	3	\$0.00	0	\$0.00	0	\$0.00	0	\$617,000.00	3	3	\$1,062,000.00	3	0	\$0.00	0	0	\$0.00	0	0	\$0.00	0	0	\$0.00	0	0	\$333,900.00	2	\$47,000.00	3	25	\$3,133,560.00		
August	\$1,123,795.00	3	\$427,000.00	4	\$0.00	0	\$0.00	0	\$0.00	0	\$430,000.00	1	2	\$485,000.00	2	0	\$0.00	0	0	\$0.00	0	0	\$0.00	0	0	\$0.00	0	0	\$137,200.00	1	\$25,000.00	2	22	\$2,627,995.00		
September	\$0.00	0	\$0.00	0	\$0.00	0	\$0.00	0	\$0.00	0	\$0.00	0	0	\$0.00	0	0	\$0.00	0	0	\$0.00	0	0	\$0.00	0	0	\$0.00	0	0	\$0.00	0	\$0.00	0	0	0	\$0.00	
October	\$0.00	0	\$0.00	0	\$0.00	0	\$0.00	0	\$0.00	0	\$0.00	0	0	\$0.00	0	0	\$0.00	0	0	\$0.00	0	0	\$0.00	0	0	\$0.00	0	0	\$0.00	0	\$0.00	0	0	0	\$0.00	
November	\$0.00	0	\$0.00	0	\$0.00	0	\$0.00	0	\$0.00	0	\$0.00	0	0	\$0.00	0	0	\$0.00	0	0	\$0.00	0	0	\$0.00	0	0	\$0.00	0	0	\$0.00	0	\$0.00	0	0	0	\$0.00	
December	\$0.00	0	\$0.00	0	\$0.00	0	\$0.00	0	\$0.00	0	\$0.00	0	0	\$0.00	0	0	\$0.00	0	0	\$0.00	0	0	\$0.00	0	0	\$0.00	0	0	\$0.00	0	\$0.00	0	0	0	\$0.00	
Totals	\$1,523,795.00	4	\$3,788,307.00	25	\$0.00	0	\$12,000.00	1	\$0.00	0	\$1,825,866.00	8	27	\$8,181,000.00	27	0	\$0.00	0	\$0.00	0	0	\$0.00	0	0	\$0.00	0	0	\$0.00	0	\$1,116,400.00	3	\$72,000.00	27	143	\$16,519,368.00	

Year To Year Totals

Year	Commercial				Industrial				Institutional				Residential												Permit Total													
	New	Prt.	Improvement	Prt.	New	Prt.	Improvement	Prt.	New	Prt.	Improvement	Prt.	New Single Det.	#	Prt.	Semi-Detached	#	Prt.	Mobile Home	#	Prt.	New Apartment	#	Prt.	New Rowhouse	#	Prt.	New Townhouse	#	Prt.	Improvement	Prt.	Garage	# of Dwellings	Prts.	Value (\$)		
2018	\$1,523,795.00	4	\$3,788,307.00	25	\$0.00	0	\$12,000.00	1	\$0.00	0	\$1,825,866.00	8	27	\$8,181,000.00	27	0	\$0.00	0	\$0.00	0	0	\$0.00	0	0	\$0.00	0	0	\$0.00	0	0	\$1,116,400.00	3	\$72,000.00	27	143	\$16,519,368.00		
2017	\$1,848,000.00	5	\$6,812,660.00	46	\$1,850,000.00	2	\$476,098.15	5	\$674,000.00	1	\$760,000.00	2	51	\$16,321,900.00	51	0	\$0.00	0	\$0.00	0	0	\$0.00	0	0	\$1,545,000.00	8	1	\$465,000.00	4	89	\$1,620,460.00	6	\$121,500.00	63	212	\$40,732,618.15		
2016	\$4,858,293.00	7	\$5,887,433.00	35	\$2,400,000.00	5	\$384,000.00	5	\$0.00	0	\$4,580,000.00	3	51	\$16,125,057.00	51	0	\$0.00	0	\$85,000.00	1	0	\$0.00	0	1	\$860,000.00	6	0	\$0.00	0	141	\$1,629,523.00	8	\$175,452.00	58	257	\$36,784,756.00		
2015	\$36,380,121.00	27	\$12,764,942.00	50	\$9,579,783.00	7	\$450,030.00	3	\$0.00	0	\$14,492,183.00	6	107	\$36,733,668.00	107	0	\$0.00	0	\$0.00	0	0	\$0.00	0	1	\$1,000,000.00	6	2	\$1,200,000.00	8	172	\$6,414,697.61	12	\$255,000.00	124	375	\$119,270,424.61		
2014	\$36,105,414.00	17	\$8,760,278.00	37	\$19,218,290.50	11	\$1,217,000.00	3	\$90,000.00	1	\$3,294,000.00	4	254	\$68,331,474.00	245	0	\$0.00	0	\$372,000.00	3	6	\$25,358,000.00	300	2	\$1,400,000.00	16	9	\$4,137,218.00	36	217	\$4,247,205.00	44	\$204,000.00	600	599	\$172,734,879.50		
2013	\$56,345,014.42	15	\$16,718,307.00	52	\$21,371,379.00	17	\$2,985,404.00	10	\$9,000,000.00	1	\$657,651.00	7	241	\$64,885,874.00	245	0	\$0.00	0	\$404,000.00	3	0	\$0.00	0	28	\$13,756,506.00	132	1	\$600,367.00	4	199	\$1,440,943.87	11	\$243,716.00	384	585	\$188,409,162.29		
2012	\$10,380,900.00	11	\$6,739,590.00	44	\$13,130,000.00	15	\$7,473,610.00	14	\$45,981,995.00	7	\$1,331,847.00	7	253	\$65,842,990.00	253	0	\$0.00	0	\$800,000.00	8	5	\$21,400,000.00	206	24	\$13,504,107.00	115	1	\$524,077.00	4	182	\$1,377,717.00	12	\$285,301.00	586	583	\$188,772,134.00		
2011	\$11,167,059.00	17	\$7,150,574.00	42	\$25,931,706.00	27	\$521,500.00	4	\$57,541,220.00	10	\$1,210,229.00	6	234	\$59,614,276.00	234	0	\$0.00	0	\$1,004,151.00	8	1	\$4,095,000.00	63	6	\$6,822,325.00	50	3	\$3,643,000.00	18	198	\$1,314,344.00	22	\$310,188.00	373	578	\$180,325,572.00		
2010	\$26,663,773.00	10	\$6,615,408.00	56	\$19,983,378.00	9	\$1,068,065.00	6	\$118,000.00	3	\$6,230,023.00	12	180	\$44,756,679.00	180	1	\$435,000.00	2	5	\$641,630.00	5	0	\$0.00	0	1	\$965,000.00	5	3	\$2,684,775.00	27	238	\$2,016,103.00	22	\$286,381.00	219	546	\$112,464,215.00	
2009	\$6,953,000.00	6	\$12,225,290.00	31	\$975,000.00	1	\$1,163,300.00	6	\$1,363,000.00	2	\$110,800.00	4	81	\$18,016,975.00	81	0	\$0.00	0	\$660,000.00	6	1	\$3,600,000.00	24	0	\$0.00	0	1	\$471,590.00	3	230	\$1,832,793.00	24	\$366,355.00	114	383	\$47,738,303.00		
2008	\$8,229,810.00	15	\$8,097,150.00	45	\$5,189,909.00	6	\$329,820.00	2	\$0.00	0	\$3,857,184.00	9	142	\$33,057,028.73	142	0	\$0.00	0	\$131,000.00	1	5	\$24,822,011.00	181	3	\$1,901,920.00	14	2	\$7,355,260.00	42	267	\$2,408,840.00	5	\$76,620.00	380	502	\$96,055,552.73		
2007	\$21,023,000.00	13	\$13,405,400.00	45	\$5,330,000.00	9	\$4,698,100.00	10	\$0.00	0	\$2,840,421.00	7	254	\$53,675,345.27	254	0	\$0.00	0	\$0.00	0	3	\$8,700,000.00	65	3	\$5,787,318.27	65	0	\$0.00	0	283	\$2,202,077.86	41	\$469,109.03	386	669	\$118,627,261.43		
2006	\$5,541,130.00	10	\$7,284,085.24	35	\$9,916,754.50	14	\$739,000.00	6	\$6,591,758.60	3	\$8,900,517.00	5	260	\$11,505,457.27	260	4	1,052,773.00	2	0	\$0.00	0	8	\$10,642,100.00	139	1	\$7,537,500.00	75	185	\$4,227,143.23	29	\$407,850.00	494	562	\$116,194,068.84				
2005	\$12,221,000.00	5	\$4,754,800.00	32	\$15,569,701.00	19	\$2,110,245.00	12	\$26,847,000.00	2	\$1,485,500.00	4	262	\$40,347,884.00	262	1	2,288,000.00	22	0	\$0.00	0	5	\$10,967,000.00	158	3	\$4,480,000.00	62	0	\$0.00	0	129	\$1,210,745.00	31	\$252,902.00	504	505	\$122,534,777.00	
2004	\$10,203,005.00	19	\$3,015,208.05	43	\$7,521,914.00	17	\$756,775.00	7	\$275,000.00	1	\$676,100.00	3	264	\$35,503,300.00	264	0	\$0.00	0	\$0.00	0	2	\$10,800,000.00	98	0	\$0.00	0	1	\$1,800,000.00	36	96	\$1,078,050.00	33	\$326,308.00	398	486	\$71,955,660.05		
2003	\$7,177,500.00	10	\$6,229,928.00	38	\$1,095,525.00	7	\$65,155.32	9	\$0.00	0	\$113,487.00	5	197	\$23,615,800.00	197	0	\$0.00	0	\$110,000.00	2	0	\$0.00	0	2	\$0.00	0	\$0.00	0	0	\$0.00	0	78	\$1,036,150.25	25	\$182,800.00	199	371	\$39,626,345.32
2002	\$3,976,045.00	8	\$2,479,850.00	51	\$2,165,950.00	6	\$841,607.00	12	\$0.00	0	\$384,488.00	3	286	\$0.00	0	0	0	14	\$770,000.00	14	0	\$0.																

2018 ALBERTA VS. SASKATCHEWAN PERMIT TOTALS

Alberta

	Residential			Prt	Commercial \$	Prt	Industrial \$	Prt	Institutional \$				
	Prt	New Dwelling \$	#							Improvement \$	Garage \$		
January	0	\$0.00	0	3	\$55,000.00	0	\$0.00	3	\$295,000.00	0	\$0.00	0	\$0.00
February	3	\$1,079,000.00	3	3	\$96,000.00	0	\$0.00	2	\$129,000.00	0	\$0.00	0	\$0.00
March	0	\$0.00	0	4	\$16,000.00	0	\$0.00	6	\$1,075,900.00	0	\$0.00	1	\$40,000.00
April	3	\$1,140,000.00	3	1	\$20,000.00	0	\$0.00	2	\$582,447.00	0	\$0.00	0	\$0.00
May	2	\$560,000.00	2	6	\$16,500.00	0	\$0.00	1	\$280,000.00	0	\$0.00	0	\$0.00
June	7	\$2,255,000.00	7	10	\$63,300.00	0	\$0.00	3	\$181,000.00	1	\$12,000.00	1	\$101,400.00
July	3	\$1,062,000.00	3	11	\$315,500.00	0	\$0.00	2	\$223,660.00	0	\$0.00	2	\$17,000.00
August	2	\$485,000.00	2	7	\$38,700.00	0	\$0.00	6	\$1,178,000.00	0	\$0.00	1	\$430,000.00
September	0	\$0.00	0	0	\$0.00	0	\$0.00	0	\$0.00	0	\$0.00	0	\$0.00
October	0	\$0.00	0	0	\$0.00	0	\$0.00	0	\$0.00	0	\$0.00	0	\$0.00
November	0	\$0.00	0	0	\$0.00	0	\$0.00	0	\$0.00	0	\$0.00	0	\$0.00
December	0	\$0.00	0	0	\$0.00	0	\$0.00	0	\$0.00	0	\$0.00	0	\$0.00
Total	20	\$6,581,000.00	20	45	\$621,000.00	0	\$0.00	25	\$3,945,007.00	1	\$12,000.00	5	\$588,400.00

Total Permits		
Permits	Value \$	Dwellings
6	\$350,000.00	0
8	\$1,304,000.00	3
11	\$1,131,900.00	0
6	\$1,742,447.00	3
9	\$856,500.00	2
22	\$2,612,700.00	7
18	\$1,618,160.00	3
16	\$2,131,700.00	2
0	\$0.00	0
0	\$0.00	0
0	\$0.00	0
0	\$0.00	0
96	\$11,747,407.00	20

% of Total Permits 67.13% 71.11% 74.07%

Monthly Totals

	Prts	Value \$	Dwell #
January	13	\$605,000.00	1
February	12	\$1,572,500.00	4
March	12	\$1,631,900.00	0
April	11	\$1,989,447.00	4
May	17	\$2,026,966.00	5
June	31	\$2,932,000.00	8
July	25	\$3,133,560.00	3
August	22	\$2,627,995.00	2
September	0	\$0.00	0
October	0	\$0.00	0
November	0	\$0.00	0
December	0	\$0.00	0
Year To Date	143	\$16,519,368.00	27

Saskatchewan

	Residential			Prt	Commercial \$	Prt	Industrial \$	Prt	Institutional \$				
	Prt	New Dwelling \$	#							Improvement \$	Garage \$		
January	1	\$180,000.00	1	5	\$35,000.00	0	\$0.00	1	\$40,000.00	0	\$0.00	0	\$0.00
February	1	\$155,000.00	1	3	\$113,500.00	0	\$0.00	0	\$0.00	0	\$0.00	0	\$0.00
March	0	\$0.00	0	0	\$0.00	0	\$0.00	0	\$0.00	0	\$0.00	1	\$500,000.00
April	1	\$225,000.00	1	4	\$22,000.00	0	\$0.00	0	\$0.00	0	\$0.00	0	\$0.00
May	3	\$865,000.00	3	4	\$168,000.00	0	\$0.00	0	\$0.00	0	\$0.00	1	\$137,466.00
June	1	\$175,000.00	1	7	\$40,000.00	0	\$0.00	1	\$104,300.00	0	\$0.00	0	\$0.00
July	0	\$0.00	0	3	\$18,400.00	2	\$47,000.00	1	\$850,000.00	0	\$0.00	1	\$600,000.00
August	0	\$0.00	0	4	\$98,500.00	1	\$25,000.00	1	\$372,795.00	0	\$0.00	0	\$0.00
September	0	\$0.00	0	0	\$0.00	0	\$0.00	0	\$0.00	0	\$0.00	0	\$0.00
October	0	\$0.00	0	0	\$0.00	0	\$0.00	0	\$0.00	0	\$0.00	0	\$0.00
November	0	\$0.00	0	0	\$0.00	0	\$0.00	0	\$0.00	0	\$0.00	0	\$0.00
December	0	\$0.00	0	0	\$0.00	0	\$0.00	0	\$0.00	0	\$0.00	0	\$0.00
Total	7	\$1,600,000.00	7	30	\$495,400.00	3	\$72,000.00	4	\$1,367,095.00	0	\$0.00	3	\$1,237,466.00

Total Permits		
Permits	Value \$	Dwellings
7	\$255,000.00	1
4	\$268,500.00	1
1	\$500,000.00	0
5	\$247,000.00	1
8	\$1,170,466.00	3
9	\$319,300.00	1
7	\$1,515,400.00	0
6	\$496,295.00	0
0	\$0.00	0
0	\$0.00	0
0	\$0.00	0
0	\$0.00	0
47	\$4,771,961.00	7

% of Total Permits 32.87% 28.89% 25.93%



143

Permits issued
in 2018



\$16,519,368

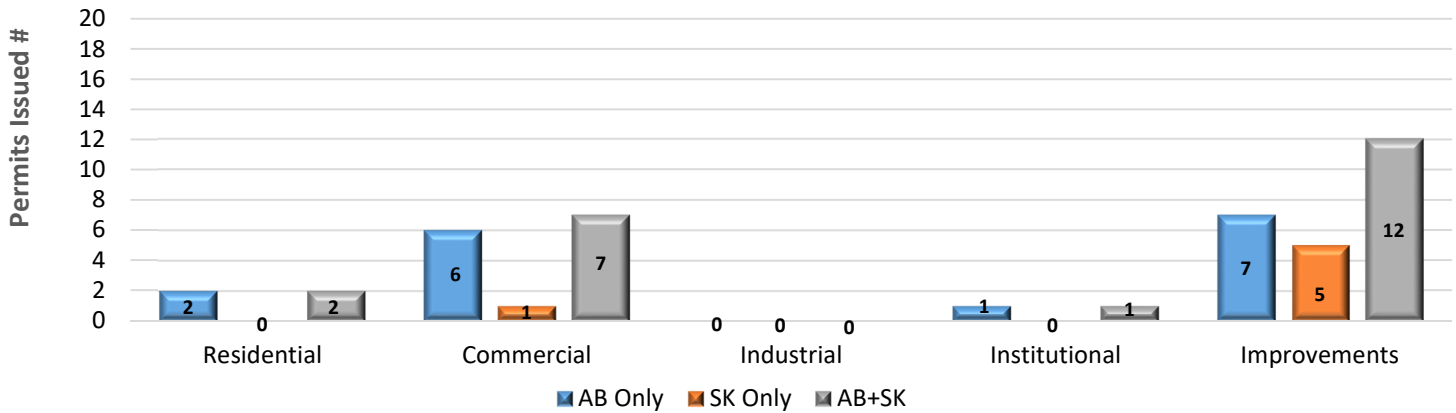
Permit value in
2018



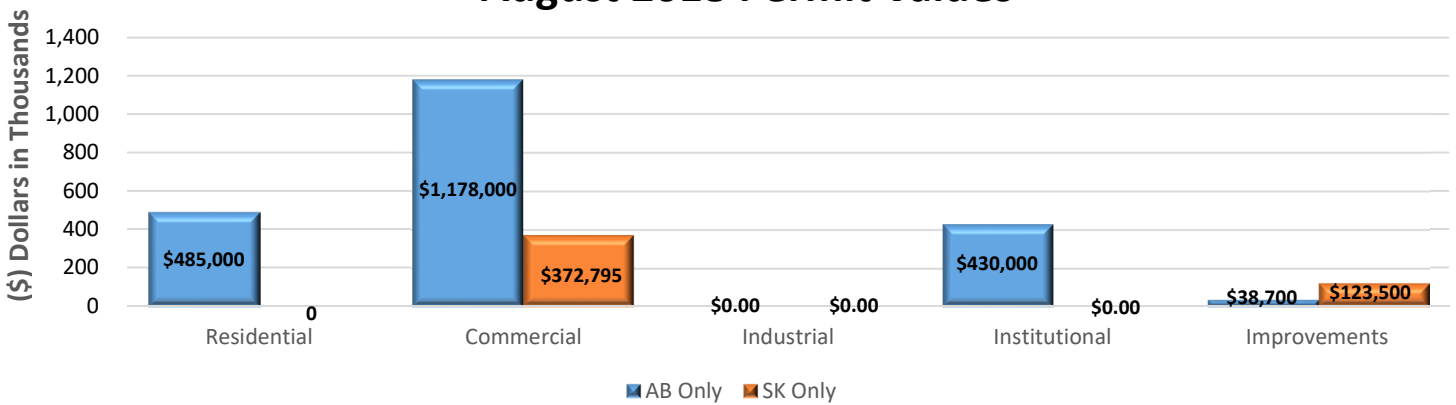
27

New Dwellings
in 2018

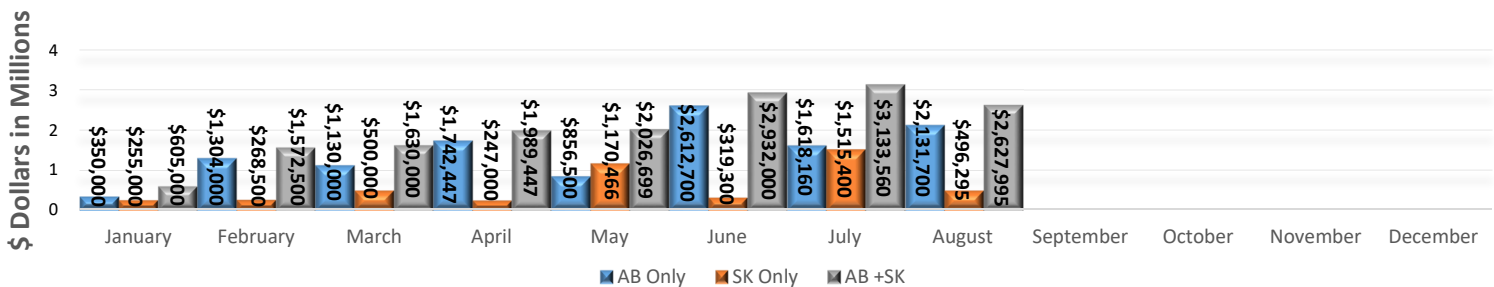
August 2018 - Permits Issued



August 2018 Permit Values



2018 Permit Values Total



Year	2014	2015	2016	2017	2018
# of Permits	599	375	257	212	143
Permit Value	\$172,734,879	\$119,270,424	\$36,784,756	\$40,732,618	\$16,519,368
# of New Dwellings	590	124	58	63	27

August 2018

Permit Number	Project Information	Type of Work	Construction Value Total	Construction Location	Lot/Block/Plan
AB					
LYDB014418LD	Commercial	New Construction	\$ 441,000.00	1202 61 Avenue	34 16 172 3446
LYDB014018LD	Commercial	Renovation	\$ 35,000.00	6601 43 Street	7A 3 094 1722
LYDB013718LD	Commercial	Renovation	\$ 85,000.00	5110 63 Avenue	2 19 022 3187
LYDB013818LD	Commercial	Renovation	\$ 107,000.00	101- - 4215 80 Avenue	5 1 142 3737
LYDB013518LD	Commercial	Renovation	\$ 200,000.00	#5, 8120 44 Street	4 4 152 4195
LYDB012218LD	Commercial	New Construction	\$ 310,000.00	5601 63 Avenue	1 18 982 0870
	6	AB TOTAL	\$1,178,000.00		
LYDB012518LD	Institutional	Renovation of Ampitheatre	\$ 430,000.00	2902 59 Avenue	E 832 2541
	1	AB TOTAL	\$430,000.00		
LYDB014218LD	Residential	Basement Renovation	\$ 2,000.00	7107 41 Street	36 30 082 1715
LYDB013618LD	Residential	Basement Renovation	\$ 2,000.00	3401 61 Avenue	15 2 962 3371
LYDB013018LD	Residential	Deck	\$ 1,200.00	5512 51 Street	11 48 4195 HW
LYDB014918LD	Residential	Deck	\$ 12,000.00	1810 59A Avenue Close	60 2 132 4033
LYDB015018LD	Residential	Deck	\$ 2,500.00	7110 37 Street	5 23 132 4708
LYDB012018LD	Residential	Deck	\$ 5,000.00	6739 28 Street	159 1 112 1081
LYDB011618LD	Residential	Covered Deck	\$ 14,000.00	5308 49 Street	4 20 183HW
LYDB013118LD	Residential	New Construction	\$ 215,000.00	3502 72 Avenue	13 25 132 4708
LYDB013318LD	Residential	New Construction	\$ 270,000.00	1710 63 Avenue	8 17 142 4772
	9	AB TOTAL	\$523,700.00		
	16	AB TOTAL	\$2,131,700.00		
SK					
LYDB014518LD	Commercial	Golf Course Exterior Reno	\$ 372,795.00	4706 54 Street	PT LSD 12 SEC 2 T50-R28-W3
	1	SK TOTAL	\$372,795.00		
LYDB011918LD	Residential	Home Addition	\$ 60,000.00	2618 43 Avenue	56 7 97B11131
LYDB012918LD	Residential	Deck	\$ 12,500.00	4503 16 Street	42-44 9 102195839
LYDB012718LD	Residential	Basement Development	\$ 20,000.00	5- - 4503 16 Street	42-44 9 102195839
LYDB012818LD	Residential	Basement Development	\$ 6,000.00	44- - 4008 41 Avenue	Unit 44 Condo PI 102144945
LYDB013918LD	Residential	Garage	\$ 25,000.00	3305 43A Avenue	20 4 101747392
	5	SK TOTAL	\$ 123,500.00		
	6	SK TOTAL	\$496,295.00		

22 PERMITS ISSUED	SK TOTAL	\$ 496,295.00	6 SK PERMIT
	AB TOTAL	\$ 2,131,700.00	16 AB PERMITS
	AB + SK TOTAL	\$2,627,995.00	