

City of Lloydminster 2020 Building Statistics

Year To Date

Month	Commercial				Industrial				Institutional				Residential												Permit Total																			
	New	Prt.	Improvement	Prt.	New	Prt.	Improvement	Prt.	New	Prt.	Improvement	Prt.	Prt.	New Single Det.	#	Prt.	Semi-Detached	#	Prt.	Mobile Home	#	Prt.	New Apartment	#	Prt.	New Rowhouse	#	Prt.	New Townhouse	#	Prt.	Improvement	Prt.	Garage	# of Dwellings	Prts	Value (\$)							
January	\$0.00	0	\$90,000.00	1	\$0.00	0	\$0.00	0	\$0.00	0	\$0.00	0	0	\$0.00	0	0	\$0.00	0	0	\$0.00	0	0	\$0.00	0	0	\$0.00	0	0	\$0.00	0	0	\$0.00	0	0	\$0.00	0	0	\$81,561.00	8	1	\$171,861.00			
February	\$350,000.00	1	\$450,000.00	1	\$0.00	0	\$0.00	0	\$0.00	0	\$0.00	0	3	\$724,000.00	3	0	\$0.00	0	0	\$0.00	0	0	\$0.00	0	0	\$0.00	0	0	\$0.00	0	0	\$0.00	0	0	\$0.00	0	0	\$0.00	0	0	\$12,500.00	3	7	\$1,536,500.00
March	\$0.00	0	\$0.00	0	\$0.00	0	\$0.00	0	\$0.00	0	\$0.00	0	0	\$0.00	0	0	\$0.00	0	0	\$0.00	0	0	\$0.00	0	0	\$0.00	0	0	\$0.00	0	0	\$0.00	0	0	\$0.00	0	0	\$0.00	0	0	\$0.00	0	0	\$47,600.00
April	\$0.00	0	\$190,000.00	3	\$0.00	0	\$0.00	0	\$0.00	0	\$0.00	0	1	\$375,000.00	1	0	\$0.00	0	0	\$0.00	0	0	\$0.00	0	0	\$0.00	0	0	\$0.00	0	0	\$0.00	0	0	\$0.00	0	0	\$0.00	0	0	\$11,000.00	2	6	\$576,000.00
May	\$85,000.00	1	\$345,450.00	1	\$0.00	0	\$0.00	0	\$0.00	0	\$0.00	0	1	\$270,000.00	1	0	\$0.00	0	0	\$0.00	0	0	\$0.00	0	0	\$0.00	0	0	\$0.00	0	0	\$0.00	0	0	\$0.00	0	0	\$51,800.00	1	12	\$760,250.00			
June	\$0.00	0	\$23,800.00	2	\$0.00	0	\$0.00	0	\$0.00	0	\$23,000.00	2	0	\$0.00	0	0	\$0.00	0	0	\$0.00	0	0	\$0.00	0	0	\$0.00	0	0	\$0.00	0	0	\$0.00	0	0	\$0.00	0	0	\$0.00	0	0	\$51,700.00	2	15	\$121,500.00
July	\$0.00	0	\$0.00	0	\$0.00	0	\$0.00	0	\$0.00	0	\$0.00	0	7	\$7,000.00	7	0	\$0.00	0	0	\$0.00	0	0	\$0.00	0	0	\$0.00	0	0	\$0.00	0	0	\$0.00	0	0	\$0.00	0	0	\$0.00	0	0	\$299,313.00			
August	\$0.00	0	\$0.00	0	\$0.00	0	\$0.00	0	\$0.00	0	\$0.00	0	0	\$0.00	0	0	\$0.00	0	0	\$0.00	0	0	\$0.00	0	0	\$0.00	0	0	\$0.00	0	0	\$0.00	0	0	\$0.00	0	0	\$0.00	0	0	\$0.00			
September	\$0.00	0	\$0.00	0	\$0.00	0	\$0.00	0	\$0.00	0	\$0.00	0	0	\$0.00	0	0	\$0.00	0	0	\$0.00	0	0	\$0.00	0	0	\$0.00	0	0	\$0.00	0	0	\$0.00	0	0	\$0.00	0	0	\$0.00	0	0	\$0.00			
October	\$0.00	0	\$0.00	0	\$0.00	0	\$0.00	0	\$0.00	0	\$0.00	0	0	\$0.00	0	0	\$0.00	0	0	\$0.00	0	0	\$0.00	0	0	\$0.00	0	0	\$0.00	0	0	\$0.00	0	0	\$0.00	0	0	\$0.00	0	0	\$0.00			
November	\$0.00	0	\$0.00	0	\$0.00	0	\$0.00	0	\$0.00	0	\$0.00	0	0	\$0.00	0	0	\$0.00	0	0	\$0.00	0	0	\$0.00	0	0	\$0.00	0	0	\$0.00	0	0	\$0.00	0	0	\$0.00	0	0	\$0.00	0	0	\$0.00			
December	\$0.00	0	\$0.00	0	\$0.00	0	\$0.00	0	\$0.00	0	\$0.00	0	0	\$0.00	0	0	\$0.00	0	0	\$0.00	0	0	\$0.00	0	0	\$0.00	0	0	\$0.00	0	0	\$0.00	0	0	\$0.00	0	0	\$0.00	0	0	\$0.00			
Totals	\$435,000.00	2	\$1,099,250.00	8	\$0.00	0	\$0.00	0	\$0.00	0	\$30,000.00	3	12	\$3,842,000.00	12	0	\$0.00	0	0	\$0.00	0	0	\$0.00	0	0	\$0.00	0	0	\$0.00	0	0	\$0.00	0	0	\$0.00	0	0	\$555,574.00	3	31	\$31,000.00	12	81	\$5,992,824.00

Year To Year Totals

Year	Commercial				Industrial				Institutional				Residential												Permit Total																			
	New	Prt.	Improvement	Prt.	New	Prt.	Improvement	Prt.	New	Prt.	Improvement	Prt.	Prt.	New Single Det.	#	Prt.	Semi-Detached	#	Prt.	Mobile Home	#	Prt.	New Apartment	#	Prt.	New Rowhouse	#	Prt.	New Townhouse	#	Prt.	Improvement	Prt.	Garage	# of Dwellings	Prts	Value (\$)							
2020	\$435,000.00	2	\$1,099,250.00	8	\$0.00	0	\$0.00	0	\$0.00	0	\$30,000.00	3	12	\$3,842,000.00	12	0	\$0.00	0	0	\$0.00	0	0	\$0.00	0	0	\$0.00	0	0	\$0.00	0	0	\$0.00	0	0	\$0.00	0	0	\$555,574.00	3	31	\$31,000.00	12	81	\$5,992,824.00
2019	\$5,875,273.50	4	\$5,461,401.29	31	\$1,900,000.00	2	\$88,000.00	3	\$0.00	0	\$1,992,500.00	6	18	\$5,688,500.00	18	0	\$0.00	0	0	\$0.00	0	0	\$0.00	0	5	\$3,023,276.00	16	0	\$0.00	0	0	\$0.00	0	0	\$0.00	0	0	\$1,049,400.00	2	80	\$1,816,700.00	4	143	\$25,090,406.00
2018	\$2,523,795.00	5	\$6,099,045.00	42	\$0.00	0	\$987,000.00	3	\$0.00	0	\$1,825,966.00	6	36	\$12,841,000.00	36	0	\$0.00	0	0	\$0.00	0	0	\$0.00	0	0	\$0.00	0	0	\$0.00	0	0	\$0.00	0	0	\$0.00	0	0	\$0.00	0	0	\$87,000.00	0	0	\$25,090,406.00
2017	\$10,848,000.00	5	\$6,812,660.00	46	\$1,650,000.00	2	\$476,098.15	5	\$674,000.00	1	\$760,000.00	2	51	\$16,321,900.00	51	0	\$0.00	0	0	\$0.00	0	0	\$0.00	0	0	\$1,545,000.00	8	1	\$465,000.00	4	0	\$0.00	0	0	\$0.00	0	0	\$0.00	0	0	\$121,500.00	63	212	\$40,732,818.15
2016	\$4,858,293.00	7	\$5,687,433.00	35	\$2,400,000.00	5	\$384,000.00	5	\$0.00	0	\$4,580,000.00	3	51	\$16,125,057.00	51	0	\$0.00	0	1	\$85,000.00	1	0	\$0.00	0	1	\$860,000.00	6	0	\$0.00	0	0	\$0.00	0	0	\$0.00	0	0	\$1,629,521.00	8	141	\$175,452.00	58	257	\$36,784,756.00
2015	\$36,380,121.00	27	\$12,764,942.00	50	\$9,579,783.00	7	\$450,030.00	3	\$0.00	0	\$14,492,183.00	6	107	\$36,733,668.00	107	0	\$0.00	0	0	\$0.00	0	0	\$0.00	0	1	\$1,000,000.00	9	2	\$1,200,000.00	8	172	\$6,414,697.61	12	\$256,000.00	124	375	\$119,270,424.61							
2014	\$36,105,414.00	17	\$8,760,278.00	37	\$19,218,290.00	11	\$1,217,000.00	3	\$90,000.00	1	\$3,294,000.00	4	254	\$68,331,474.00	245	0	\$0.00	0	3	\$372,000.00	3	6	\$25,358,000.00	300	2	\$1,400,000.00	16	9	\$4,137,218.00	36	217	\$4,247,205.44	44	\$204,000.00	600	599	\$172,734,879.50							
2013	\$56,345,014.42	15	\$16,718,307.00	52	\$21,371,379.00	17	\$2,985,404.00	10	\$9,000,000.00	1	\$657,651.00	7	241	\$64,885,874.00	245	0	\$0.00	0	3	\$404,000.00	3	0	\$0.00	0	28	\$13,756,506.00	132	1	\$600,367.00	4	199	\$1,440,943.87	11	\$243,716.00	384	585	\$188,409,162.29							
2012	\$10,380,900.00	11	\$6,739,590.00	44	\$13,130,000.00	15	\$7,473,610.00	14	\$45,981,995.00	7	\$1,331,847.00	7	253	\$65,842,990.00	253	0	\$0.00	0	8	\$800,800.00	8	5	\$21,400,000.00	206	24	\$13,504,107.00	115	1	\$524,077.00	4	182	\$1,377,717.00	12	\$285,301.00	586	583	\$188,772,134.00							
2011	\$11,167,059.00	17	\$7,150,574.00	42	\$25,931,706.00	27	\$571,500.00	10	\$57,541,220.00	10	\$1,210,229.00	6	234	\$59,614,276.00	234	0	\$0.00	0	8	\$1,004,151.00	8	1	\$4,095,000.00	63	6	\$6,822,325.00	50	3	\$3,643,000.00	18	198	\$1,314,344.00	22	\$310,188.00	373	578	\$180,325,572.00							
2010	\$25,663,773.00	10	\$6,615,408.00	56	\$19,983,378.00	9	\$1,066,065.00	6	\$118,000.00	3	\$6,230,023.00	12	180	\$44,756,679.00	180	1	\$435,000.00	2	5	\$641,630.00	5	0	\$0.00	0	1	\$965,000.00	5	2	\$2,694,775.00	27	238	\$2,016,103.00	22	\$286,381.00	219	546	\$112,464,215.00							
2009	\$8,953,000.00	6	\$12,225,290.00	31	\$975,000.00	1	\$1,163,300.00	6	\$1,363,000.00	2	\$110,800.00	4	81	\$18,016,975.00	81	0	\$0.00	0	6	\$660,000.00	6	1	\$3,600,000.00	24	0	\$0.00	0	1	\$471,590.00	3	230	\$1,832,793.00	24	\$366,355.00	114	393	\$47,738,303.00							
2008	\$8,229,810.00	15	\$8,097,150.00	45	\$5,188,909.00	6	\$329,820.00	2	\$0.00	0	\$3,857,184.00	9	142	\$33,657,028.73	142	0	\$0.00	0	1	\$131,000.00	1	5	\$24,822,011.00	181	3	\$1,901,920.00	14	2	\$7,355,260.00	42	267	\$2,408,840.00	5	\$76,620.00	380	502	\$96,055,552.73							
2007	\$21,023,000.00	13	\$13,405,450.00	45	\$5,330,000.00	9	\$4,698,100.00	10	\$0.00	0	\$2,840,421.00	7	254	\$53,675,345.27	254	1	\$496,440.00	2	0	\$0.00	0	3	\$8,700,000.00	155	3	\$5,787,318.27	65	0	\$0.00	0	283	\$2,202,077.86	41	\$469,109.03	386	669	\$118,627,261.43							
2006	\$5,541,130.00	10	\$7,284,085.24	35	\$9,916,754.50	14	\$739,000.00	6	\$6,691,758.63	3	\$8,900,517.00	5	260	\$51,505,457.27	260	4	\$1,052,773.00	6	0	\$0.00	0	8	\$10,642,100.00	69	1	\$1,848,000.00	14	2	\$7,537,500.00	75	185	\$4,227,143.23	29</											

2020 ALBERTA VS. SASKATCHEWAN PERMIT TOTALS

Alberta

	Residential			Prt	Commercial \$	Prt	Industrial \$	Prt	Institutional \$				
	Prt	New Dwelling \$	#							Prt	Improvement \$	Prt	Garage \$
January	0	\$0.00	0	6	\$72,000.00	0	\$0.00	1	\$90,000.00	0	\$0.00	0	\$0.00
February	2	\$524,000.00	2	2	\$12,500.00	0	\$0.00	0	\$0.00	0	\$0.00	0	\$0.00
March	0	\$0.00	0	3	\$47,600.00	0	\$0.00	0	\$0.00	0	\$0.00	0	\$0.00
April	1	\$375,000.00	1	2	\$11,000.00	0	\$0.00	3	\$190,000.00	0	\$0.00	0	\$0.00
May	1	\$270,000.00	1	8	\$51,800.00	1	\$8,000.00	0	\$0.00	0	\$0.00	0	\$0.00
June	0	\$0.00	0	6	\$47,000.00	0	\$0.00	2	\$23,800.00	0	\$0.00	2	\$23,000.00
July	4	\$1,698,000.00	4	19	\$291,313.00	0	\$0.00	0	\$0.00	0	\$0.00	0	\$0.00
August	0	\$0.00	0	0	\$0.00	0	\$0.00	0	\$0.00	0	\$0.00	0	\$0.00
September	0	\$0.00	0	0	\$0.00	0	\$0.00	0	\$0.00	0	\$0.00	0	\$0.00
October	0	\$0.00	0	0	\$0.00	0	\$0.00	0	\$0.00	0	\$0.00	0	\$0.00
November	0	\$0.00	0	0	\$0.00	0	\$0.00	0	\$0.00	0	\$0.00	0	\$0.00
December	0	\$0.00	0	0	\$0.00	0	\$0.00	0	\$0.00	0	\$0.00	0	\$0.00
Total	8	\$2,867,000.00	8	46	\$533,213.00	1	\$8,000.00	6	\$303,800.00	0	\$0.00	2	\$23,000.00

Total Permits		
Permits	Value \$	Dwellings
7	\$162,000.00	0
4	\$536,500.00	2
3	\$47,600.00	0
6	\$576,000.00	1
10	\$329,800.00	1
10	\$93,800.00	0
23	\$1,989,313.00	4
0	\$0.00	0
0	\$0.00	0
0	\$0.00	0
0	\$0.00	0
0	\$0.00	0
63	\$3,735,013.00	8

% of Total Permits 77.78% 62.32% 66.67%

Monthly Totals

	Prts	Value \$	Dwell #
January	9	\$171,661.00	0
February	7	\$1,536,500.00	3
March	3	\$47,600.00	0
April	6	\$576,000.00	1
May	12	\$760,250.00	1
June	15	\$121,500.00	0
July	29	\$2,779,313.00	7
August	0	\$0.00	0
September	0	\$0.00	0
October	0	\$0.00	0
November	0	\$0.00	0
December	0	\$0.00	0
Year To Date	81	\$5,992,824.00	12

Saskatchewan

	Residential			Prt	Commercial \$	Prt	Industrial \$	Prt	Institutional \$				
	Prt	New Dwelling \$	#							Prt	Improvement \$	Prt	Garage \$
January	0	\$0.00	0	2	\$9,661.00	0	\$0.00	0	\$0.00	0	\$0.00	0	\$0.00
February	1	\$200,000.00	1	0	\$0.00	0	\$0.00	2	\$800,000.00	0	\$0.00	0	\$0.00
March	0	\$0.00	0	0	\$0.00	0	\$0.00	0	\$0.00	0	\$0.00	0	\$0.00
April	0	\$0.00	0	0	\$0.00	0	\$0.00	0	\$0.00	0	\$0.00	0	\$0.00
May	0	\$0.00	0	0	\$0.00	0	\$0.00	2	\$430,450.00	0	\$0.00	0	\$0.00
June	0	\$0.00	0	3	\$4,700.00	2	\$23,000.00	0	\$0.00	0	\$0.00	0	\$0.00
July	3	\$775,000.00	3	2	\$8,000.00	0	\$0.00	0	\$0.00	1	\$7,000.00	0	\$0.00
August	0	\$0.00	0	0	\$0.00	0	\$0.00	0	\$0.00	0	\$0.00	0	\$0.00
September	0	\$0.00	0	0	\$0.00	0	\$0.00	0	\$0.00	0	\$0.00	0	\$0.00
October	0	\$0.00	0	0	\$0.00	0	\$0.00	0	\$0.00	0	\$0.00	0	\$0.00
November	0	\$0.00	0	0	\$0.00	0	\$0.00	0	\$0.00	0	\$0.00	0	\$0.00
December	0	\$0.00	0	0	\$0.00	0	\$0.00	0	\$0.00	0	\$0.00	0	\$0.00
Total	4	\$975,000.00	4	7	\$22,361.00	2	\$23,000.00	4	\$1,230,450.00	0	\$0.00	1	\$7,000.00

Total Permits		
Permits	Value \$	Dwellings
2	\$9,661.00	0
3	\$1,000,000.00	1
0	\$0.00	0
0	\$0.00	0
2	\$430,450.00	0
5	\$27,700.00	0
6	\$790,000.00	3
0	\$0.00	0
0	\$0.00	0
0	\$0.00	0
0	\$0.00	0
0	\$0.00	0
18	\$2,257,811.00	4

% of Total Permits 22.22% 37.68% 33.33%



29

Permits issued
In July



\$2,779,313

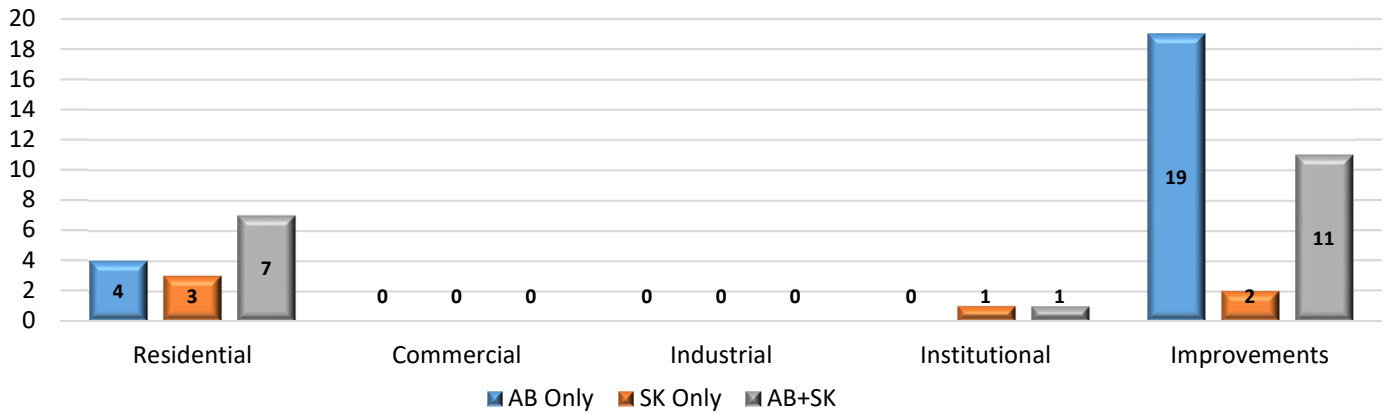
July
Permit Value



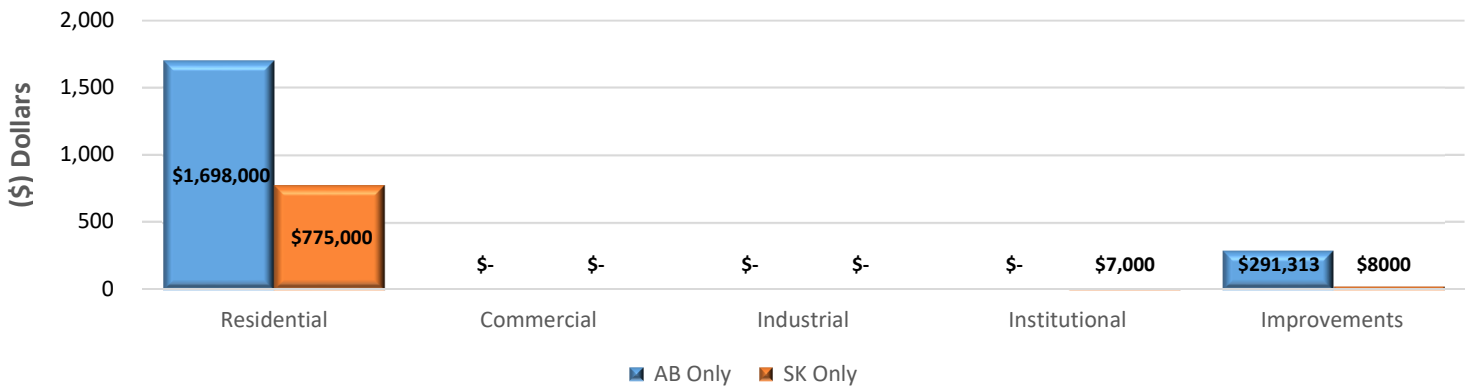
7

New Dwellings
in July

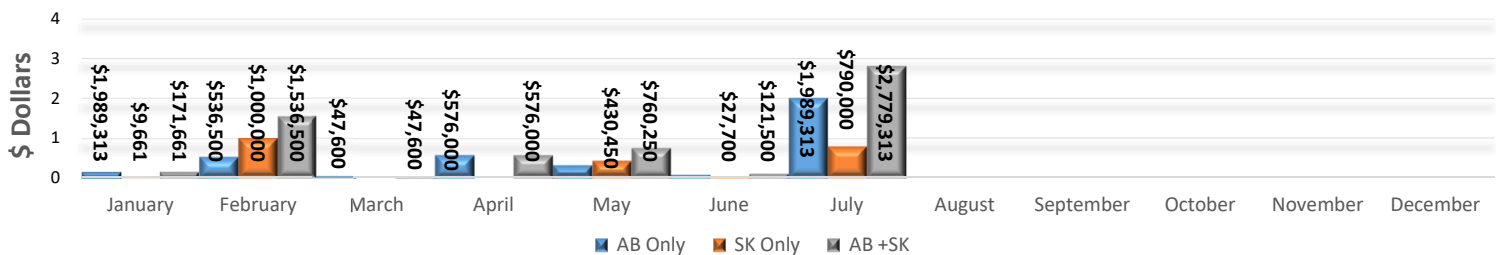
July 2020 - Permits Issued



July 2020 - Permit Values



2020 Permit Values Total



Year	2016	2017	2018	2019	2020
# of Permits	257	212	194	151	81
Permit Value	\$36,784,756	\$40,732,618	\$25,090,406	\$25,153,350	\$5,992,824
# of New Dwellings	58	63	38	40	12

July 2020 - Permits Issued

Permit Number	Project Information	Type of Work	Construction Value Total	Construction Location	Lot/Block/Plan
AB					
LYD B 0051 20 LD	Residential	Deck	\$5,500.00	5111 32 Street	7,16,205 TR
LYD B 0054 20 LD	Residential	Deck	\$1,000.00	2701 52 Avenue	43,23,812-0974
LYD B 0062 20 LD	Residential	Deck	\$26,000.00	5510 35 Street	21,31,782-2724
LYD B 0067 20 LD	Residential	Deck	\$6,000.00	2105 58A Avenue Close	39,58,122-4267
LYD B 0068 20 LD	Residential	Deck	\$1,200.00	1310 55 Avenue	4,57A,152-3564
LYD B 0071 20 LD	Residential	Deck	\$2,000.00	2930 67 Avenue	5,17,022-4387
LYD B 0072 20 LD	Residential	Deck	\$2,500.00	5111 26 Street	20A,46,912-2061
LYD B 0073 20 LD	Residential	Deck	\$2,000.00	7106 40 Street	5,30,092-1781
LYD B 0074 20 LD	Residential	Deck	\$1,000.00	2804 67B Avenue	4,20,042-6784
LYD B 0077 20 LD	Residential	Deck	\$9,000.00	5237 22 Street	2,53,012-6080
LYD B 0079 20 LD	Residential	Deck	\$5,347.00	2008 56 Avenue	47A,2,122-0261
LYD B 0081 20 LD	Residential	Deck	\$4,000.00	7113 41 Street	33,30,082-1715
LYDB008320LD	Residential	Deck	\$5,000.00	7205 29 Street	180 1 122 3276
LYDB008420LD	Residential	Deck	\$2,000.00	2025 61 Avenue	11 5 142 3221
LYD B 0066 20 LD	Residential	Basement Development	\$1,200.00	6002 18 Street	1,13,132-4415
LYD B 0075 20 LD	Residential	Basement Development	\$500.00	6022 17 Street	22,12,152-0465
LYDB008620LD	Residential	Basement Development	\$37,066.00	6819 41 Street	33 14 062 1133
LYDB008820LD	Residential	Addition	\$150,000.00	5304 47 Street	2 18 3460Q
LYD B 0060 20 LD	Residential	Addition	\$30,000.00	5809 23 Street	4,58,992-5407
	19	AB TOTAL	\$291,313.00		
LYD B 0058 20 LD	Residential	New Construction	\$379,000.00	5502 14 Street	36,58,152-3564
LYD B 0059 20 LD	Residential	New Construction	\$379,000.00	5504 14 Street	37,58,152-3564
LYD B 0069 20 LD	Residential	New Construction	\$250,000.00	5519 51 Street	11,47 853 HW
LYDB008220LD	Residential	New Construction	\$690,000.00	6120 13 Street Close	22 16 182 3083
	4		\$1,698,000.00		
	23	AB TOTAL	\$1,989,313.00		
SK					
LYD B 0078 20 LD	Residential	New Construction	\$240,000.00	4623 13 Street	5,10,102176681
LYDB005720LD	Residential	New Construction	\$250,000.00	4805 26 Street	20 6 77B03702
LYDB007020LD	Residential	New Construction	\$285,000.00	3915 41 Avenue	8 3 102134551
	3	SK TOTAL	\$775,000.00		
LYD B 0061 20 LD	Residential	Deck	\$5,000.00	4005 49 Avenue	17-18,4,C298
LYD B 0063 20 LD	Residential	Deck	\$3,000.00	1314 47A Avenue	19,12,102096132
	2	SK TOTAL	\$8,000.00		
LYD B 0080 20 LD	Institutional	Renovation	\$7,000.00	2611 50 Avenue	D, 69B02461
	1	SK TOTAL	\$7,000.00		
	6	SK TOTAL	\$790,000.00		

29 PERMITS ISSUED	SK TOTAL	\$790,000.00	6 SK PERMITS
	AB TOTAL	\$1,989,313.00	23 AB PERMITS
	AB + SK TOTAL	\$2,779,313.00	