

2023 ALBERTA VS. SASKATCHEWAN PERMIT TOTALS

Alberta

Monthly Totals

	Residential			Prt	Commercial \$	Prt	Industrial \$	Prt	Institutional \$				
	Prt	New Dwelling \$	#							Prt	Improvement \$	Prt	Garage \$
January	0	\$0.00	0	2	\$32,850.00	0	\$0.00	5	\$5,257,300.00	0	\$0.00	1	\$1,070,000.00
February	1	\$500,000.00	1	0	\$0.00	0	\$0.00	2	\$634,000.00	0	\$0.00	0	\$0.00
March	0	\$0.00	0	1	\$25,000.00	0	\$0.00	2	\$3,505,200.00	0	\$0.00	0	\$0.00
April	2	\$940,000.00	2	1	\$600.00	1	\$40,000.00	4	\$340,000.00	0	\$0.00	0	\$0.00
May	1	\$275,000.00	1	7	\$117,320.00	0	\$0.00	3	\$7,350,000.00	0	\$0.00	1	\$597,989.00
June	1	\$375,590.00	1	6	\$57,000.00	0	\$0.00	2	\$2,329,387.00	0	\$0.00	0	\$0.00
July	0	\$0.00	0	4	\$50,626.00	1	\$10,000.00	2	\$221,155.00	0	\$0.00	0	\$0.00
August	0	\$0.00	0	0	\$0.00	0	\$0.00	0	\$0.00	0	\$0.00	0	\$0.00
September	0	\$0.00	0	0	\$0.00	0	\$0.00	0	\$0.00	0	\$0.00	0	\$0.00
October	0	\$0.00	0	0	\$0.00	0	\$0.00	0	\$0.00	0	\$0.00	0	\$0.00
November	0	\$0.00	0	0	\$0.00	0	\$0.00	0	\$0.00	0	\$0.00	0	\$0.00
December	0	\$0.00	0	0	\$0.00	0	\$0.00	0	\$0.00	0	\$0.00	0	\$0.00
Total	5	\$2,090,590.00	5	21	\$283,396.00	2	\$50,000.00	20	\$19,637,042.00	0	\$0.00	2	\$1,667,989.00

Total Permits		
Permits	Value \$	Dwellings
8	\$6,360,150.00	0
3	\$1,134,000.00	1
3	\$3,530,200.00	0
8	\$1,320,600.00	2
12	\$8,340,309.00	1
9	\$2,761,977.00	1
7	\$281,781.00	0
0	\$0.00	0
0	\$0.00	0
0	\$0.00	0
0	\$0.00	0
0	\$0.00	0
50	\$23,729,017.00	5

	Prts	Value \$	Dwell #
January	11	\$6,960,150.00	2
February	4	\$2,358,429.00	1
March	3	\$3,530,200.00	0
April	9	\$1,672,600.00	3
May	14	\$15,166,471.00	1
June	12	\$3,015,377.00	1
July	8	\$311,781.00	0
August	0	\$0.00	0
September	0	\$0.00	0
October	0	\$0.00	0
November	0	\$0.00	0
December	0	\$0.00	0
Year To Date	61	\$33,015,008.00	8

% of Total Permits 81.97% 71.87% 62.50%

Saskatchewan

	Residential			Prt	Commercial \$	Prt	Industrial \$	Prt	Institutional \$				
	Prt	New Dwelling \$	#							Prt	Improvement \$	Prt	Garage \$
January	1	\$350,000.00	2	0	\$0.00	0	\$0.00	2	\$250,000.00	0	\$0.00	0	\$0.00
February	0	\$0.00	0	0	\$0.00	0	\$0.00	1	\$1,224,429.00	0	\$0.00	0	\$0.00
March	0	\$0.00	0	0	\$0.00	0	\$0.00	0	\$0.00	0	\$0.00	0	\$0.00
April	1	\$352,000.00	1	0	\$0.00	0	\$0.00	0	\$0.00	0	\$0.00	0	\$0.00
May	0	\$0.00	0	1	\$2,000.00	0	\$0.00	1	\$6,824,162.00	0	\$0.00	0	\$0.00
June	0	\$0.00	0	2	\$3,400.00	0	\$0.00	1	\$250,000.00	0	\$0.00	0	\$0.00
July	0	\$0.00	0	1	\$30,000.00	0	\$0.00	0	\$0.00	0	\$0.00	0	\$0.00
August	0	\$0.00	0	0	\$0.00	0	\$0.00	0	\$0.00	0	\$0.00	0	\$0.00
September	0	\$0.00	0	0	\$0.00	0	\$0.00	0	\$0.00	0	\$0.00	0	\$0.00
October	0	\$0.00	0	0	\$0.00	0	\$0.00	0	\$0.00	0	\$0.00	0	\$0.00
November	0	\$0.00	0	0	\$0.00	0	\$0.00	0	\$0.00	0	\$0.00	0	\$0.00
December	0	\$0.00	0	0	\$0.00	0	\$0.00	0	\$0.00	0	\$0.00	0	\$0.00
Total	2	\$702,000.00	3	4	\$35,400.00	0	\$0.00	5	\$8,548,591.00	0	\$0.00	0	\$0.00

Total Permits		
Permits	Value \$	Dwellings
3	\$600,000.00	2
1	\$1,224,429.00	0
0	\$0.00	0
1	\$352,000.00	1
2	\$6,826,162.00	0
3	\$253,400.00	0
1	\$30,000.00	0
0	\$0.00	0
0	\$0.00	0
0	\$0.00	0
0	\$0.00	0
0	\$0.00	0
11	\$9,285,991.00	3

% of Total Permits 18.03% 28.13% 37.50%

July 2023 - Permits Issued

Permit Number	Project Information	Type of Work	Construction Value Total	Construction Location	Lot/Block/Plan
AB					
LYDB005723MU	Commercial	Renovation	\$ 6,155.00	5202 12 Street	28 56 122 4586
LYDB006023MU	Commercial	Renovation	\$ 215,000.00	145- - 5211 44 Street	G 902 2963
AB	2		\$221,155.00		
LYDB001823MU	Residential	Residential Addition	\$ 20,000.00	4- - 1408 52B Avenue	4 112 0982
LYDB005523MU	Residential	Deck	\$ 1,626.00	40- - 5308 57 Street	B 63B 022 3718
LYDB005623MU	Residential	Shed	\$ 5,000.00	5305 22 Street Close	42 51 012 6080
LYDB006123MU	Residential	Deck	\$ 24,000.00	1708 56 Avenue	8 61 112 3869
LYDB006223MU	Residential	Detached Garage	\$ 10,000.00	5607 43 Street	17 62 743KS
AB	5		\$60,626.00		
	7	AB TOTAL	\$281,781.00		
SK					
LYDB005323MU	Residential	Residential Addition	\$ 30,000.00	1515 49 Avenue	7 4 101847225
SK	1		\$30,000.00		
	1	SK TOTAL	\$30,000.00		
8 PERMITS ISSUED		SK TOTAL	\$30,000.00	1 SK PERMITS	0 New SK Dwelling Units
		AB TOTAL	\$281,781.00	7 AB PERMITS	0 New AB Dwelling Units
		AB + SK TOTAL	\$311,781.00		



7

Permits issued
In July



\$311,781

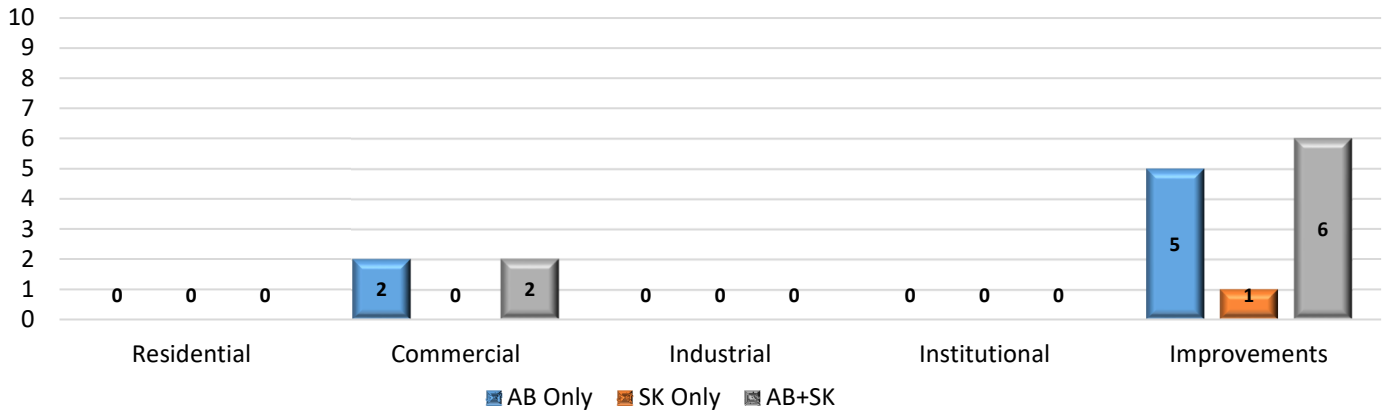
July
Construction Value



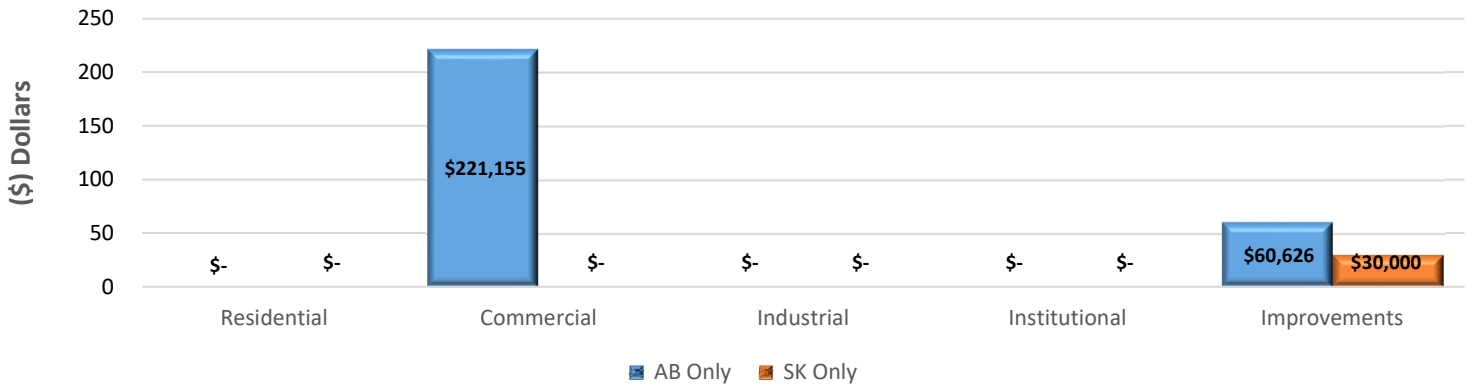
0

New Dwelling Unit(s)
issued in July

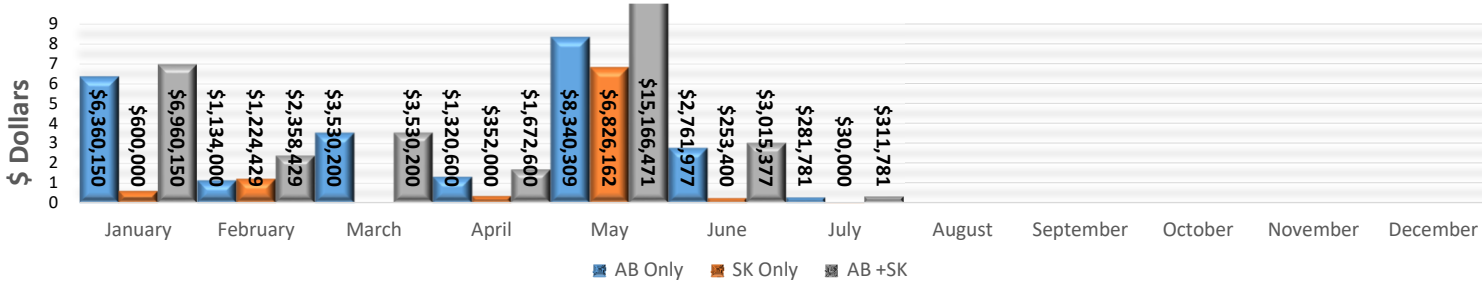
July 2023- Permits Issued



July 2023- Construction Values



2023 Construction Values Total



Year	2019	2020	2021	2022	2023
# of Permits	151	149	189	170	61
Consturction Value	\$25,153,350	\$22,079,877	\$71,663,690	\$65,564,682	\$33,015,008
# of New Dwellings	40	28	32	125	8