



## 2022 ALBERTA VS. SASKATCHEWAN PERMIT TOTALS

### Alberta

### Monthly Totals

	Residential			Prt	Commercial \$	Prt	Industrial \$	Prt	Institutional \$				
	Prt	New Dwelling \$	#							Prt	Improvement \$	Prt	Garage \$
January	2	\$560,000.00	2	1	\$39,000.00	0	\$0.00	3	\$163,600.00	1	\$14,000.00	0	\$0.00
February	1	\$480,000.00	1	1	\$10,000.00	0	\$0.00	4	\$841,730.00	0	\$0.00	0	\$0.00
March	3	\$1,380,000.00	3	2	\$5,000.00	0	\$0.00	3	\$853,999.00	0	\$0.00	0	\$0.00
April	3	\$1,066,346.00	3	7	\$78,000.00	1	\$35,000.00	4	\$525,000.00	0	\$0.00	1	\$26,000,000.00
May	6	\$1,940,000.00	6	7	\$223,305.00	1	\$35,000.00	1	\$25,000.00	1	\$1,500,000.00	0	\$0.00
June	6	\$3,021,000.00	18	9	\$195,384.00	0	\$0.00	3	\$1,185,000.00	0	\$0.00	0	\$0.00
July	3	\$1,320,000.00	3	6	\$58,935.00	0	\$0.00	2	\$279,000.00	0	\$0.00	1	\$180,000.00
August	8	\$4,279,000.00	24	3	\$1,477,000.00	0	\$0.00	3	\$453,900.00	0	\$0.00	0	\$0.00
September	4	\$2,249,000.00	4	5	\$79,000.00	0	\$0.00	1	\$60,000.00	1	\$205,000.00	0	\$0.00
October	0	\$0.00	0	0	\$0.00	0	\$0.00	0	\$0.00	0	\$0.00	0	\$0.00
November	0	\$0.00	0	0	\$0.00	0	\$0.00	0	\$0.00	0	\$0.00	0	\$0.00
December	0	\$0.00	0	0	\$0.00	0	\$0.00	0	\$0.00	0	\$0.00	0	\$0.00
<b>Total</b>	<b>36</b>	<b>\$16,295,346.00</b>	<b>64</b>	<b>41</b>	<b>\$2,165,624.00</b>	<b>2</b>	<b>\$70,000.00</b>	<b>24</b>	<b>\$4,387,229.00</b>	<b>3</b>	<b>\$1,719,000.00</b>	<b>2</b>	<b>\$26,180,000.00</b>

Total Permits		
Permits	Value \$	Dwellings
7	\$776,600.00	2
6	\$1,331,730.00	1
8	\$2,238,999.00	3
16	\$27,704,346.00	3
16	\$3,723,305.00	6
18	\$4,401,384.00	18
12	\$1,837,935.00	3
14	\$6,209,900.00	24
11	\$2,593,000.00	4
0	\$0.00	0
0	\$0.00	0
0	\$0.00	0
<b>108</b>	<b>\$50,817,199.00</b>	<b>64</b>

	Prts	Value \$	Dwell #
January	9	\$1,167,600.00	2
February	7	\$1,346,730.00	1
March	8	\$2,238,999.00	3
April	19	\$27,734,646.00	3
May	19	\$3,887,505.00	6
June	23	\$5,822,003.00	19
July	15	\$2,640,935.00	8
August	25	\$10,279,900.00	42
September	14	\$2,679,522.00	4
October	0	\$0.00	0
November	0	\$0.00	0
December	0	\$0.00	0
<b>Year To Date</b>	<b>139</b>	<b>\$57,797,840.00</b>	<b>88</b>

% of Total Permits      77.70%      87.92%      72.73%

### Saskatchewan

	Residential			Prt	Commercial \$	Prt	Industrial \$	Prt	Institutional \$				
	Prt	New Dwelling \$	#							Prt	Improvement \$	Prt	Garage \$
January	0	\$0.00	0	1	\$10,000.00	0	\$0.00	1	\$381,000.00	0	\$0.00		
February	0	\$0.00	0	1	\$15,000.00	0	\$0.00	0	\$0.00	0	\$0.00		
March	0	\$0.00	0	0	\$0.00	0	\$0.00	0	\$0.00	0	\$0.00		
April	0	\$0.00	0	2	\$10,300.00	1	\$20,000.00	0	\$0.00	0	\$0.00		
May	0	\$0.00	0	3	\$164,200.00	0	\$0.00	0	\$0.00	0	\$0.00		
June	1	\$380,000.00	1	3	\$40,619.00	0	\$0.00	1	\$1,000,000.00	0	\$0.00		
July	2	\$800,000.00	5	1	\$3,000.00	0	\$0.00	0	\$0.00	0	\$0.00		
August	5	\$3,850,000.00	18	2	\$15,000.00	1	\$85,000.00	3	\$120,000.00	0	\$0.00		
September	0	\$0.00	0	1	\$14,522.00	0	\$0.00	2	\$72,000.00	0	\$0.00		
October	0	\$0.00	0	0	\$0.00	0	\$0.00	0	\$0.00	0	\$0.00		
November	0	\$0.00	0	0	\$0.00	0	\$0.00	0	\$0.00	0	\$0.00		
December	0	\$0.00	0	0	\$0.00	0	\$0.00	0	\$0.00	0	\$0.00		
<b>Total</b>	<b>8</b>	<b>\$5,030,000.00</b>	<b>24</b>	<b>14</b>	<b>\$272,641.00</b>	<b>2</b>	<b>\$105,000.00</b>	<b>6</b>	<b>\$1,192,000.00</b>	<b>1</b>	<b>\$381,000.00</b>	<b>0</b>	<b>\$0.00</b>

Total Permits		
Permits	Value \$	Dwellings
2	\$391,000.00	0
1	\$15,000.00	0
0	\$0.00	0
3	\$30,300.00	0
3	\$164,200.00	0
5	\$1,420,619.00	1
3	\$803,000.00	5
11	\$4,070,000.00	18
3	\$86,522.00	0
0	\$0.00	0
0	\$0.00	0
0	\$0.00	0
<b>31</b>	<b>\$6,980,641.00</b>	<b>24</b>

% of Total Permits      22.30%      12.08%      27.27%



14

Permits issued  
In September



\$2,679,522

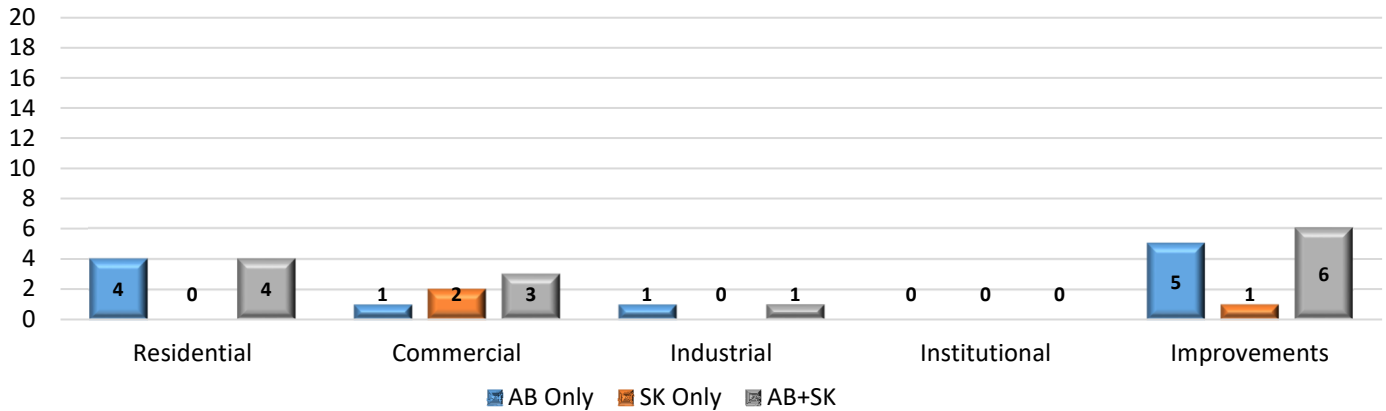
September  
Construction Value



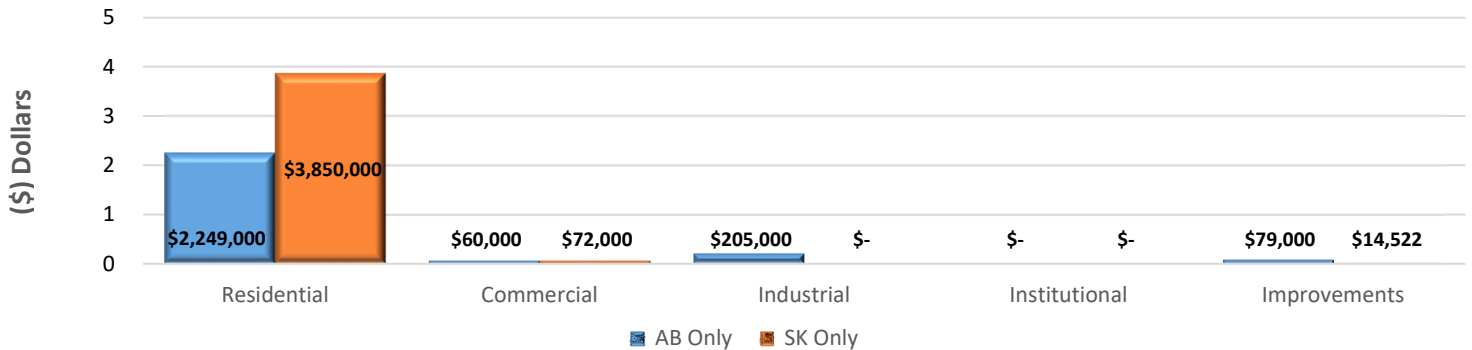
4

New Dwelling  
Units in  
September

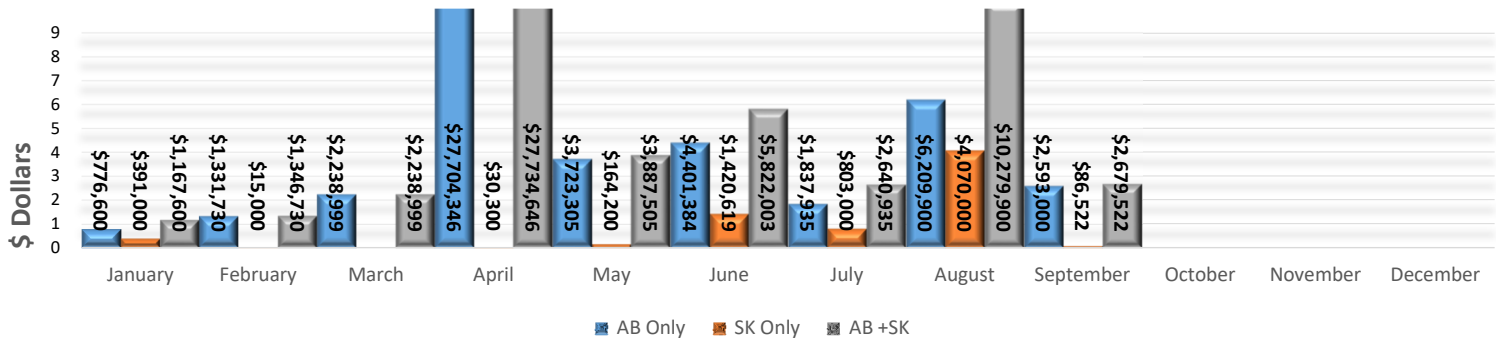
### September 2022 - Permits Issued



### September 2022- Construction Values



### 2022 Construction Values Total



Year	2018	2019	2020	2021	2022
# of Permits	194	151	151	189	139
Consturction Value	\$25,090,406	\$25,153,350	\$22,079,877	\$71,663,690	\$57,797,840
# of New Dwelling Units	38	40	28	32	88

## August 2022 - Permits Issued

Permit Number	Project Information	Type of Work	Construction Value Total	Construction Location	Lot/Block/Plan
<b>AB</b>					
LYDB011922MU	Residential	Deck	\$60,000.00	6301 17 Street	59 14 142 4772
LYDB013222MU	Residential	Basement Development	\$12,000.00	6010 17 Street	28 12 152 0465
LYDB013522MU	Residential	Accessory Building	\$2,000.00	5202 48 Street	1,2 13 3460Q
LYDB013622MU	Residential	Hot Tub/Swimming Pool	\$1,000.00	5617 26 Street	24 44 812 0974
LYDB013722MU	Residential	Deck	\$4,000.00	4623 13 Street	5 10 102176681
<b>AB</b>	<b>5</b>		<b>\$79,000.00</b>		
LYDB013322MU	Residential	New Construction	\$510,000.00	5917 13 Street	49 11 222 1235
LYDB013922MU	Residential	New Construction	\$879,000.00	5913 13 Street	47 11 222 1235
LYDB014022MU	Residential	New Construction	\$260,000.00	2009 61 Avenue	19 5 142 3221
LYDB014222MU	Residential	New Construction	\$600,000.00	6118 13 St Close	37 16 212 1886
<b>AB</b>	<b>4</b>	<b>Total</b>	<b>\$2,249,000.00</b>		
LYDB012522MU	Commercial	Renovation	\$60,000.00	#8- - 1812 50 Ave	8 Condo Pl 052 4236
<b>AB</b>	<b>1</b>	<b>Total</b>	<b>\$60,000.00</b>		
LYDB014322MU	Industrial	Accessory Building	\$205,000.00	5800 59 Avenue	4 2 2021316
<b>AB</b>	<b>1</b>	<b>TOTAL</b>	<b>\$205,000.00</b>		
	<b>11</b>	<b>AB TOTAL</b>	<b>\$2,593,000.00</b>		
<b>SK</b>					
LYDB013122MU	Residential	Deck	\$14,522.00	1314 47 Ave Close	7 13 102176681
<b>SK</b>	<b>1</b>	<b>TOTAL</b>	<b>\$14,522.00</b>		
LYDB014122MU	Commercial	Renovation	\$57,000.00	1781 50 Avenue	A 102069075
LYDB013822MU	Commercial	Renovation	\$15,000.00	5015 48A Avenue	25-27 2 B1127
<b>SK</b>	<b>2</b>	<b>TOTAL</b>	<b>\$72,000.00</b>		
	<b>3</b>	<b>SK TOTAL</b>	<b>\$86,522.00</b>		
<b>14 PERMITS ISSUED</b>		<b>SK TOTAL</b>	<b>\$86,522.00</b>	<b>3 SK PERMITS</b>	<b>0 New SK Dwelling Units</b>
		<b>AB TOTAL</b>	<b>\$2,593,000.00</b>	<b>11 AB PERMITS</b>	<b>5 New AB Dwelling Units</b>
		<b>AB + SK TOTAL</b>	<b>\$2,679,522.00</b>		