

# City of Lloydminster 2020 Building Statistics

## Year To Date

Month	Commercial				Industrial				Institutional				Residential												Permit Total																
	New	Prt.	Improvement	Prt.	New	Prt.	Improvement	Prt.	New	Prt.	Improvement	Prt.	Prt.	New Single Det.	#	Prt.	Semi-Detached	#	Prt.	Mobile Home	#	Prt.	New Apartment	#	Prt.	New Rowhouse	#	Prt.	New Townhouse	#	Prt.	Improvement	Prt.	Garage	# of Dwellings	Prts	Value (\$)				
January	\$0.00	0	\$90,000.00	1	\$0.00	0	\$0.00	0	\$0.00	0	\$0.00	0	0	\$0.00	0	0	\$0.00	0	0	\$0.00	0	0	\$0.00	0	0	\$0.00	0	0	\$0.00	0	0	\$0.00	0	0	\$81,561.00	8	0	0	0	\$171,861.00	
February	\$350,000.00	1	\$450,000.00	1	\$0.00	0	\$0.00	0	\$0.00	0	\$0.00	0	3	\$724,000.00	3	0	\$0.00	0	0	\$0.00	0	0	\$0.00	0	0	\$0.00	0	0	\$0.00	0	0	\$0.00	0	0	\$12,500.00	0	0	3	7	\$1,536,500.00	
March	\$0.00	0	\$0.00	0	\$0.00	0	\$0.00	0	\$0.00	0	\$0.00	0	0	\$0.00	0	0	\$0.00	0	0	\$0.00	0	0	\$0.00	0	0	\$0.00	0	0	\$0.00	0	0	\$0.00	0	0	\$0.00	0	0	\$0.00	0	\$47,600.00	
April	\$0.00	0	\$190,000.00	3	\$0.00	0	\$0.00	0	\$0.00	0	\$0.00	0	1	\$375,000.00	1	0	\$0.00	0	0	\$0.00	0	0	\$0.00	0	0	\$0.00	0	0	\$0.00	0	0	\$0.00	0	0	\$0.00	0	0	\$0.00	0	\$576,000.00	
May	\$85,000.00	1	\$345,450.00	1	\$0.00	0	\$0.00	0	\$0.00	0	\$0.00	0	1	\$270,000.00	1	0	\$0.00	0	0	\$0.00	0	0	\$0.00	0	0	\$0.00	0	0	\$0.00	0	0	\$0.00	0	0	\$51,800.00	1	12	\$760,250.00			
June	\$0.00	0	\$23,800.00	2	\$0.00	0	\$0.00	0	\$0.00	0	\$23,000.00	2	0	\$0.00	0	0	\$0.00	0	0	\$0.00	0	0	\$0.00	0	0	\$0.00	0	0	\$0.00	0	0	\$0.00	0	0	\$51,700.00	2	0	15	\$121,500.00		
July	\$0.00	0	\$0.00	0	\$0.00	0	\$0.00	0	\$0.00	0	\$0.00	0	0	\$0.00	0	0	\$0.00	0	0	\$0.00	0	0	\$0.00	0	0	\$0.00	0	0	\$0.00	0	0	\$0.00	0	0	\$0.00	0	\$0.00				
August	\$0.00	0	\$0.00	0	\$0.00	0	\$0.00	0	\$0.00	0	\$0.00	0	0	\$0.00	0	0	\$0.00	0	0	\$0.00	0	0	\$0.00	0	0	\$0.00	0	0	\$0.00	0	0	\$0.00	0	0	\$0.00	0	\$0.00				
September	\$0.00	0	\$0.00	0	\$0.00	0	\$0.00	0	\$0.00	0	\$0.00	0	0	\$0.00	0	0	\$0.00	0	0	\$0.00	0	0	\$0.00	0	0	\$0.00	0	0	\$0.00	0	0	\$0.00	0	0	\$0.00	0	\$0.00				
October	\$0.00	0	\$0.00	0	\$0.00	0	\$0.00	0	\$0.00	0	\$0.00	0	0	\$0.00	0	0	\$0.00	0	0	\$0.00	0	0	\$0.00	0	0	\$0.00	0	0	\$0.00	0	0	\$0.00	0	0	\$0.00	0	\$0.00				
November	\$0.00	0	\$0.00	0	\$0.00	0	\$0.00	0	\$0.00	0	\$0.00	0	0	\$0.00	0	0	\$0.00	0	0	\$0.00	0	0	\$0.00	0	0	\$0.00	0	0	\$0.00	0	0	\$0.00	0	0	\$0.00	0	\$0.00				
December	\$0.00	0	\$0.00	0	\$0.00	0	\$0.00	0	\$0.00	0	\$0.00	0	0	\$0.00	0	0	\$0.00	0	0	\$0.00	0	0	\$0.00	0	0	\$0.00	0	0	\$0.00	0	0	\$0.00	0	0	\$0.00	0	\$0.00				
Totals	\$435,000.00	2	\$1,099,250.00	8	\$0.00	0	\$0.00	0	\$0.00	0	\$23,000.00	2	5	\$1,369,000.00	5	0	\$0.00	0	0	\$0.00	0	0	\$0.00	0	0	\$0.00	0	0	\$0.00	0	0	\$0.00	0	0	\$256,261.00	3	33	\$31,000.00	5	52	\$3,213,511.00

## Year To Year Totals

Year	Commercial				Industrial				Institutional				Residential												Permit Total																
	New	Prt.	Improvement	Prt.	New	Prt.	Improvement	Prt.	New	Prt.	Improvement	Prt.	Prt.	New Single Det.	#	Prt.	Semi-Detached	#	Prt.	Mobile Home	#	Prt.	New Apartment	#	Prt.	New Rowhouse	#	Prt.	New Townhouse	#	Prt.	Improvement	Prt.	Garage	# of Dwellings	Prts	Value (\$)				
2020	\$435,000.00	2	\$1,099,250.00	8	\$0.00	0	\$0.00	0	\$0.00	0	\$23,000.00	2	5	\$1,369,000.00	5	0	\$0.00	0	0	\$0.00	0	0	\$0.00	0	0	\$0.00	0	0	\$0.00	0	0	\$0.00	0	0	\$256,261.00	3	33	\$31,000.00	5	52	\$3,213,511.00
2019	\$5,875,273.50	4	\$5,461,401.29	31	\$1,900,000.00	2	\$88,000.00	3	\$0.00	0	\$1,992,500.00	6	18	\$5,688,500.00	18	0	\$0.00	0	0	\$0.00	0	0	\$0.00	0	5	\$3,023,276.00	16	0	\$0.00	0	0	\$0.00	0	0	\$1,049,400.00	2	0	80	143	\$25,153,350.79	
2018	\$2,523,795.00	5	\$6,099,045.00	42	\$0.00	0	\$987,000.00	3	\$0.00	0	\$1,825,966.00	8	38	\$12,841,000.00	38	0	\$0.00	0	0	\$0.00	0	0	\$0.00	0	0	\$0.00	0	0	\$0.00	0	0	\$0.00	0	0	\$0.00	0	0	\$97,000.00	0	0	\$25,090,406.00
2017	\$10,848,000.00	5	\$6,812,660.00	46	\$1,650,000.00	2	\$476,098.15	5	\$674,000.00	1	\$760,000.00	2	51	\$16,321,900.00	51	0	\$0.00	0	0	\$0.00	0	0	\$0.00	0	0	\$1,545,000.00	8	1	\$485,000.00	4	0	\$0.00	0	0	\$1,020,460.00	63	212	\$40,732,818.15			
2016	\$4,858,293.00	7	\$5,687,433.00	35	\$2,400,000.00	5	\$384,000.00	5	\$0.00	0	\$4,580,000.00	3	51	\$16,125,057.00	51	0	\$0.00	0	1	\$85,000.00	1	0	\$0.00	0	1	\$860,000.00	6	0	\$0.00	0	0	\$0.00	0	0	\$1,629,521.00	8	141	\$36,784,756.00			
2015	\$36,380,121.00	27	\$12,764,942.00	50	\$9,579,783.00	7	\$450,030.00	3	\$0.00	0	\$14,492,183.00	6	107	\$36,733,668.00	107	0	\$0.00	0	0	\$0.00	0	0	\$0.00	0	1	\$1,000,000.00	8	2	\$1,200,000.00	8	172	\$6,414,697.61	12	0	256,000.00	124	375	\$119,270,424.61			
2014	\$36,105,414.00	17	\$8,760,278.00	37	\$19,218,290.00	11	\$1,217,000.00	3	\$90,000.00	1	\$3,294,000.00	4	254	\$68,331,474.00	245	0	\$0.00	0	3	\$372,000.00	3	6	\$25,358,000.00	300	2	\$1,400,000.00	16	9	\$4,137,218.00	36	217	\$4,247,205.44	44	0	204,000.00	600	599	\$172,734,879.50			
2013	\$56,345,014.42	15	\$16,718,307.00	52	\$21,371,379.00	17	\$2,985,404.00	10	\$9,000,000.00	1	\$657,651.00	7	241	\$64,885,874.00	245	0	\$0.00	0	3	\$404,000.00	3	0	\$0.00	0	28	\$13,756,506.00	132	1	\$600,367.00	4	199	\$1,440,943.87	11	0	\$243,716.00	384	585	\$188,409,162.29			
2012	\$10,380,900.00	11	\$6,739,590.00	44	\$13,130,000.00	15	\$7,473,610.00	14	\$45,981,995.00	7	\$1,331,847.00	7	253	\$65,842,990.00	253	0	\$0.00	0	8	\$800,800.00	8	5	\$21,400,000.00	206	24	\$13,504,107.00	115	1	\$524,077.00	4	182	\$1,377,717.00	12	0	\$285,301.00	586	583	\$188,772,134.00			
2011	\$11,167,059.00	17	\$7,150,574.00	42	\$25,931,706.00	27	\$571,500.00	10	\$57,541,220.00	10	\$1,210,229.00	6	234	\$59,614,276.00	234	0	\$0.00	0	8	\$1,004,151.00	8	1	\$4,095,000.00	63	6	\$6,822,325.00	50	3	\$3,643,000.00	18	198	\$1,314,344.00	22	0	\$310,188.00	373	578	\$180,325,572.00			
2010	\$25,663,773.00	10	\$6,615,408.00	56	\$19,983,378.00	9	\$1,066,065.00	6	\$118,000.00	3	\$6,230,023.00	12	180	\$44,756,679.00	180	1	\$435,000.00	2	5	\$641,630.00	5	0	\$0.00	0	1	\$965,000.00	5	2	\$2,694,775.00	27	238	\$2,016,103.00	22	0	\$286,381.00	219	546	\$112,464,215.00			
2009	\$8,953,000.00	6	\$12,225,290.00	31	\$975,000.00	1	\$1,163,500.00	6	\$1,363,000.00	2	\$110,800.00	4	81	\$18,016,975.00	81	0	\$0.00	0	6	\$660,000.00	6	1	\$3,600,000.00	24	0	\$0.00	0	1	\$471,590.00	3	230	\$1,832,793.00	24	0	\$366,355.00	114	393	\$47,738,303.00			
2008	\$8,229,810.00	15	\$8,097,150.00	45	\$5,188,909.00	6	\$329,820.00	2	\$0.00	0	\$3,857,184.00	9	142	\$33,657,028.73	142	0	\$0.00	0	1	\$131,000.00	1	5	\$24,822,011.00	181	3	\$1,901,920.00	14	2	\$7,355,260.42	267	0	\$2,408,840.00	380	502	\$96,055,552.73						
2007	\$21,023,000.00	13	\$13,405,450.00	45	\$5,330,000.00	9	\$4,698,100.00	10	\$0.00	0	\$2,840,421.00	7	254	\$53,675,345.27	254	1	\$496,440.00	2	0	\$0.00	0	3	\$8,700,000.00	65	3	\$5,787,318.27	65	0	\$0.00	0	283	\$2,202,077.86	41	0	\$469,109.03	386	669	\$118,627,261.43			
2006	\$5,541,130.00	10	\$7,284,085.24	35	\$9,916,754.50	14	\$739,000.00	6	\$6,691,758.63	3	\$8,900,517.00	5	260	\$51,505,457.27	260	4	\$1,052,773.00	6	0	\$0.00	0	8	\$10,642,100.00	139	1	\$1,848,000.00	14	2	\$7,537,500.00	75	185	\$4,227,143.23	29	0	\$407,850.00	494	562	\$116,194,068.84			
2005	\$12,221,000.00	5	\$4,754,800.00	32	\$15,569,701.00	19	\$2,110,245.00	12	\$26,847,000.00	2	\$1,485,500.00	4	262	\$40,347,884.00	262	1	\$2,888,000.00	22	0	\$0.00	0	5	\$10,967,000.00	158	3	\$4,480,000.00	62	0	\$0.00	0	129	\$1,210,745.00	31	0	\$252,902.00	504	505	\$122,534,777.00			
2004	\$10,203,005.00	19																																							

## 2020 ALBERTA VS. SASKATCHEWAN PERMIT TOTALS

### Alberta

	Residential			Prt	Commercial \$	Prt	Industrial \$	Prt	Institutional \$				
	Prt	New Dwelling \$	#							Improvement \$	Garage \$		
January	0	\$0.00	0	6	\$72,000.00	0	\$0.00	1	\$90,000.00	0	\$0.00	0	\$0.00
February	2	\$524,000.00	2	2	\$12,500.00	0	\$0.00	0	\$0.00	0	\$0.00	0	\$0.00
March	0	\$0.00	0	3	\$47,600.00	0	\$0.00	0	\$0.00	0	\$0.00	0	\$0.00
April	1	\$375,000.00	1	2	\$11,000.00	0	\$0.00	3	\$190,000.00	0	\$0.00	0	\$0.00
May	1	\$270,000.00	1	8	\$51,800.00	1	\$8,000.00	0	\$0.00	0	\$0.00	0	\$0.00
June	0	\$0.00	0	6	\$47,000.00	0	\$0.00	2	\$23,800.00	0	\$0.00	2	\$23,000.00
July	0	\$0.00	0	0	\$0.00	0	\$0.00	0	\$0.00	0	\$0.00	0	\$0.00
August	0	\$0.00	0	0	\$0.00	0	\$0.00	0	\$0.00	0	\$0.00	0	\$0.00
September	0	\$0.00	0	0	\$0.00	0	\$0.00	0	\$0.00	0	\$0.00	0	\$0.00
October	0	\$0.00	0	0	\$0.00	0	\$0.00	0	\$0.00	0	\$0.00	0	\$0.00
November	0	\$0.00	0	0	\$0.00	0	\$0.00	0	\$0.00	0	\$0.00	0	\$0.00
December	0	\$0.00	0	0	\$0.00	0	\$0.00	0	\$0.00	0	\$0.00	0	\$0.00
<b>Total</b>	<b>4</b>	<b>\$1,169,000.00</b>	<b>4</b>	<b>27</b>	<b>\$241,900.00</b>	<b>1</b>	<b>\$8,000.00</b>	<b>6</b>	<b>\$303,800.00</b>	<b>0</b>	<b>\$0.00</b>	<b>2</b>	<b>\$23,000.00</b>

Total Permits		
Permits	Value \$	Dwellings
7	\$162,000.00	0
4	\$536,500.00	2
3	\$47,600.00	0
6	\$576,000.00	1
10	\$329,800.00	1
10	\$93,800.00	0
0	\$0.00	0
0	\$0.00	0
0	\$0.00	0
0	\$0.00	0
0	\$0.00	0
0	\$0.00	0
0	\$0.00	0
0	\$0.00	0
<b>40</b>	<b>\$1,745,700.00</b>	<b>4</b>

% of Total Permits    76.92%    54.32%    80.00%

### Monthly Totals

	Prts	Value \$	Dwell #
January	9	\$171,661.00	0
February	7	\$1,536,500.00	3
March	3	\$47,600.00	0
April	6	\$576,000.00	1
May	12	\$760,250.00	1
June	15	\$121,500.00	0
July	0	\$0.00	0
August	0	\$0.00	0
September	0	\$0.00	0
October	0	\$0.00	0
November	0	\$0.00	0
December	0	\$0.00	0
<b>Year To Date</b>	<b>52</b>	<b>\$3,213,511.00</b>	<b>5</b>

### Saskatchewan

	Residential			Prt	Commercial \$	Prt	Industrial \$	Prt	Institutional \$				
	Prt	New Dwelling \$	#							Improvement \$	Garage \$		
January	0	\$0.00	0	2	\$9,661.00	0	\$0.00	0	\$0.00	0	\$0.00	0	\$0.00
February	1	\$200,000.00	1	0	\$0.00	0	\$0.00	2	\$800,000.00	0	\$0.00	0	\$0.00
March	0	\$0.00	0	0	\$0.00	0	\$0.00	0	\$0.00	0	\$0.00	0	\$0.00
April	0	\$0.00	0	0	\$0.00	0	\$0.00	0	\$0.00	0	\$0.00	0	\$0.00
May	0	\$0.00	0	0	\$0.00	0	\$0.00	2	\$430,450.00	0	\$0.00	0	\$0.00
June	0	\$0.00	0	3	\$4,700.00	2	\$23,000.00	0	\$0.00	0	\$0.00	0	\$0.00
July	0	\$0.00	0	0	\$0.00	0	\$0.00	0	\$0.00	0	\$0.00	0	\$0.00
August	0	\$0.00	0	0	\$0.00	0	\$0.00	0	\$0.00	0	\$0.00	0	\$0.00
September	0	\$0.00	0	0	\$0.00	0	\$0.00	0	\$0.00	0	\$0.00	0	\$0.00
October	0	\$0.00	0	0	\$0.00	0	\$0.00	0	\$0.00	0	\$0.00	0	\$0.00
November	0	\$0.00	0	0	\$0.00	0	\$0.00	0	\$0.00	0	\$0.00	0	\$0.00
December	0	\$0.00	0	0	\$0.00	0	\$0.00	0	\$0.00	0	\$0.00	0	\$0.00
<b>Total</b>	<b>1</b>	<b>\$200,000.00</b>	<b>1</b>	<b>5</b>	<b>\$14,361.00</b>	<b>2</b>	<b>\$23,000.00</b>	<b>4</b>	<b>\$1,230,450.00</b>	<b>0</b>	<b>\$0.00</b>	<b>0</b>	<b>\$0.00</b>

Total Permits		
Permits	Value \$	Dwellings
2	\$9,661.00	0
3	\$1,000,000.00	1
0	\$0.00	0
0	\$0.00	0
2	\$430,450.00	0
5	\$27,700.00	0
0	\$0.00	0
0	\$0.00	0
0	\$0.00	0
0	\$0.00	0
0	\$0.00	0
0	\$0.00	0
0	\$0.00	0
<b>12</b>	<b>\$1,467,811.00</b>	<b>1</b>

% of Total Permits    23.08%    45.68%    20.00%



**15**

Permits issued  
In June



**\$121,500**

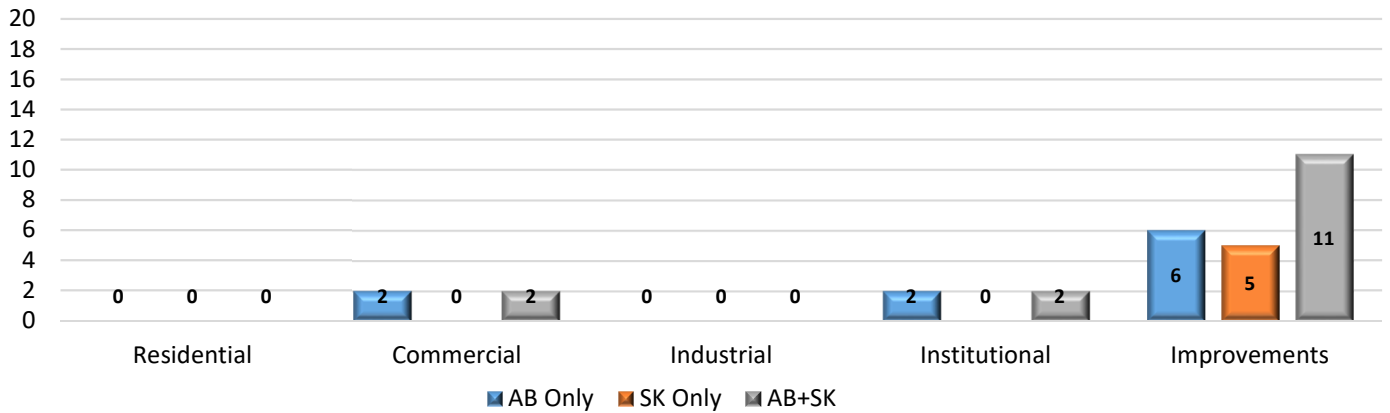
June  
Permit Value



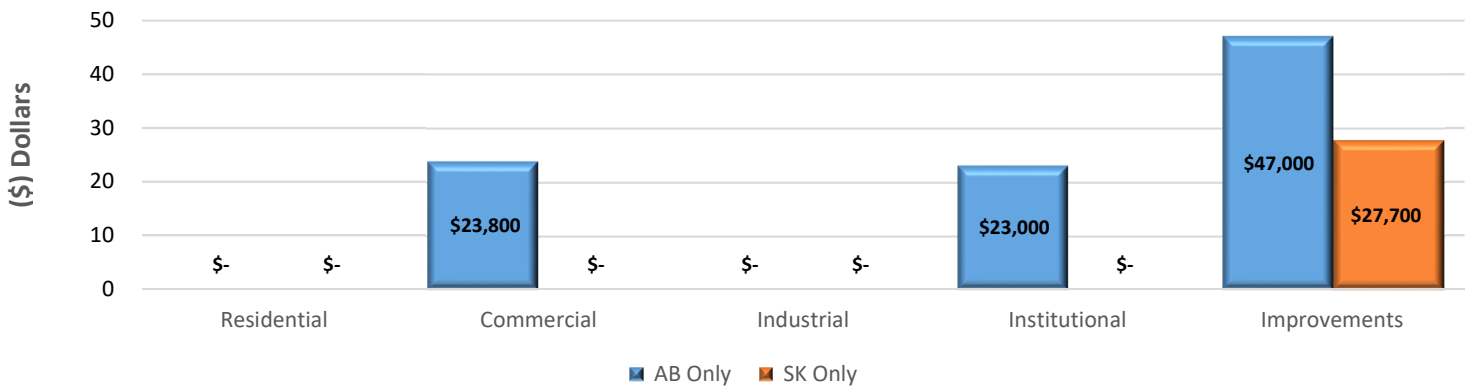
**0**

New Dwellings  
in June

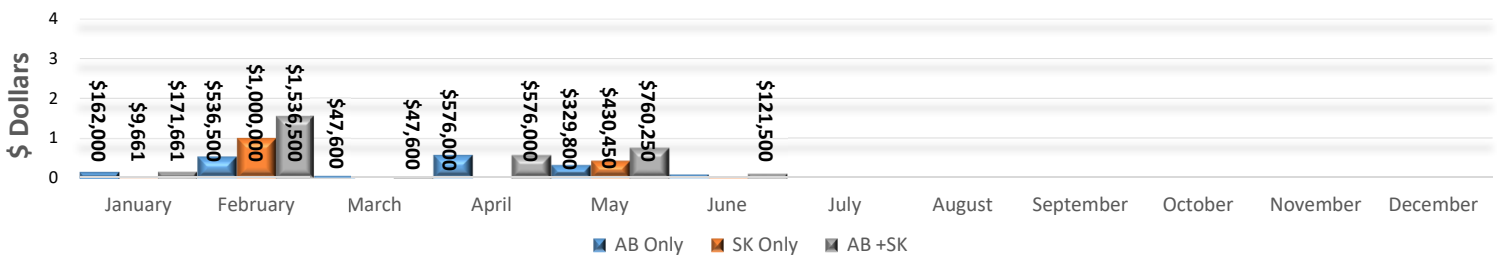
### June 2020 - Permits Issued



### June 2020 - Permit Values



### 2020 Permit Values Total



Year	2016	2017	2018	2019	2020
# of Permits	257	212	194	151	52
Permit Value	\$36,784,756	\$40,732,618	\$25,090,406	\$25,153,350	\$3,213,511
# of New Dwellings	58	63	38	40	5

## June 2020 - Permits Issued

Permit Number	Project Information	Type of Work	Construction Value Total	Construction Location	Lot/Block/Plan
<b>AB</b>					
LYD B 0362 20 LD	Residential	Covered Deck	\$25,000.00	5511 16 Street	11 60 112 3869
LYD B 0043 20 LD	Residential	Deck	\$10,000.00	5211 21 Street	60 55 052 6101
LYD B 0042 20 LD	Residential	Deck	\$800.00	6817 41 Street	34 14 062 1133
LYD B 0056 20 LD	Residential	Renovation	\$10,000.00	2903 52 Avenue	38 29 762 1915
LYD B 0040 20 LD	Residential	Renovation	\$1,000.00	3002 51B Avenue	27 29 762 1915
LYD B 0047 20 LD	Residential	Renovation	\$200.00	5409 31 Street	4 26 752 0804
	<b>6</b>	<b>AB TOTAL</b>	<b>\$47,000.00</b>		
LYD B 0048 20 LD	Institutional	Addition	\$3,000.00	3103 52 Avenue	30 782 0260
LYD B 0052 20 LD	Institutional	Renovation	\$20,000.00	5501 51 Street	19-20 47 853 HW
	<b>2</b>		<b>\$23,000.00</b>		
LYD B 0127 19 LD	Commercial	Renovation	\$10,000.00	3&4, 6207 44 Street	H 1 4348 HW
LYD B 0041 20 LD	Commercial	Renovation	\$13,800.00	5129 39 Street	5 1 852 2416
	<b>2</b>	<b>AB TOTAL</b>	<b>\$23,800.00</b>		
	<b>10</b>	<b>AB TOTAL</b>	<b>\$93,800.00</b>		
<b>SK</b>					
LYD B 0044 20 LD	Residential	Deck	\$1,500.00	3322 42 Avenue	43 3 102113659
LYD B 0045 20 LD	Residential	Deck	\$1,200.00	1312 47B Avenue	42 5 102076871
LYD B 0053 20 LD	Residential	Deck	\$2,000.00	3806 46A Avenue Close	11 1 98B14798
LYD B 0055 20 LD	Residential	Garage	\$10,000.00	4528 46 Street	32-33 30 B1127
LYD B 0049 20 LD	Residential	Garage	\$13,000.00	3308 42 Avenue	36 3 102113659
	<b>5</b>	<b>SK TOTAL</b>	<b>\$27,700.00</b>		
	<b>5</b>	<b>SK TOTAL</b>	<b>\$27,700.00</b>		

<b>15 PERMITS ISSUED</b>	<b>SK TOTAL</b>	<b>\$27,700.00</b>	<b>5 SK PERMITS</b>
	<b>AB TOTAL</b>	<b>\$93,800.00</b>	<b>10 AB PERMITS</b>
	<b>AB + SK TOTAL</b>	<b>\$121,500.00</b>	