

City of Lloydminster 2019 Building Statistics

Year To Date

Month	Commercial				Industrial				Institutional				Residential												Permit Total													
	New	Prt.	Improvement	Prt.	New	Prt.	Improvement	Prt.	New	Prt.	Improvement	Prt.	Prt.	New Single Det.	#	Prt.	Semi-Detached	#	Prt.	Mobile Home	#	Prt.	New Apartment	#	Prt.	New Rowhouse	#	Prt.	New Townhouse	#	Prt.	Improvement	Prt.	Garage	# of Dwellings	Prts.	Value (\$)	
January	\$818,000.00	1	\$417,000.00	5	\$0.00	0	\$0.00	0	\$0.00	0	\$0.00	0	\$0.00	0	0	\$0.00	0	\$0.00	0	\$0.00	0	\$0.00	0	\$0.00	0	\$0.00	0	\$0.00	0	\$0.00	0	\$59,000.00	0	\$0.00	0	7	1	\$1,294,000.00
February	\$0.00	0	\$1,380,000.00	4	\$0.00	0	\$80,000.00	1	\$0.00	0	\$0.00	0	\$0.00	0	0	\$0.00	0	\$0.00	0	\$0.00	0	\$0.00	0	\$0.00	0	\$0.00	0	\$0.00	0	\$0.00	0	\$50,000.00	0	\$0.00	1	7	1	\$1,705,000.00
March	\$2,450,000.00	1	\$500,000.00	3	\$0.00	0	\$0.00	0	\$0.00	0	\$0.00	0	\$0.00	0	0	\$0.00	0	\$0.00	0	\$0.00	0	\$0.00	0	\$0.00	0	\$0.00	0	\$0.00	0	\$181,000.00	0	\$0.00	1	11	3	\$3,541,000.00		
April	\$0.00	0	\$712,654.00	4	\$0.00	0	\$8,000.00	1	\$0.00	0	\$7,500.00	1	2	\$640,000.00	2	0	\$0.00	0	\$0.00	0	\$0.00	0	\$0.00	0	\$0.00	0	\$0.00	0	\$0.00	0	\$261,800.00	1	\$25,000.00	2	22	1	\$1,654,954.00	
May	\$0.00	0	\$169,747.29	3	\$0.00	0	\$0.00	0	\$0.00	0	\$0.00	0	4	\$1,080,000.00	4	0	\$0.00	0	\$0.00	0	\$0.00	0	\$0.00	0	\$0.00	0	\$0.00	0	\$125,500.00	0	\$0.00	4	18	1	\$1,375,247.29			
June	\$1,507,273.50	1	\$850,000.00	2	\$0.00	0	\$0.00	0	\$0.00	0	\$40,000.00	1	1	\$460,000.00	1	0	\$0.00	0	\$0.00	0	\$0.00	0	\$0.00	0	\$0.00	0	\$0.00	0	\$42,500.00	1	\$50,000.00	1	16	2	\$2,949,773.50			
July	\$0.00	0	\$220,000.00	2	\$0.00	0	\$20,000.00	1	\$0.00	0	\$0.00	0	2	\$664,500.00	2	0	\$0.00	0	\$0.00	0	\$0.00	0	\$0.00	0	\$0.00	0	\$0.00	0	\$64,600.00	0	\$0.00	2	13	0	\$969,100.00			
August	\$0.00	0	\$125,000.00	1	\$0.00	0	\$0.00	0	\$0.00	0	\$0.00	0	4	\$1,450,000.00	4	0	\$0.00	0	\$0.00	0	\$0.00	0	\$0.00	0	\$0.00	0	\$0.00	0	\$134,000.00	0	\$0.00	4	16	0	\$1,709,000.00			
September	\$0.00	0	\$0.00	0	\$0.00	0	\$0.00	0	\$0.00	0	\$0.00	0	0	\$0.00	0	0	\$0.00	0	\$0.00	0	\$0.00	0	\$0.00	0	\$0.00	0	\$0.00	0	\$0.00	0	\$0.00	0	0	0	0	\$0.00		
October	\$0.00	0	\$0.00	0	\$0.00	0	\$0.00	0	\$0.00	0	\$0.00	0	0	\$0.00	0	0	\$0.00	0	\$0.00	0	\$0.00	0	\$0.00	0	\$0.00	0	\$0.00	0	\$0.00	0	\$0.00	0	0	0	0	0	\$0.00	
November	\$0.00	0	\$0.00	0	\$0.00	0	\$0.00	0	\$0.00	0	\$0.00	0	0	\$0.00	0	0	\$0.00	0	\$0.00	0	\$0.00	0	\$0.00	0	\$0.00	0	\$0.00	0	\$0.00	0	\$0.00	0	0	0	0	0	\$0.00	
December	\$0.00	0	\$0.00	0	\$0.00	0	\$0.00	0	\$0.00	0	\$0.00	0	0	\$0.00	0	0	\$0.00	0	\$0.00	0	\$0.00	0	\$0.00	0	\$0.00	0	\$0.00	0	\$0.00	0	\$0.00	0	0	0	0	0	\$0.00	
Totals	\$4,775,273.50	3	\$4,374,401.29	24	\$0.00	0	\$88,000.00	0	\$0.00	0	\$47,500.00	2	15	\$4,919,500.00	15	0	\$0.00	0	\$0.00	0	\$0.00	0	\$0.00	0	\$0.00	0	\$0.00	0	\$0.00	0	\$918,400.00	2	\$75,000.00	15	116	1	\$15,198,074.79	

Year To Year Totals

Year	Commercial				Industrial				Institutional				Residential												Permit Total														
	New	Prt.	Improvement	Prt.	New	Prt.	Improvement	Prt.	New	Prt.	Improvement	Prt.	Prt.	New Single Det.	#	Prt.	Semi-Detached	#	Prt.	Mobile Home	#	Prt.	New Apartment	#	Prt.	New Rowhouse	#	Prt.	New Townhouse	#	Prt.	Improvement	Prt.	Garage	# of Dwellings	Prts.	Value (\$)		
2019	\$4,775,273.50	3	\$4,374,401.29	24	\$0.00	0	\$88,000.00	0	\$0.00	0	\$47,500.00	2	15	\$4,919,500.00	15	0	\$0.00	0	\$0.00	0	\$0.00	0	\$0.00	0	\$0.00	0	\$0.00	0	\$0.00	0	\$918,400.00	2	\$75,000.00	15	116	1	\$15,198,074.79		
2018	\$2,523,795.00	5	\$6,099,045.00	42	\$0.00	0	\$887,000.00	3	\$0.00	0	\$1,825,866.00	8	38	\$12,041,000.00	38	0	\$0.00	0	\$0.00	0	\$0.00	0	\$0.00	0	\$0.00	0	\$0.00	0	\$0.00	0	\$1,616,700.00	4	\$97,000.00	38	194	2	\$25,090,406.00		
2017	\$10,848,000.00	5	\$6,812,660.00	46	\$1,650,000.00	2	\$476,098.15	5	\$674,000.00	1	\$760,000.00	2	51	\$16,321,900.00	51	0	\$0.00	0	\$0.00	0	\$0.00	0	\$0.00	0	\$0.00	0	\$1,545,000.00	8	\$465,000.00	4	\$9	\$1,020,460.00	6	\$121,500.00	63	212	4	\$40,732,618.15	
2016	\$4,858,293.00	7	\$5,687,433.00	35	\$2,400,000.00	5	\$384,000.00	5	\$0.00	0	\$4,580,000.00	3	51	\$16,125,057.00	51	0	\$0.00	0	\$0.00	0	\$85,000.00	1	0	\$0.00	0	\$0.00	0	\$860,000.00	6	\$0.00	0	\$141	\$1,629,521.00	12	\$175,452.00	58	257	\$36,784,756.00	
2015	\$36,380,121.00	27	\$12,764,942.00	50	\$9,579,783.00	7	\$450,030.00	3	\$0.00	0	\$14,492,183.00	6	107	\$36,733,668.00	107	0	\$0.00	0	\$0.00	0	\$0.00	0	\$0.00	0	\$0.00	0	\$1,200,000.00	9	\$2	\$1,200,000.00	8	\$172	\$6,414,697.61	12	\$255,000.00	124	375	\$119,270,424.61	
2014	\$36,105,414.00	17	\$8,760,278.00	37	\$19,218,290.50	11	\$1,217,000.00	3	\$90,000.00	1	\$3,294,000.00	4	254	\$68,331,474.00	245	0	\$0.00	0	\$3	\$372,000.00	3	6	\$25,358,000.00	300	2	\$1,400,000.00	16	9	\$4,137,218.00	36	\$217	\$4,247,205.00	44	\$204,000.00	600	599	\$172,734,879.50		
2013	\$56,345,014.42	15	\$16,718,307.00	52	\$21,371,379.00	17	\$2,985,404.00	10	\$9,000,000.00	1	\$657,651.00	7	241	\$64,885,874.00	245	0	\$0.00	0	\$3	\$404,000.00	3	0	\$0.00	0	\$0.00	0	\$0.00	0	\$0.00	0	\$600,367.00	4	\$199	\$1,440,943.87	11	\$243,716.00	384	585	\$188,409,162.29
2012	\$10,380,900.00	11	\$6,739,590.00	44	\$13,130,000.00	15	\$7,473,810.00	14	\$45,981,996.00	7	\$1,331,847.00	7	253	\$65,942,990.00	253	0	\$0.00	0	8	\$800,000.00	8	5	\$21,400,000.00	206	24	\$13,504,107.00	115	1	\$324,077.00	4	\$182	\$3,385,301.00	586	583	\$188,772,134.00				
2011	\$11,167,059.00	17	\$7,150,574.00	42	\$25,931,706.00	27	\$521,500.00	4	\$57,541,220.00	10	\$1,210,229.00	6	234	\$59,614,278.00	234	0	\$0.00	0	8	\$1,004,151.00	8	1	\$4,095,000.00	63	6	\$6,822,325.00	50	3	\$3,643,000.00	18	\$198	\$1,314,344.00	22	\$310,188.00	373	578	\$180,325,572.00		
2010	\$26,663,773.00	10	\$6,615,408.00	56	\$19,983,378.00	9	\$1,068,065.00	6	\$118,000.00	3	\$6,230,023.00	12	180	\$44,758,679.00	180	1	\$435,000.00	2	5	\$941,639.00	5	0	\$0.00	0	\$0.00	0	\$966,000.00	5	\$3	\$2,684,775.00	27	\$28	\$2,016,103.00	22	\$286,381.00	219	546	\$112,464,215.00	
2009	\$6,953,000.00	6	\$12,225,290.00	31	\$975,000.00	1	\$1,163,500.00	6	\$1,363,000.00	2	\$110,800.00	4	81	\$18,016,975.00	81	0	\$0.00	0	6	\$660,000.00	6	1	\$3,600,000.00	24	0	\$0.00	0	\$1	\$471,590.00	3	\$230	\$1,832,793.00	24	\$366,355.00	114	393	\$47,738,303.00		
2008	\$8,229,810.00	15	\$8,097,150.00	45	\$5,188,909.00	6	\$329,820.00	2	\$0.00	0	\$3,857,184.00	9	142	\$33,657,028.73	142	0	\$0.00	0	1	\$131,000.00	1	5	\$24,822,011.00	181	3	\$1,901,920.00	14	2	\$7,355,260.00	42	\$267	\$2,408,840.00	5	\$76,620.00	380	502	\$96,055,552.73		
2007	\$21,023,000.00	13	\$13,405,450.00	45	\$5,330,909.00	9	\$4,698,100.00	10	\$0.00	0	\$2,840,421.00	7	254	\$53,675,345.27	254	1	\$46,440.00	2	0	\$0.00	0	3	\$8,700,000.00	65	3	\$5,787,318.27	65	0	\$0.00	0	\$283	\$2,202,077.86	41	\$469,109.03	386	669	\$116,194,068.84		
2006	\$5,541,130.00	10	\$7,284,085.24	35	\$9,916,754.50	14	\$739,000.00	6	\$6,591,758.60	3	\$8,900,517.00	5	260	\$51,505,457.27	260	4	\$1,052,773.00	6	0	\$0.00	0	8	\$10,642,100.00	139	1	\$1,848,000.00	14	2	\$7,537,500.00	75	\$185	\$4,227,143.23	29	\$407,850.00	494	\$62	\$116,194,068.84		
2005	\$12,221,000.00	5	\$4,754,800.00	32	\$15,569,701.00	19	\$2,110,245.00	12	\$26,847,000.00	2	\$1,485,500.00	4	262	\$40,347,884.00	262	1	\$2,288,000.00	22	0	\$0.00	0	5	\$10,967,000.00	158	3	\$4,480,000.00	62	0	\$0.00	0	\$129	\$1,210,745.00	31	\$252,902.00	504	505	\$122,534,777.00		
2004	\$10,203,005.00	19	\$3,015,208.05	43	\$7,521,914.00	17	\$676,775.00	7	\$275,000.00	1	\$676,100.00	3	264	\$35,503,300.00	264	0	\$0.00	0	2	\$10,800,000.00	98	0	\$0.00	0	\$0.00	0	\$0.00	0	\$1	\$1,800,000.00	36								

2019 ALBERTA VS. SASKATCHEWAN PERMIT TOTALS

Alberta

	Residential			Prt	Commercial \$	Prt	Industrial \$	Prt	Institutional \$				
	Prt	New Dwelling \$	#							Improvement \$	Garage \$		
January	0	\$0.00	0	5	\$37,000.00	0	\$0.00	6	\$1,235,000.00	0	\$0.00	0	\$0.00
February	1	\$215,000.00	1	0	\$0.00	0	\$0.00	3	\$680,000.00	0	\$0.00	0	\$0.00
March	1	\$410,000.00	1	3	\$23,000.00	0	\$0.00	3	\$500,000.00	0	\$0.00	0	\$0.00
April	1	\$340,000.00	1	9	\$212,800.00	0	\$0.00	4	\$712,654.00	1	\$8,000.00	1	\$7,500.00
May	1	\$330,000.00	1	10	\$106,500.00	0	\$0.00	3	\$169,747.29	0	\$0.00	0	\$0.00
June	1	\$460,000.00	1	5	\$29,000.00	0	\$0.00	3	\$2,357,273.50	0	\$0.00	1	\$40,000.00
July	1	\$344,500.00	1	5	\$22,500.00	0	\$0.00	2	\$220,000.00	1	\$20,000.00	0	\$0.00
August	3	\$1,240,000.00	3	9	\$102,000.00	0	\$0.00	1	\$125,000.00	0	\$0.00	0	\$0.00
September	0	\$0.00	0	0	\$0.00	0	\$0.00	0	\$0.00	0	\$0.00	0	\$0.00
October	0	\$0.00	0	0	\$0.00	0	\$0.00	0	\$0.00	0	\$0.00	0	\$0.00
November	0	\$0.00	0	0	\$0.00	0	\$0.00	0	\$0.00	0	\$0.00	0	\$0.00
December	0	\$0.00	0	0	\$0.00	0	\$0.00	0	\$0.00	0	\$0.00	0	\$0.00
Total	9	\$3,339,500.00	9	46	\$532,800.00	0	\$0.00	25	\$5,999,674.79	2	\$28,000.00	2	\$47,500.00

Total Permits		
Permits	Value \$	Dwellings
11	\$1,272,000.00	0
4	\$895,000.00	1
7	\$933,000.00	1
16	\$1,280,954.00	1
14	\$606,247.29	1
10	\$2,886,273.50	1
9	\$607,000.00	1
13	\$1,467,000.00	3
0	\$0.00	0
0	\$0.00	0
0	\$0.00	0
0	\$0.00	0
84	\$9,947,474.79	9

% of Total Permits 72.41% 65.45% 60.00%

Monthly Totals

	Prts	Value \$	Dwell #
January	13	\$1,294,000.00	0
February	7	\$1,705,000.00	1
March	11	\$3,541,000.00	1
April	22	\$1,654,954.00	2
May	18	\$1,375,247.29	4
June	16	\$2,949,773.50	1
July	13	\$969,100.00	2
August	16	\$1,709,000.00	4
September	0	\$0.00	0
October	0	\$0.00	0
November	0	\$0.00	0
December	0	\$0.00	0
Year To Date	116	\$15,198,074.79	15

Saskatchewan

	Residential			Prt	Commercial \$	Prt	Industrial \$	Prt	Institutional \$				
	Prt	New Dwelling \$	#							Improvement \$	Garage \$		
January	0	\$0.00	0	2	\$22,000.00	0	\$0.00	0	\$0.00	0	\$0.00	0	\$0.00
February	0	\$0.00	0	1	\$50,000.00	0	\$0.00	1	\$700,000.00	1	\$60,000.00	0	\$0.00
March	0	\$0.00	0	3	\$158,000.00	0	\$0.00	1	\$2,450,000.00	0	\$0.00	0	\$0.00
April	1	\$300,000.00	1	4	\$49,000.00	1	\$25,000.00	0	\$0.00	0	\$0.00	0	\$0.00
May	3	\$750,000.00	3	1	\$19,000.00	0	\$0.00	0	\$0.00	0	\$0.00	0	\$0.00
June	0	\$0.00	0	5	\$13,500.00	1	\$50,000.00	0	\$0.00	0	\$0.00	0	\$0.00
July	1	\$320,000.00	1	3	\$42,100.00	0	\$0.00	0	\$0.00	0	\$0.00	0	\$0.00
August	1	\$210,000.00	1	2	\$32,000.00	0	\$0.00	0	\$0.00	0	\$0.00	0	\$0.00
September	0	\$0.00	0	0	\$0.00	0	\$0.00	0	\$0.00	0	\$0.00	0	\$0.00
October	0	\$0.00	0	0	\$0.00	0	\$0.00	0	\$0.00	0	\$0.00	0	\$0.00
November	0	\$0.00	0	0	\$0.00	0	\$0.00	0	\$0.00	0	\$0.00	0	\$0.00
December	0	\$0.00	0	0	\$0.00	0	\$0.00	0	\$0.00	0	\$0.00	0	\$0.00
Total	6	\$1,580,000.00	6	21	\$385,600.00	2	\$75,000.00	2	\$3,150,000.00	1	\$60,000.00	0	\$0.00

Total Permits		
Permits	Value \$	Dwellings
2	\$22,000.00	0
3	\$810,000.00	0
4	\$2,608,000.00	0
6	\$374,000.00	1
4	\$769,000.00	3
6	\$63,500.00	0
4	\$362,100.00	1
3	\$242,000.00	1
0	\$0.00	0
0	\$0.00	0
0	\$0.00	0
0	\$0.00	0
32	\$5,250,600.00	6

% of Total Permits 27.59% 34.55% 40.00%



16

Permits issued
In August



\$1,709,000

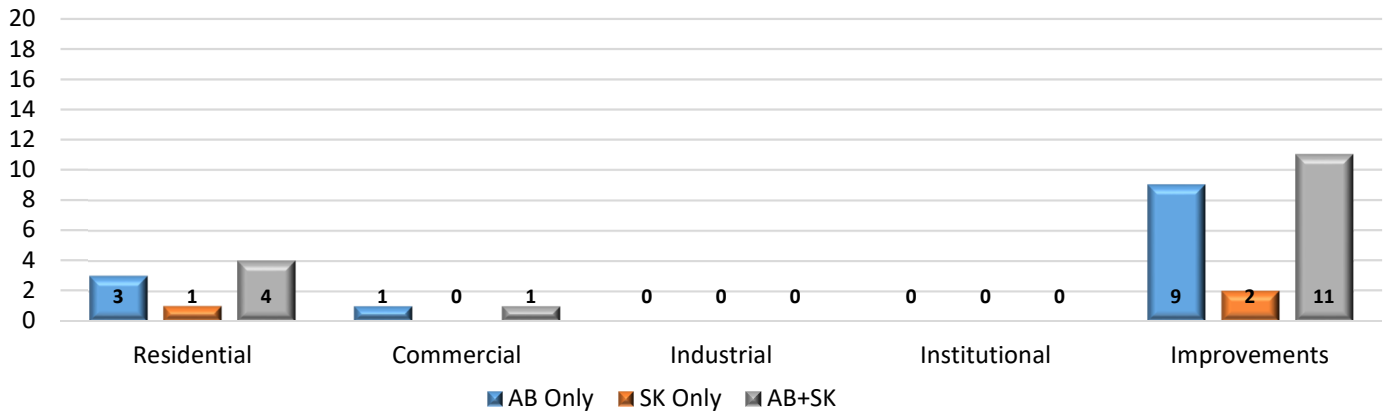
August
Permit Value



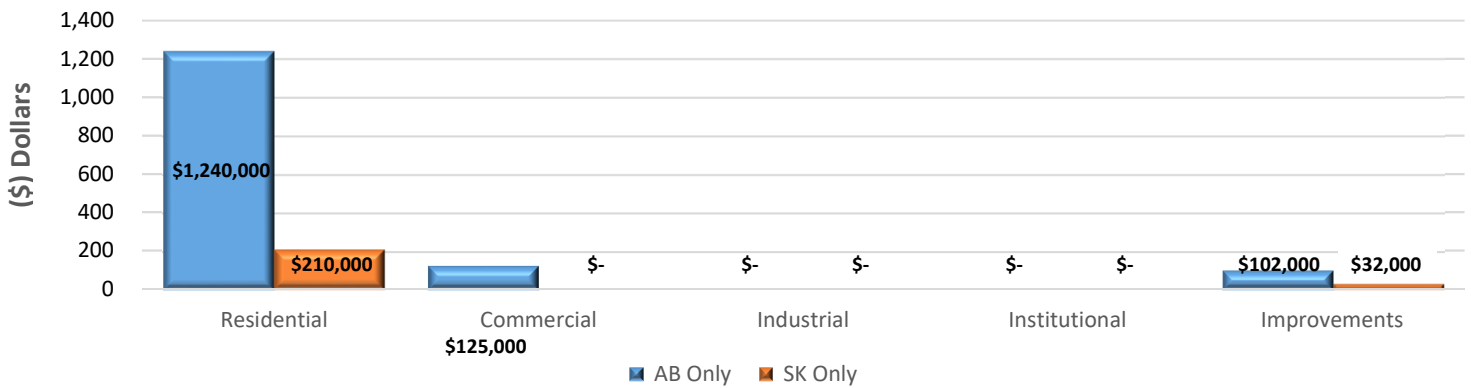
4

New Dwellings
in August


August 2019 - Permits Issued



August 2019 Permit Values



2019 Permit Values Total



Year	2015	2016	2017	2018	2019
# of Permits	375	257	212	194	116
Permit Value	\$119,270,424	\$36,784,756	\$40,732,618	\$25,090,406	\$9,570,201
# of New Dwellings	124	58	63	38	15

August 2019

Permit Number	Project Information	Type of Work	Construction Value Total	Construction Location	Lot/Block/Plan
AB					
LYDB010119LD	Residential	New Construction	\$540,000.00	6121 13 Street Close	24 16 182 3083
LYDB010819LD	Residential	New Construction	\$400,000.00	6107 17 Street Close	49 14 142 4772
LYDB010519LD	Residential	New Construction	\$300,000.00	7009 38 Street Close	29 22 152 2663
3		AB TOTAL		\$1,240,000.00	
LYDB005619LD	Residential	Deck	\$4,000.00	6022 18 Street	11 13 132 4415
LYDB010319LD	Residential	Deck	\$5,000.00	1306 55 Avenue	6 57A 152 3564
LYDB010619LD	Residential	Deck	\$2,000.00	3706 57 Avenue	3 80 812 1264
LYDB010719LD	Residential	Deck	\$8,000.00	2-5308 57 Street	B 63B 022 3718
LYDB011019LD	Residential	Deck	\$3,000.00	2201 51 Avenue	64 48 032 6124
LYDB011219LD	Residential	Deck	\$2,000.00	5220 24 Street	26 48 862 2011
LYDB011619LD	Residential	Deck	\$3,000.00	1905 56 Avenue	196 54 112 3869
LYDB010419LD	Residential	Basement Development	\$25,000.00	1306 55 Avenue	6 57A 152 3564
LYDB011119LD	Residential	Renovation	\$50,000.00	3701 58 Avenue	22 79 852 1888
9		AB TOTAL		\$102,000.00	
LYDB006319LD	Commercial	Leasehold Improvements	\$125,000.00	4003 51 Avenue	39 4 792 1212
1		AB TOTAL		\$125,000.00	
13		AB TOTAL		\$1,342,000.00	
SK					
LYDB010219LD	Residential	New Construction	\$210,000.00	3318 41 Avenue	64 7 102194276
1		SK TOTAL		\$210,000.00	
LYDB011519LD	Residential	Deck	\$2,000.00	4602 37 Street Close	27 1 98B14798
LYDB009619LD	Residential	Basement Development	\$30,000.00	3701 41 Avenue	27 3 102147410
2		SK TOTAL		\$32,000.00	
3		SK TOTAL		\$367,000.00	

16 PERMITS ISSUED	SK TOTAL	\$367,000.00	3 SK PERMITS
	AB TOTAL	\$1,342,000.00	13 AB PERMITS
	AB + SK TOTAL	\$1,709,000.00	