

2020 ALBERTA VS. SASKATCHEWAN PERMIT TOTALS

Alberta

	Residential			Prt	Commercial \$	Prt	Industrial \$	Prt	Institutional \$				
	Prt	New Dwelling \$	#							Improvement \$	Garage \$		
January	0	\$0.00	0	6	\$72,000.00	0	\$0.00	1	\$90,000.00	0	\$0.00	0	\$0.00
February	2	\$524,000.00	2	2	\$12,500.00	0	\$0.00	0	\$0.00	0	\$0.00	0	\$0.00
March	0	\$0.00	0	0	\$0.00	0	\$0.00	0	\$0.00	0	\$0.00	0	\$0.00
April	1	\$375,000.00	1	2	\$11,000.00	0	\$0.00	3	\$190,000.00	0	\$0.00	0	\$0.00
May	1	\$270,000.00	1	8	\$51,800.00	1	\$8,000.00	0	\$0.00	0	\$0.00	0	\$0.00
June	0	\$0.00	0	0	\$0.00	0	\$0.00	0	\$0.00	0	\$0.00	0	\$0.00
July	0	\$0.00	0	0	\$0.00	0	\$0.00	0	\$0.00	0	\$0.00	0	\$0.00
August	0	\$0.00	0	0	\$0.00	0	\$0.00	0	\$0.00	0	\$0.00	0	\$0.00
September	0	\$0.00	0	0	\$0.00	0	\$0.00	0	\$0.00	0	\$0.00	0	\$0.00
October	0	\$0.00	0	0	\$0.00	0	\$0.00	0	\$0.00	0	\$0.00	0	\$0.00
November	0	\$0.00	0	0	\$0.00	0	\$0.00	0	\$0.00	0	\$0.00	0	\$0.00
December	0	\$0.00	0	0	\$0.00	0	\$0.00	0	\$0.00	0	\$0.00	0	\$0.00
Total	4	\$1,169,000.00	4	18	\$147,300.00	1	\$8,000.00	4	\$280,000.00	0	\$0.00	0	\$0.00

Total Permits		
Permits	Value \$	Dwellings
7	\$162,000.00	0
4	\$536,500.00	2
0	\$0.00	0
6	\$576,000.00	1
10	\$329,800.00	1
0	\$0.00	0
0	\$0.00	0
0	\$0.00	0
0	\$0.00	0
0	\$0.00	0
0	\$0.00	0
0	\$0.00	0
0	\$0.00	0
0	\$0.00	0
0	\$0.00	0
27	\$1,604,300.00	4

% of Total Permits 79.41% 52.70% 80.00%

Monthly Totals

	Prts	Value \$	Dwell #
January	9	\$171,661.00	0
February	7	\$1,536,500.00	3
March	0	\$0.00	0
April	6	\$576,000.00	1
May	12	\$760,250.00	1
June	0	\$0.00	0
July	0	\$0.00	0
August	0	\$0.00	0
September	0	\$0.00	0
October	0	\$0.00	0
November	0	\$0.00	0
December	0	\$0.00	0
Year To Date	34	\$3,044,411.00	5

Saskatchewan

	Residential			Prt	Commercial \$	Prt	Industrial \$	Prt	Institutional \$				
	Prt	New Dwelling \$	#							Improvement \$	Garage \$		
January	0	\$0.00	0	2	\$9,661.00	0	\$0.00	0	\$0.00	0	\$0.00	0	\$0.00
February	1	\$200,000.00	1	0	\$0.00	0	\$0.00	2	\$800,000.00	0	\$0.00	0	\$0.00
March	0	\$0.00	0	0	\$0.00	0	\$0.00	0	\$0.00	0	\$0.00	0	\$0.00
April	0	\$0.00	0	0	\$0.00	0	\$0.00	0	\$0.00	0	\$0.00	0	\$0.00
May	0	\$0.00	0	0	\$0.00	0	\$0.00	2	\$430,450.00	0	\$0.00	0	\$0.00
June	0	\$0.00	0	0	\$0.00	0	\$0.00	0	\$0.00	0	\$0.00	0	\$0.00
July	0	\$0.00	0	0	\$0.00	0	\$0.00	0	\$0.00	0	\$0.00	0	\$0.00
August	0	\$0.00	0	0	\$0.00	0	\$0.00	0	\$0.00	0	\$0.00	0	\$0.00
September	0	\$0.00	0	0	\$0.00	0	\$0.00	0	\$0.00	0	\$0.00	0	\$0.00
October	0	\$0.00	0	0	\$0.00	0	\$0.00	0	\$0.00	0	\$0.00	0	\$0.00
November	0	\$0.00	0	0	\$0.00	0	\$0.00	0	\$0.00	0	\$0.00	0	\$0.00
December	0	\$0.00	0	0	\$0.00	0	\$0.00	0	\$0.00	0	\$0.00	0	\$0.00
Total	1	\$200,000.00	1	2	\$9,661.00	0	\$0.00	4	\$1,230,450.00	0	\$0.00	0	\$0.00

Total Permits		
Permits	Value \$	Dwellings
2	\$9,661.00	0
3	\$1,000,000.00	1
0	\$0.00	0
0	\$0.00	0
2	\$430,450.00	0
0	\$0.00	0
0	\$0.00	0
0	\$0.00	0
0	\$0.00	0
0	\$0.00	0
0	\$0.00	0
0	\$0.00	0
0	\$0.00	0
0	\$0.00	0
7	\$1,440,111.00	1

% of Total Permits 20.59% 47.30% 20.00%



12

Permits issued
In May



\$760,250

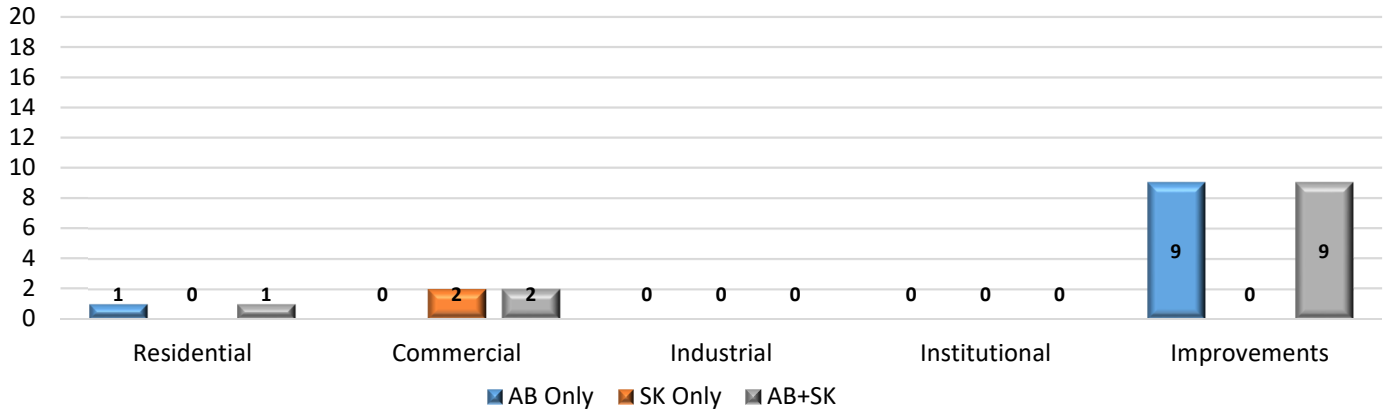
May
Permit Value



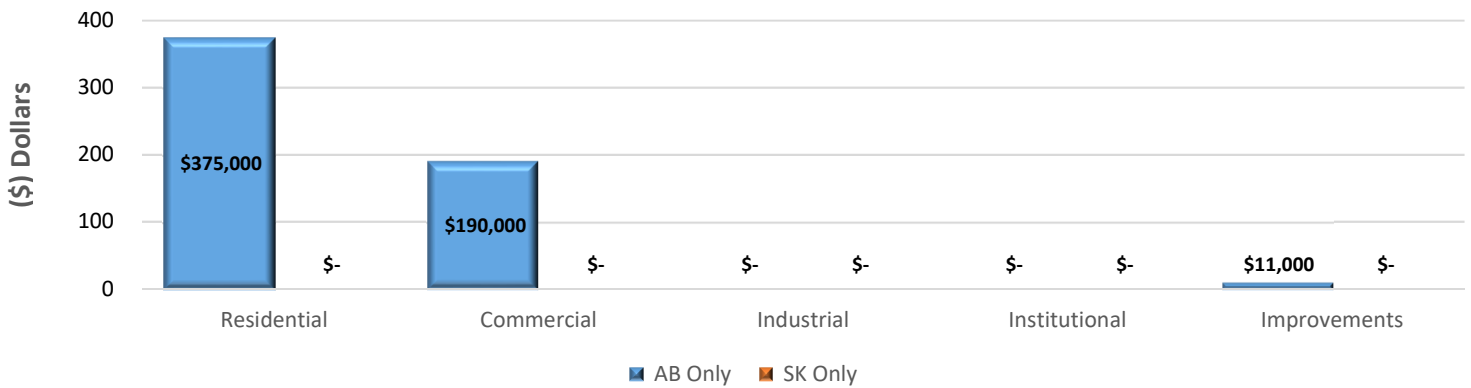
1

New Dwellings
in May

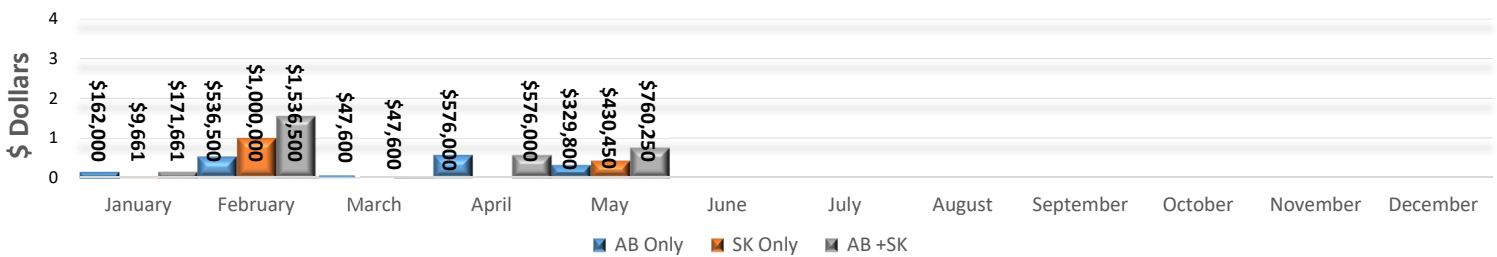
May 2020 - Permits Issued



May 2020 - Permit Values



2020 Permit Values Total



Year	2016	2017	2018	2019	2020
# of Permits	257	212	194	151	37
Permit Value	\$36,784,756	\$40,732,618	\$25,090,406	\$25,153,350	\$3,092,011
# of New Dwellings	58	63	38	40	5

MAY 2020 - Permits Issued

Permit Number	Project Information	Type of Work	Construction Value Total	Construction Location	Lot/Block/Plan
AB					
LYDB002720LD	Residential	Basement Development	\$10,000.00	22 Alberta Crescent	29 58 4105 NY
LYDB002920LD	Residential	Basement Development	\$20,000.00	3610 72 Avenue	4 25 132 4708
LYDB003120LD	Residential	Deck	\$2,000.00	3605 71 Avenue	16 23 132 4708
LYDB003220LD	Residential	Deck	\$300.00	2706 58 Avenue	29 39 902 2066
LYDB003320LD	Residential	Deck	\$5,000.00	3704 57A Avenue	2 79 852 1247
LYDB003820LD	Residential	Deck	\$8,000.00	6206 19 Street	65 6 142 4772
LYDB003920LD	Residential	Accessory Building	\$1,500.00	5317 46 Street	WT8-9 33B 4414 HW
LYDB002820LD	Residential	Accessory Building	\$5,000.00	1905 56 Avenue	196 54 112 3869
LYDB003520LD	Residential	Garage	\$8,000.00	1318 54 Avenue Close	71 57 082 9805
	9	AB TOTAL	\$59,800.00		
LYDB003020LD	Residential	New Construction	\$270,000.00	1808 63 Avenue	3 17 142 4772
	1	AB TOTAL	\$270,000.00		
	10	AB TOTAL	\$329,800.00		
SK					
LYDB003720LD	Commercial	Commercial Reno	\$345,450.00	6110 49 Avenue	2 2 102314540
LYDB002420LD	Commercial	Surveillance Suite	\$85,000.00	4515 44 Street	R1 78B08716
	1	SK TOTAL	\$430,450.00		
	2	SK TOTAL	\$430,450.00		

12 PERMITS ISSUED	SK TOTAL	\$430,450.00	2 SK PERMITS
	AB TOTAL	\$329,800.00	10 AB PERMITS
	AB + SK TOTAL	\$760,250.00	