

City of Lloydminster 2023 Building Statistics

Year To Date

Month	Commercial				Industrial				Institutional				Residential												Permit Total												
	New	Prt.	Improvement	Prt.	New	Prt.	Improvement	Prt.	New	Prt.	Improvement	Prt.	Prt.	New Single Det.	#	Prt.	Semi-Detached/ Duplex	#	Prt.	Mobile Home	#	Prt.	New Apartment	#	Prt.	New Rowhouse	#	Prt.	New Townhouse	#	Prt.	Improvement	Prt.	Garage	# of Dwellings	Prt.	Value (\$)
January	\$3,000.00	1	\$2,507,300.00	6	\$0.00	0	\$0.00	0	\$0.00	0	\$1,070,000.00	1	0	\$0.00	0	1	\$350,000.00	2	0	\$0.00	0	0	\$0.00	0	0	\$0.00	0	0	\$0.00	0	0	\$32,850.00	0	\$0.00	2	11	\$6,960,150.00
February	\$0.00	0	\$1,858,429.00	3	\$0.00	0	\$0.00	0	\$0.00	0	\$0.00	0	0	\$500,000.00	1	0	\$0.00	0	0	\$0.00	0	0	\$0.00	0	0	\$0.00	0	0	\$0.00	0	0	\$0.00	0	0	4	4	\$2,358,429.00
March	\$3,500.00	1	\$5,200.00	1	\$0.00	0	\$0.00	0	\$0.00	0	\$0.00	0	0	\$0.00	0	0	\$0.00	0	0	\$0.00	0	0	\$0.00	0	0	\$0.00	0	0	\$0.00	0	0	\$25,000.00	0	\$0.00	0	3	\$3,530,200.00
April	\$0.00	0	\$340,000.00	4	\$0.00	0	\$0.00	0	\$0.00	0	\$0.00	0	3	\$1,292,000.00	3	0	\$0.00	0	0	\$0.00	0	0	\$0.00	0	0	\$0.00	0	0	\$0.00	0	0	\$600.00	1	\$40,000.00	3	9	\$1,672,600.00
May	\$13,224,162.00	2	\$993,000.00	2	\$0.00	0	\$0.00	0	\$0.00	0	\$597,989.00	1	1	\$275,000.00	1	0	\$0.00	0	0	\$0.00	0	0	\$0.00	0	0	\$0.00	0	0	\$0.00	0	0	\$119,320.00	0	\$0.00	1	14	\$15,166,471.00
June	\$0.00	0	\$279,387.00	3	\$0.00	0	\$0.00	0	\$0.00	0	\$0.00	0	1	\$375,590.00	1	0	\$0.00	0	0	\$0.00	0	0	\$0.00	0	0	\$0.00	0	0	\$0.00	0	0	\$60,400.00	8	\$0.00	1	12	\$3,015,377.00
July	\$0.00	0	\$221,155.00	2	\$0.00	0	\$0.00	0	\$0.00	0	\$0.00	0	0	\$0.00	0	0	\$0.00	0	0	\$0.00	0	0	\$0.00	0	0	\$0.00	0	0	\$0.00	0	0	\$80,626.00	1	\$10,000.00	0	8	\$311,781.00
August	\$1,490,000.00	1	\$240,000.00	2	\$0.00	0	\$100,000.00	1	\$0.00	0	\$0.00	0	5	\$2,955,000.00	5	0	\$0.00	0	0	\$0.00	0	0	\$0.00	0	0	\$0.00	0	0	\$0.00	0	0	\$133,500.00	0	\$0.00	5	14	\$4,918,500.00
September	\$0.00	0	\$187,000.00	2	\$0.00	0	\$160,000.00	1	\$0.00	0	\$3,500.00	1	2	\$1,025,000.00	2	0	\$0.00	0	0	\$0.00	0	0	\$0.00	0	0	\$0.00	0	0	\$0.00	0	0	\$573,780.00	1	\$40,000.00	2	18	\$1,989,280.00
October	\$0.00	0	\$185,000.00	3	\$0.00	0	\$0.00	0	\$0.00	0	\$0.00	0	5	\$2,265,000.00	5	0	\$0.00	0	0	\$0.00	0	0	\$0.00	0	0	\$0.00	0	0	\$0.00	0	0	\$34,750.00	0	\$0.00	5	11	\$2,484,750.00
November	\$0.00	0	\$434,372.00	2	\$0.00	0	\$51,757.00	1	\$74,045,000.00	1	\$1,473,885.00	2	0	\$0.00	0	0	\$100,000.00	1	0	\$0.00	0	0	\$0.00	0	0	\$0.00	0	0	\$0.00	0	0	\$37,000.00	0	\$0.00	1	9	\$76,142,014.00
December	\$2,154,162.00	5	\$9,507,843.00	30	\$0.00	0	\$0.00	0	\$0.00	0	\$0.00	0	0	\$0.00	0	0	\$0.00	0	0	\$0.00	0	0	\$0.00	0	0	\$0.00	0	0	\$0.00	0	0	\$0.00	0	\$0.00	0	0	\$0.00
Totals	\$21,214,162.00	5	\$9,507,843.00	30	\$0.00	0	\$311,757.00	3	\$74,045,000.00	1	\$3,145,374.00	5	18	\$8,687,590.00	18	1	\$350,000.00	2	1	\$100,000.00	1	0	\$0.00	0	0	\$0.00	0	0	\$0.00	0	0	\$1,097,826.00	11	\$90,000.00	21	113	\$118,549,552.00

Year To Year Totals

Year	Commercial				Industrial				Institutional				Residential												Permit Total															
	New	Prt.	Improvement	Prt.	New	Prt.	Improvement	Prt.	New	Prt.	Improvement	Prt.	Prt.	New Single Det.	#	Prt.	Semi-Detached/ Duplex	#	Prt.	Mobile Home	#	Prt.	New Apartment	#	Prt.	New Rowhouse	#	Prt.	New Townhouse	#	Prt.	Improvement	Prt.	Garage	# of Dwellings	Prt.	Value (\$)			
2023	\$21,214,162.00	5	\$9,507,843.00	30	\$0.00	0	\$311,757.00	3	\$74,045,000.00	1	\$3,145,374.00	5	18	\$8,687,590.00	18	1	\$350,000.00	2	1	\$100,000.00	1	0	\$0.00	0	0	\$0.00	0	0	\$0.00	0	0	\$1,097,826.00	11	\$90,000.00	21	113	\$118,549,552.00			
2022	\$2,080,000.00	3	\$4,975,071.00	36	\$1,881,000.00	2	\$219,000.00	2	\$0.00	0	\$26,180,000.00	2	34	\$14,240,346.00	34	2	\$300,000.00	4	0	\$0.00	0	0	\$0.00	0	18	\$11,960,000.00	91	0	\$0.00	0	0	\$58,564,265.00	13	\$175,000.00	129	170	\$65,564,682.00			
2021	\$12,905,000.00	3	\$12,883,594.00	73	\$4,311,394.00	2	\$4,735,000.00	5	\$7,100,000.00	1	\$16,011,080.00	4	28	\$11,234,000.00	30	0	\$430,000.00	2	0	\$0.00	0	0	\$0.00	0	0	\$0.00	0	0	\$0.00	0	0	\$52,873,622.00	20	\$150,000.00	32	189	\$71,633,690.00			
2020	\$3,585,000.00	4	\$4,577,330.00	20	\$3,900,000.00	2	\$0.00	0	\$0.00	0	\$835,140.00	6	24	\$7,363,383.00	24	0	\$0.00	0	0	\$0.00	0	0	\$0.00	0	1	\$560,000.00	4	0	\$0.00	0	0	\$83,113,024.00	9	\$146,000.00	28	149	\$22,079,877.00			
2019	\$5,875,273.50	4	\$5,461,401.29	31	\$1,900,000.00	2	\$88,000.00	3	\$0.00	0	\$1,992,500.00	6	18	\$5,688,500.00	18	0	\$0.00	0	0	\$0.00	0	0	\$0.00	0	5	\$3,023,276.00	16	0	\$0.00	0	0	\$80,104,000.00	2	\$75,000.00	40	143	\$25,153,509.00			
2018	\$2,523,795.00	5	\$6,099,045.00	42	\$0.00	0	\$887,000.00	3	\$0.00	0	\$1,825,866.00	8	38	\$12,041,000.00	38	0	\$0.00	0	0	\$0.00	0	0	\$0.00	0	0	\$0.00	0	0	\$0.00	0	0	\$1,616,700.00	4	\$97,000.00	38	194	\$25,090,406.00			
2017	\$10,848,000.00	5	\$6,812,660.00	46	\$1,650,000.00	2	\$476,098.15	5	\$674,000.00	1	\$760,000.00	2	51	\$16,321,900.00	51	0	\$0.00	0	0	\$0.00	0	0	\$0.00	0	0	\$0.00	0	0	\$1,245,000.00	8	1	\$465,000.00	4	89	\$1,020,460.00	6	\$121,500.00	63	212	\$40,732,618.15
2016	\$4,858,293.00	7	\$5,687,433.00	35	\$2,400,000.00	5	\$384,000.00	5	\$0.00	0	\$4,580,000.00	3	51	\$16,125,057.00	51	0	\$0.00	0	1	\$85,000.00	1	0	\$0.00	0	1	\$860,000.00	6	0	\$0.00	0	0	\$141,629,521.00	8	\$175,452.00	58	257	\$36,784,756.00			
2015	\$36,380,121.00	27	\$12,764,942.00	50	\$9,579,753.00	7	\$450,030.00	3	\$0.00	0	\$14,492,183.00	6	107	\$36,733,688.00	107	0	\$0.00	0	0	\$0.00	0	0	\$0.00	0	2	\$1,900,000.00	9	2	\$1,200,000.00	8	3	\$6,414,697.61	12	\$255,000.00	124	375	\$119,270,424.61			
2014	\$36,105,414.00	17	\$8,760,278.00	37	\$19,218,290.50	11	\$1,217,000.00	3	\$0.00	0	\$3,294,000.00	4	254	\$68,331,474.00	245	0	\$372,000.00	3	0	\$372,000.00	0	3	\$372,000.00	0	8	\$10,542,100.00	309	2	\$1,400,000.00	18	9	\$4,137,218.00	38	217	\$4,247,205.00	44	\$204,000.00	600	599	\$172,734,879.50
2013	\$56,345,014.42	15	\$16,718,307.00	52	\$21,371,379.00	17	\$2,985,404.00	10	\$9,000,000.00	1	\$657,851.00	7	241	\$64,885,874.00	245	0	\$0.00	0	3	\$404,000.00	3	0	\$0.00	0	28	\$13,756,508.00	132	1	\$800,367.00	4	199	\$1,440,943.87	11	\$243,716.00	384	585	\$188,409,162.29			
2012	\$10,380,900.00	11	\$6,739,590.00	44	\$13,130,000.00	15	\$7,473,810.00	14	\$45,981,995.00	7	\$1,331,847.00	7	253	\$65,842,990.00	253	0	\$0.00	0	8	\$800,000.00	8	5	\$21,400,000.00	206	24	\$13,504,107.00	115	1	\$524,077.00	4	182	\$1,377,717.00	12	\$285,301.00	586	583	\$188,727,134.00			
2011	\$11,167,059.00	17	\$7,150,574.00	42	\$25,931,706.00	27	\$521,500.00	4	\$57,541,220.00	10	\$1,210,229.00	6	234	\$59,614,276.00	234	0	\$0.00	0	8	\$1,004,151.00	8	1	\$4,095,000.00	63	6	\$6,282,325.00	50	3	\$3,643,000.00	18	198	\$1,314,344.00	22	\$310,188.00	373	578	\$180,325,572.00			
2010	\$26,663,773.00	10	\$6,615,408.00	56	\$19,983,378.00	9	\$1,068,065.00	6	\$118,000.00	3	\$6,230,023.00	12	180	\$44,756,679.00	180	1	\$435,000.00	2	5	\$64,630.00	5	0	\$0.00	0	1	\$965,000.00	5	3	\$2,684,775.00	27	238	\$2,016,103.00	24	\$286,381.00	219	546	\$112,464,215.00			
2009	\$6,953,000.00	6	\$12,225,290.00	31	\$975,000.00	1	\$1,163,500.00	6	\$1,363,000.00	2	\$110,800.00	4	81	\$18,016,975.00	81	0	\$0.00	0	6	\$660,000.00	6	1	\$3,600,000.00	24	0	\$0.00	0	1	\$471,590.00	3	230	\$1,832,793.00	24	\$366,355.00	114	393	\$47,738,303.00			
2008	\$8,229,810.00	15	\$8,097,150.00	45	\$5,188,909.00	6	\$329,820.00	2	\$0.00	0	\$3,857,184.00	9	142	\$33,657,028.73	142	0	\$0.00	0	1	\$131,000.00	1	5	\$24,822,011.00	181	3	\$1,901,920.00	14	2	\$7,355,260.00	42	267	\$2,408,840.00	5	\$76,620.00	380	502	\$96,055,522.7			

2023 ALBERTA VS. SASKATCHEWAN PERMIT TOTALS

Alberta

	Residential			Prt	Commercial \$	Prt	Industrial \$	Prt	Institutional \$				
	Prt	New Dwelling \$	#							Improvement \$	Garage \$		
January	0	\$0.00	0	2	\$32,850.00	0	\$0.00	5	\$5,257,300.00	0	\$0.00	1	\$1,070,000.00
February	1	\$500,000.00	1	0	\$0.00	0	\$0.00	2	\$634,000.00	0	\$0.00	0	\$0.00
March	0	\$0.00	0	1	\$25,000.00	0	\$0.00	2	\$3,505,200.00	0	\$0.00	0	\$0.00
April	2	\$940,000.00	2	1	\$600.00	1	\$40,000.00	4	\$340,000.00	0	\$0.00	0	\$0.00
May	1	\$275,000.00	1	7	\$117,320.00	0	\$0.00	3	\$7,350,000.00	0	\$0.00	1	\$597,989.00
June	1	\$375,590.00	1	6	\$57,000.00	0	\$0.00	2	\$2,329,387.00	0	\$0.00	0	\$0.00
July	0	\$0.00	0	4	\$50,626.00	1	\$10,000.00	2	\$221,155.00	0	\$0.00	0	\$0.00
August	5	\$2,955,000.00	5	4	\$133,000.00	0	\$0.00	2	\$1,700,000.00	0	\$0.00	0	\$0.00
September	2	\$1,025,000.00	2	7	\$513,780.00	1	\$40,000.00	1	\$37,000.00	0	\$0.00	0	\$0.00
October	5	\$2,265,000.00	5	1	\$6,000.00	0	\$0.00	2	\$160,000.00	0	\$0.00	0	\$0.00
November	1	\$100,000.00	1	1	\$7,000.00	0	\$0.00	0	\$0.00	1	\$51,757.00	1	\$1,254,385.00
December	0	\$0.00	0	0	\$0.00	0	\$0.00	0	\$0.00	0	\$0.00	0	\$0.00
Total	18	\$8,435,590.00	18	34	\$943,176.00	3	\$90,000.00	25	\$21,534,042.00	1	\$51,757.00	3	\$2,922,374.00

% of Total Permits 74.34% 28.66% 85.71%

Monthly Totals

	Prts	Value \$	Dwell #
January	11	\$6,960,150.00	2
February	4	\$2,358,429.00	1
March	3	\$3,530,200.00	0
April	9	\$1,672,600.00	3
May	14	\$15,166,471.00	1
June	12	\$3,015,377.00	1
July	8	\$311,781.00	0
August	14	\$4,918,500.00	5
September	18	\$1,989,280.00	2
October	11	\$2,484,750.00	5
November	9	\$76,142,014.00	1
December	0	\$0.00	0
Year To Date	113	\$118,549,552.00	21

Saskatchewan

	Residential			Prt	Commercial \$	Prt	Industrial \$	Prt	Institutional \$				
	Prt	New Dwelling \$	#							Improvement \$	Garage \$		
January	1	\$350,000.00	2	0	\$0.00	0	\$0.00	2	\$250,000.00	0	\$0.00	0	\$0.00
February	0	\$0.00	0	0	\$0.00	0	\$0.00	1	\$1,224,429.00	0	\$0.00	0	\$0.00
March	0	\$0.00	0	0	\$0.00	0	\$0.00	0	\$0.00	0	\$0.00	0	\$0.00
April	1	\$352,000.00	1	0	\$0.00	0	\$0.00	0	\$0.00	0	\$0.00	0	\$0.00
May	0	\$0.00	0	1	\$2,000.00	0	\$0.00	1	\$6,824,162.00	0	\$0.00	0	\$0.00
June	0	\$0.00	0	2	\$3,400.00	0	\$0.00	1	\$250,000.00	0	\$0.00	0	\$0.00
July	0	\$0.00	0	1	\$30,000.00	0	\$0.00	0	\$0.00	0	\$0.00	0	\$0.00
August	0	\$0.00	0	1	\$500.00	0	\$0.00	1	\$30,000.00	1	\$100,000.00	0	\$0.00
September	0	\$0.00	0	4	\$60,000.00	0	\$0.00	1	\$150,000.00	1	\$160,000.00	1	\$3,500.00
October	0	\$0.00	0	2	\$28,750.00	0	\$0.00	1	\$25,000.00	0	\$0.00	0	\$0.00
November	0	\$0.00	0	1	\$30,000.00	0	\$0.00	2	\$434,372.00	0	\$0.00	2	\$74,264,500.00
December	0	\$0.00	0	0	\$0.00	0	\$0.00	0	\$0.00	0	\$0.00	0	\$0.00
Total	2	\$702,000.00	3	12	\$154,650.00	0	\$0.00	10	\$9,187,963.00	2	\$260,000.00	3	\$74,268,000.00

% of Total Permits 25.66% 71.34% 14.29%

Total Permits		
Permits	Value \$	Dwellings
3	\$600,000.00	2
1	\$1,224,429.00	0
0	\$0.00	0
1	\$352,000.00	1
2	\$6,826,162.00	0
3	\$253,400.00	0
1	\$30,000.00	0
3	\$130,500.00	0
7	\$373,500.00	0
3	\$53,750.00	0
5	\$74,728,872.00	0
0	\$0.00	0
29	\$84,572,613.00	3



9

Permits issued
In November



\$76,142,014

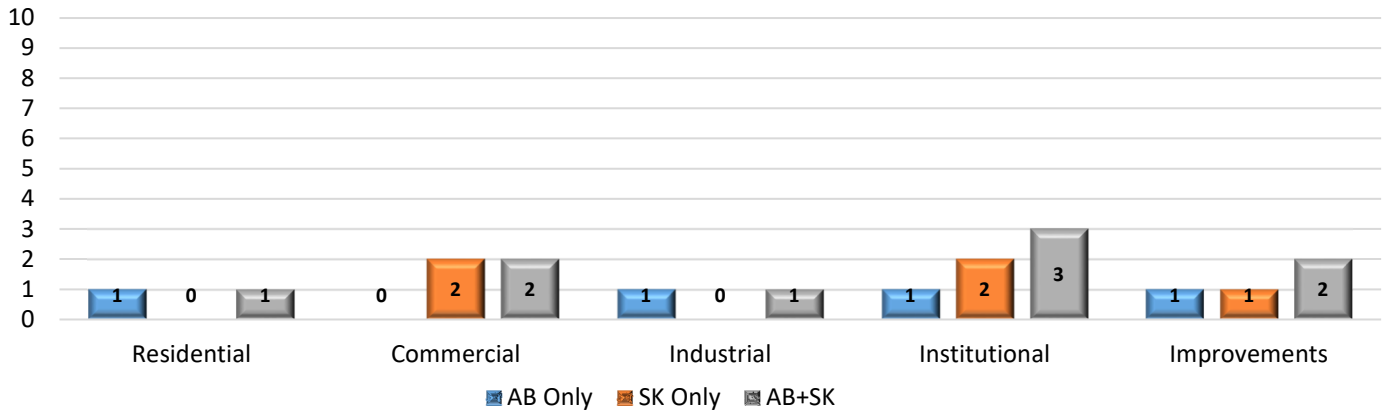
November
Construction Value




1

New Dwelling Unit(s)
issued in November

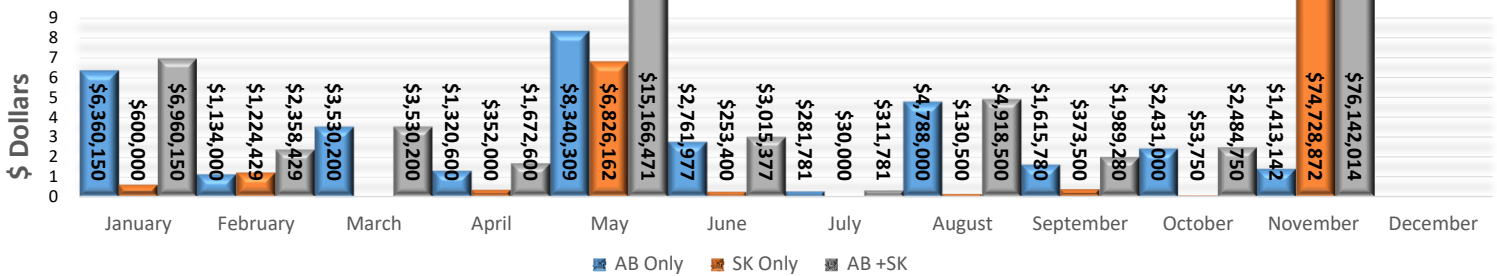
November 2023- Permits Issued



November 2023- Construction Values



2023 Construction Values Total



Year	2019	2020	2021	2022	2023
# of Permits	151	149	189	170	113
Construction Value	\$25,153,350	\$22,079,877	\$71,663,690	\$65,564,682	\$118,549,552
# of New Dwellings	40	28	32	125	21

November 2023 - Permits Issued

Permit Number	Project Information	Type of Work	Construction Value Total	Construction Location	Lot/Block/Plan
AB					
LYDB011023MU	Industrial	Accessory Building	\$51,757.00	4805 62 Avenue	R1 H 4295 TR
AB	1		\$51,757.00		
LYDB010823MU	Institutional	Renovation	\$1,254,385.00	5106 44 Street	1 68 832 1420
AB	1		\$1,254,385.00		
LYDB009523MU	Residential	Mobile Home	\$100,000.00	145- 5308 57 Street	B 63B 022 3718
AB	1		\$100,000.00		
LYDB011623MU	Residential	Basement Development	\$7,000.00	6201 19 Street	17 14 142 4772
AB	1		\$7,000.00		
	4	AB TOTAL	\$1,413,142.00		
SK					
LYDB011523MU	Institutional	Renovation	\$219,500.00	1802 49 Avenue	30 1 102251179
SK	1		\$219,500.00		
LYDB008823MU	Institutional	New Construction	\$74,045,000.00	3911 41 Street	12 5 102062810
SK	1		\$74,045,000.00		
LYDB011823MU	Commercial	Renovation	\$376,732.00	4805 50 Street	B 3 86B08706
LYDB011323MU	Commercial	New Construction	\$57,640.00	4002 44 Street	50 79B07571
SK	2		\$434,372.00		
LYDB010023MU	Residential	Renovation	\$30,000.00	4920 50 Street	B 13 AM 4330
SK	1		\$30,000.00		
	4	SK TOTAL	\$74,728,872.00		
9 PERMITS ISSUED		SK TOTAL	\$74,728,872.00	5 SK PERMITS	0 New SK Dwelling Units
		AB TOTAL	\$1,413,142.00	4 AB PERMITS	1 New AB Dwelling Units
		AB + SK TOTAL	\$76,142,014.00		