

2023 ALBERTA VS. SASKATCHEWAN PERMIT TOTALS

Alberta

Monthly Totals

	Residential			Prt	Commercial \$	Prt	Industrial \$	Prt	Institutional \$				
	Prt	New Dwelling \$	#							Improvement \$	Garage \$		
January	0	\$0.00	0	2	\$32,850.00	0	\$0.00	5	\$5,257,300.00	0	\$0.00	1	\$1,070,000.00
February	1	\$500,000.00	1	0	\$0.00	0	\$0.00	2	\$634,000.00	0	\$0.00	0	\$0.00
March	0	\$0.00	0	1	\$25,000.00	0	\$0.00	2	\$3,505,200.00	0	\$0.00	0	\$0.00
April	2	\$940,000.00	2	1	\$600.00	1	\$40,000.00	4	\$340,000.00	0	\$0.00	0	\$0.00
May	1	\$275,000.00	1	7	\$117,320.00	0	\$0.00	3	\$7,350,000.00	0	\$0.00	1	\$597,989.00
June	1	\$375,590.00	1	6	\$57,000.00	0	\$0.00	2	\$2,329,387.00	0	\$0.00	0	\$0.00
July	0	\$0.00	0	4	\$50,626.00	1	\$10,000.00	2	\$221,155.00	0	\$0.00	0	\$0.00
August	5	\$2,955,000.00	5	4	\$133,000.00	0	\$0.00	2	\$1,700,000.00	0	\$0.00	0	\$0.00
September	2	\$1,025,000.00	2	7	\$513,780.00	1	\$40,000.00	1	\$37,000.00	0	\$0.00	0	\$0.00
October	5	\$2,265,000.00	5	1	\$6,000.00	0	\$0.00	2	\$160,000.00	0	\$0.00	0	\$0.00
November	0	\$0.00	0	0	\$0.00	0	\$0.00	0	\$0.00	0	\$0.00	0	\$0.00
December	0	\$0.00	0	0	\$0.00	0	\$0.00	0	\$0.00	0	\$0.00	0	\$0.00
Total	17	\$8,335,590.00	17	33	\$936,176.00	3	\$90,000.00	25	\$21,534,042.00	0	\$0.00	2	\$1,667,989.00

Total Permits		
Permits	Value \$	Dwellings
8	\$6,360,150.00	0
3	\$1,134,000.00	1
3	\$3,530,200.00	0
8	\$1,320,600.00	2
12	\$8,340,309.00	1
9	\$2,761,977.00	1
7	\$281,781.00	0
11	\$4,788,000.00	5
11	\$1,615,780.00	2
8	\$2,431,000.00	5
0	\$0.00	0
0	\$0.00	0
80	\$32,563,797.00	17

	Prts	Value \$	Dwell #
January	11	\$6,960,150.00	2
February	4	\$2,358,429.00	1
March	3	\$3,530,200.00	0
April	9	\$1,672,600.00	3
May	14	\$15,166,471.00	1
June	12	\$3,015,377.00	1
July	8	\$311,781.00	0
August	14	\$4,918,500.00	5
September	18	\$1,989,280.00	2
October	11	\$2,484,750.00	5
November	0	\$0.00	0
December	0	\$0.00	0
Year To Date	104	\$42,407,538.00	20

% of Total Permits 76.92% 76.79% 85.00%

Saskatchewan

	Residential			Prt	Commercial \$	Prt	Industrial \$	Prt	Institutional \$				
	Prt	New Dwelling \$	#							Improvement \$	Garage \$		
January	1	\$350,000.00	2	0	\$0.00	0	\$0.00	2	\$250,000.00	0	\$0.00	0	\$0.00
February	0	\$0.00	0	0	\$0.00	0	\$0.00	1	\$1,224,429.00	0	\$0.00	0	\$0.00
March	0	\$0.00	0	0	\$0.00	0	\$0.00	0	\$0.00	0	\$0.00	0	\$0.00
April	1	\$352,000.00	1	0	\$0.00	0	\$0.00	0	\$0.00	0	\$0.00	0	\$0.00
May	0	\$0.00	0	1	\$2,000.00	0	\$0.00	1	\$6,824,162.00	0	\$0.00	0	\$0.00
June	0	\$0.00	0	2	\$3,400.00	0	\$0.00	1	\$250,000.00	0	\$0.00	0	\$0.00
July	0	\$0.00	0	1	\$30,000.00	0	\$0.00	0	\$0.00	0	\$0.00	0	\$0.00
August	0	\$0.00	0	1	\$500.00	0	\$0.00	1	\$30,000.00	1	\$100,000.00	0	\$0.00
September	0	\$0.00	0	4	\$60,000.00	0	\$0.00	1	\$150,000.00	1	\$160,000.00	1	\$3,500.00
October	0	\$0.00	0	2	\$28,750.00	0	\$0.00	1	\$25,000.00	0	\$0.00	0	\$0.00
November	0	\$0.00	0	0	\$0.00	0	\$0.00	0	\$0.00	0	\$0.00	0	\$0.00
December	0	\$0.00	0	0	\$0.00	0	\$0.00	0	\$0.00	0	\$0.00	0	\$0.00
Total	2	\$702,000.00	3	11	\$124,650.00	0	\$0.00	8	\$8,753,591.00	2	\$260,000.00	1	\$3,500.00

Total Permits		
Permits	Value \$	Dwellings
3	\$600,000.00	2
1	\$1,224,429.00	0
0	\$0.00	0
1	\$352,000.00	1
2	\$6,826,162.00	0
3	\$253,400.00	0
1	\$30,000.00	0
3	\$130,500.00	0
7	\$373,500.00	0
3	\$53,750.00	0
0	\$0.00	0
0	\$0.00	0
24	\$9,843,741.00	3

% of Total Permits 23.08% 23.21% 15.00%



11

Permits issued
In October



\$2,484,750

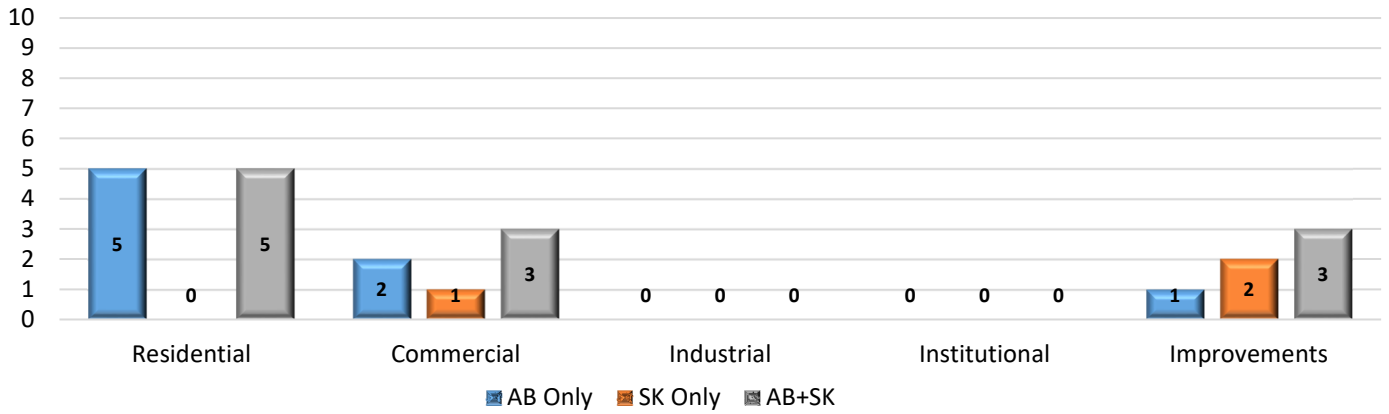
October
Construction Value



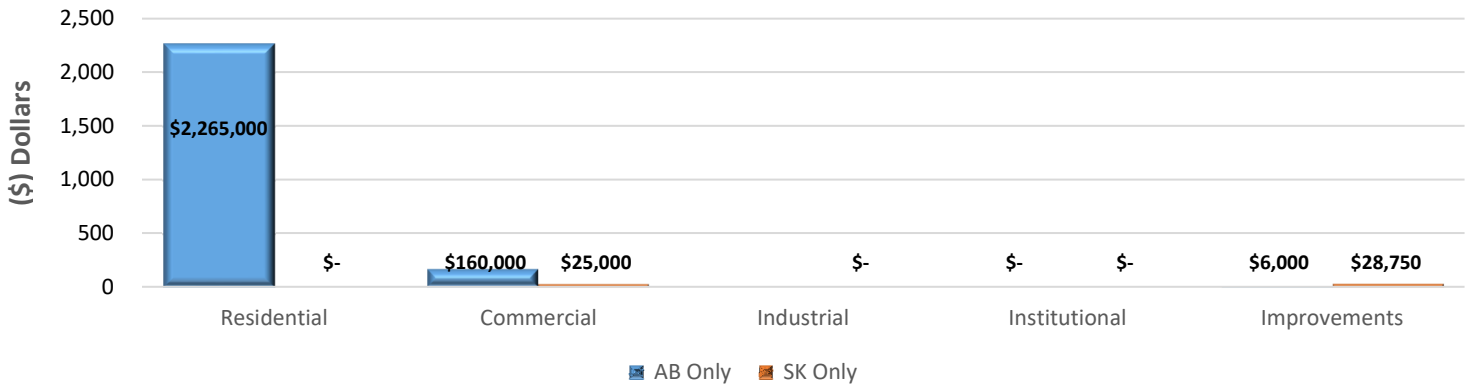
5

New Dwelling Unit(s)
issued in October

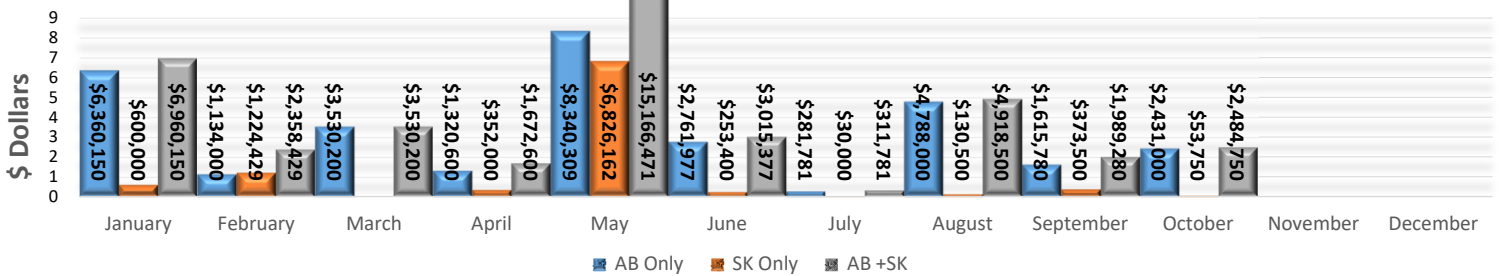
October 2023- Permits Issued



October 2023- Construction Values



2023 Construction Values Total



Year	2019	2020	2021	2022	2023
# of Permits	151	149	189	170	104
Construction Value	\$25,153,350	\$22,079,877	\$71,663,690	\$65,564,682	\$42,407,538
# of New Dwellings	40	28	32	125	20

October 2023 - Permits Issued

Permit Number	Project Information	Type of Work	Construction Value Total	Construction Location	Lot/Block/Plan
AB					
LYD B 0103 23 MU	Residential	Accessory Building	\$ 6,000.00	500082 Rge Rd 12	NW 3-50-01-W4
AB	1		\$6,000.00		
LYD B 0106 23 MU	Residential	New Construction	\$ 305,000.00	7107 37 Street	5 24 132 4708
LYD B 0107 23 MU	Residential	New Construction	\$ 400,000.00	3601 70 Avenue	73 6 152 2663
LYD B 0090 23 MU	Residential	New Construction	\$ 620,000.00	1810 60A Ave Close	27 13 122 1544
LYD B 0097 23 MU	Residential	New Construction	\$ 400,000.00	6020 13 Street	19 15 212 2499
LYD B 0099 23 MU	Residential	New Construction	\$ 540,000.00	6117 13 Street Close	26 16 182 3083
AB	5		\$2,265,000.00		
LYD B 0098 23 MU	Commercial	Accessory Building	\$ 140,000.00	5110 63 Avenue	2 19 022 3187
LYD B 0104 23 MU	Commercial	Renovation	\$ 20,000.00	5027 44 Street	42 1 162 2097
AB	2		\$160,000.00		
	8	AB TOTAL	\$2,431,000.00		
SK					
LYD B 0096 23 MU	Residential	Renovation	\$ 25,000.00	4503 47 Street	16-17 30 B1127
LYD B 0102 23 MU	Residential	Accessory Building	\$ 3,750.00	1310 47 Avenue Close	5 13 102176681
SK	2		\$28,750.00		
LYD B 0105 23 MU	Commercial	Leasehold Improvements	\$ 25,000.00	1501 50 Avenue	6 2 BX4545
SK	1		\$25,000.00		
	3	SK TOTAL	\$53,750.00		
11 PERMITS ISSUED		SK TOTAL	\$53,750.00	3 SK PERMITS	0 New SK Dwelling Units
		AB TOTAL	\$2,431,000.00	8 AB PERMITS	5 New AB Dwelling Units
		AB + SK TOTAL	\$2,484,750.00		