

City of Lloydminster 2021 Building Statistics

Year To Date

Month	Commercial				Industrial				Institutional				Residential												Permit Total												
	New	Prt	Improvement	Prt	New	Prt	Improvement	Prt	New	Prt	Improvement	Prt	New Single Det	#	Prt	Semi-Detached	#	Prt	Mobile Home	#	Prt	New Apartment	#	Prt	New Rowhouse	#	Prt	New Townhouse	#	Prt	Improvement	Prt	Garage	# of Dwellings	Prts	Value (\$)	
January	\$0.00	0	\$0.00	0	\$0.00	0	\$1,000,000.00	1	\$0.00	0	\$0.00	0	\$0.00	0	0	\$0.00	0	0	\$0.00	0	0	\$0.00	0	0	\$0.00	0	0	\$0.00	0	0	\$0.00	0	0	2	4	\$41,000.00	\$1,356,000.00
February	\$0.00	0	\$1,600,000.00	1	\$0.00	0	\$0.00	0	\$0.00	0	\$0.00	0	\$0.00	0	0	\$0.00	0	0	\$0.00	0	0	\$0.00	0	0	\$0.00	0	0	\$0.00	0	0	\$16,500.00	3	5	\$2,016,500.00			
March	\$0.00	0	\$182,000.00	2	\$0.00	0	\$250,000.00	1	\$0.00	0	\$676,380.00	1	5	\$2,535,000.00	1	0	\$0.00	0	\$0.00	0	0	\$0.00	0	0	\$0.00	0	0	\$0.00	0	9	\$262,622.00	1	19	\$30,000.00	\$3,936,002.00		
April	\$75,000.00	1	\$320,200.00	7	\$0.00	0	\$185,000.00	1	\$0.00	0	\$0.00	0	7	\$2,485,000.00	8	0	\$0.00	0	\$0.00	0	0	\$0.00	0	0	\$0.00	0	0	\$0.00	0	0	\$80,000.00	1	8	\$35,000.00	\$3,180,200.00		
May	\$0.00	0	\$300,000.00	1	\$0.00	0	\$2,300,000.00	1	\$0.00	0	\$0.00	0	0	\$0.00	0	\$0.00	0	0	\$0.00	0	0	\$0.00	0	0	\$0.00	0	0	\$0.00	0	5	\$23,000.00	0	7	\$23,000.00	\$2,623,000.00		
June	\$0.00	0	\$835,500.00	7	\$0.00	0	\$0.00	0	\$7,100,000.00	1	\$0.00	0	0	\$0.00	0	\$0.00	0	0	\$0.00	0	0	\$0.00	0	0	\$0.00	0	0	\$0.00	0	9	\$432,500.00	9	17	\$0.00	\$8,366,000.00		
July	\$0.00	0	\$0.00	0	\$0.00	0	\$0.00	0	\$0.00	0	\$0.00	0	0	\$0.00	0	\$0.00	0	0	\$0.00	0	0	\$0.00	0	0	\$0.00	0	0	\$0.00	0	0	\$0.00	0	0	\$0.00	\$0.00		
August	\$0.00	0	\$0.00	0	\$0.00	0	\$0.00	0	\$0.00	0	\$0.00	0	0	\$0.00	0	\$0.00	0	0	\$0.00	0	0	\$0.00	0	0	\$0.00	0	0	\$0.00	0	0	\$0.00	0	0	\$0.00	\$0.00		
September	\$0.00	0	\$0.00	0	\$0.00	0	\$0.00	0	\$0.00	0	\$0.00	0	0	\$0.00	0	\$0.00	0	0	\$0.00	0	0	\$0.00	0	0	\$0.00	0	0	\$0.00	0	0	\$0.00	0	0	\$0.00	\$0.00		
October	\$0.00	0	\$0.00	0	\$0.00	0	\$0.00	0	\$0.00	0	\$0.00	0	0	\$0.00	0	\$0.00	0	0	\$0.00	0	0	\$0.00	0	0	\$0.00	0	0	\$0.00	0	0	\$0.00	0	0	\$0.00	\$0.00		
November	\$0.00	0	\$0.00	0	\$0.00	0	\$0.00	0	\$0.00	0	\$0.00	0	0	\$0.00	0	\$0.00	0	0	\$0.00	0	0	\$0.00	0	0	\$0.00	0	0	\$0.00	0	0	\$0.00	0	0	\$0.00	\$0.00		
December	\$0.00	0	\$0.00	0	\$0.00	0	\$0.00	0	\$0.00	0	\$0.00	0	0	\$0.00	0	\$0.00	0	0	\$0.00	0	0	\$0.00	0	0	\$0.00	0	0	\$0.00	0	0	\$0.00	0	0	\$0.00	\$0.00		
Totals	\$75,000.00	1	\$3,237,700.00	18	\$0.00	0	\$3,735,000.00	4	\$7,100,000.00	1	\$676,380.00	1	14	\$5,735,000.00	16	0	\$0.00	0	\$0.00	0	0	\$0.00	0	1	\$0.00	0	0	\$0.00	0	25	\$855,622.00	14	16	\$65,000.00	\$21,479,702.00		

Year To Year Totals

Year	Commercial				Industrial				Institutional				Residential												Permit Total												
	New	Prt	Improvement	Prt	New	Prt	Improvement	Prt	New	Prt	Improvement	Prt	New Single Det	#	Prt	Semi-Detached	#	Prt	Mobile Home	#	Prt	New Apartment	#	Prt	New Rowhouse	#	Prt	New Townhouse	#	Prt	Improvement	Prt	Garage	# of Dwellings	Prts	Value (\$)	
2021	\$75,000.00	1	\$3,237,700.00	18	\$0.00	0	\$3,735,000.00	4	\$7,100,000.00	1	\$676,380.00	1	14	\$5,735,000.00	16	0	\$0.00	0	\$0.00	0	0	\$0.00	0	1	\$0.00	0	0	\$0.00	0	25	\$855,622.00	14	16	78	\$21,479,702.00		
2020	\$3,585,000.00	4	\$4,577,330.00	20	\$3,900,000.00	2	\$0.00	0	\$0.00	0	\$835,140.00	6	24	\$7,363,383.00	24	0	\$0.00	0	\$0.00	0	0	\$0.00	0	1	\$560,000.00	4	0	\$0.00	0	83	\$1,113,024.00	9	146,000.00	28	149	\$22,079,877.00	
2019	\$5,875,273.50	4	\$5,461,401.29	31	\$1,900,000.00	2	\$88,000.00	3	\$0.00	0	\$1,992,500.00	6	18	\$5,688,500.00	18	0	\$0.00	0	\$0.00	0	0	\$0.00	0	5	\$3,023,276.00	16	0	\$0.00	0	80	\$1,049,400.00	2	\$75,000.00	40	143	\$25,153,350.79	
2018	\$2,523,795.00	5	\$6,099,045.00	42	\$0.00	0	\$887,000.00	3	\$0.00	0	\$1,825,866.00	8	38	\$12,041,000.00	38	0	\$0.00	0	\$0.00	0	0	\$0.00	0	0	\$0.00	0	0	\$0.00	0	94	\$1,616,700.00	4	\$97,000.00	38	194	\$25,090,406.00	
2017	\$10,848,000.00	5	\$6,812,660.00	46	\$1,650,000.00	2	\$476,098.15	5	\$674,000.00	1	\$760,000.00	2	51	\$16,321,000.00	51	0	\$0.00	0	\$0.00	0	0	\$0.00	0	0	\$1,545,000.00	8	1	\$465,000.00	4	89	\$1,020,460.00	6	\$121,500.00	63	212	\$47,738,618.15	
2016	\$4,858,293.00	7	\$5,687,433.00	35	\$2,400,000.00	5	\$384,000.00	5	\$0.00	0	\$4,580,000.00	3	51	\$16,125,057.00	51	0	\$0.00	0	\$85,000.00	1	0	\$0.00	0	1	\$860,000.00	6	1	\$1,629,521.00	8	141	\$1,629,521.00	8	\$175,452.00	68	257	\$36,784,756.00	
2015	\$3,380,121.00	27	\$12,764,942.00	50	\$9,579,783.00	7	\$450,030.00	3	\$0.00	0	\$14,492,183.00	6	107	\$36,733,668.00	107	0	\$0.00	0	\$0.00	0	0	\$0.00	0	1	\$1,000,000.00	9	2	\$1,200,000.00	8	172	\$6,414,697.61	12	\$255,000.00	124	375	\$119,270,424.61	
2014	\$36,105,414.00	17	\$8,760,278.00	37	\$19,218,290.50	11	\$1,217,000.00	3	\$90,000.00	1	\$3,294,000.00	4	254	\$68,331,474.00	245	0	\$0.00	0	\$372,000.00	3	6	\$25,358,000.00	300	2	\$1,400,000.00	16	9	\$4,137,205.00	36	217	\$4,247,205.00	44	\$204,000.00	60	599	\$172,734,879.50	
2013	\$56,345,014.42	15	\$16,718,307.00	52	\$1,983,404.00	10	\$2,985,404.00	1	\$657,851.00	7	241	\$64,885,874.00	245	0	\$0.00	0	\$404,000.00	3	0	\$0.00	0	17	28	\$13,756,508.00	132	1	\$600,367.00	4	199	\$1,440,943.87	11	\$243,716.00	384	585	\$188,409,182.29		
2012	\$10,380,900.00	11	\$5,739,580.00	44	\$13,130,000.00	15	\$7,473,610.00	14	\$45,981,995.00	7	\$1,331,847.00	7	253	\$65,842,990.00	253	0	\$0.00	0	\$800,000.00	8	8	\$21,400,000.00	206	24	\$13,504,107.00	115	1	\$524,077.40	4	182	\$1,377,717.00	12	\$285,301.00	586	583	\$188,772,134.00	
2011	\$11,167,059.00	17	\$7,150,574.00	42	\$25,931,706.00	27	\$521,500.00	4	\$57,541,220.00	10	\$1,210,229.00	6	234	\$99,614,276.00	234	0	\$0.00	0	\$1,004,151.26	8	1	\$4,095,000.00	63	6	\$6,822,326.00	50	3	\$3,643,000.00	18	198	\$1,314,344.00	22	\$310,188.00	373	578	\$180,325,572.00	
2010	\$26,663,773.00	10	\$6,615,408.00	56	\$19,983,378.00	9	\$1,068,065.00	6	\$118,000.00	3	\$6,230,023.00	12	180	\$44,756,679.00	180	1	\$435,000.00	2	5	\$64,630.00	5	0	\$0.00	0	1	\$965,000.00	5	3	\$2,684,775.00	27	238	\$2,016,103.00	22	\$286,381.00	219	546	\$112,464,215.00
2009	\$6,953,000.00	6	\$12,225,290.00	31	\$975,000.00	1	\$1,163,500.00	6	\$1,363,000.00	2	\$110,800.00	4	81	\$18,616,975.00	81	0	\$0.00	0	\$660,000.00	6	1	\$3,600,000.00	24	0	\$0.00	0	1	\$471,580.00	3	230	\$1,832,793.00	24	\$366,355.00	114	393	\$47,738,303.00	
2008	\$8,229,810.00	15	\$8,097,150.00	45	\$5,188,909.00	6	\$3,829,820.00	2	\$0.00	0	\$3,857,184.00	9	142	\$33,657,028.73	142	0	\$0.00	0	\$131,000.00	1	1	\$24,822,011.00	181	3	\$1,901,920.00	14	2	\$7,355,260.00	42	267	\$2,408,840.00	5	\$76,620.00	380	602	\$96,055,552.73	
2007	\$21,023,000.00	13	\$13,405,450.00	45	\$5,330,000.00	9	\$4,698,100.00	10	\$0.00	0	\$2,840,421.00	7	254	\$53,675,345.27	254	1	\$496,440.00	2	0	\$0.00	0	3	\$8,700,000.00	65	3	\$5,781,318.27	65	0	\$283	\$2,202,077.86	41	\$468,109.00	386	569	\$118,627,261.43		
2006	\$5,541,130.00	15	\$7,284,085.24	35	\$9,918,754.50	14	\$730,000.00	6	\$6,991,758.60	3	\$8,500,517.00	5	280	\$51,505,451.27	280	0	\$0.00	0	\$10,842,100.00	139	1	\$10,842,100.00	139	1	\$1,848,000.00	14	2	\$7,537,500.00	75	185	\$4,071,850.00	75	\$407,850.00	484	582	\$116,194,088.94	
2005	\$12,221,000.00	5	\$4,754,800.00	32	\$15,569,701.00	19	\$2,110,245.00	12	\$26,847,000.00	2	\$1,485,500.00	4	262	\$40,347,884.00	262	1	2,288,000.00	22	0	\$0.00	0	5	\$10,967,000.00	158	3	\$4,480,000.00	62	0	\$129	\$1,210,745.00	31	\$252,902.00	504	505	\$122,534,777.00		
2004	\$10,203,005.00	19	\$3,015,208.00	43	\$7,521,914.00	17	\$756,775.00	7	\$275,000.00																												

2021 ALBERTA VS. SASKATCHEWAN PERMIT TOTALS

Alberta

	Residential			Prt	Improvement \$	Prt	Garage \$	Prt	Commercial \$	Prt	Industrial \$	Prt	Institutional \$
	Prt	New Dwelling \$	#										
January	1	\$315,000.00	2	2	\$41,000.00	0	\$0.00	0	\$0.00	0	\$0.00	0	\$0.00
February	1	\$400,000.00	1	2	\$14,000.00	0	\$0.00	1	\$1,600,000.00	0	\$0.00	0	\$0.00
March	5	\$2,535,000.00	5	3	\$35,500.00	1	\$30,000.00	1	\$80,000.00	0	\$0.00	1	\$676,380.00
April	5	\$1,785,000.00	5	7	\$50,000.00	1	\$35,000.00	6	\$290,200.00	1	\$185,000.00	0	\$0.00
May	0	\$0.00	0	1	\$4,400.00	0	\$0.00	0	\$0.00	0	\$0.00	0	\$0.00
June	0	\$0.00	0	5	\$90,000.00	0	\$0.00	7	\$835,500.00	0	\$0.00	0	\$0.00
July	0	\$0.00	0	0	\$0.00	0	\$0.00	0	\$0.00	0	\$0.00	0	\$0.00
August	0	\$0.00	0	0	\$0.00	0	\$0.00	0	\$0.00	0	\$0.00	0	\$0.00
September	0	\$0.00	0	0	\$0.00	0	\$0.00	0	\$0.00	0	\$0.00	0	\$0.00
October	0	\$0.00	0	0	\$0.00	0	\$0.00	0	\$0.00	0	\$0.00	0	\$0.00
November	0	\$0.00	0	0	\$0.00	0	\$0.00	0	\$0.00	0	\$0.00	0	\$0.00
December	0	\$0.00	0	0	\$0.00	0	\$0.00	0	\$0.00	0	\$0.00	0	\$0.00
Total	12	\$5,035,000.00	13	20	\$234,900.00	2	\$65,000.00	15	\$2,805,700.00	1	\$185,000.00	1	\$676,380.00

Total Permits		
Permits	Value \$	Dwellings
3	\$356,000.00	2
4	\$2,014,000.00	1
11	\$3,356,880.00	5
20	\$2,345,200.00	5
1	\$4,400.00	0
12	\$925,500.00	0
0	\$0.00	0
0	\$0.00	0
0	\$0.00	0
0	\$0.00	0
0	\$0.00	0
0	\$0.00	0
0	\$0.00	0
0	\$0.00	0
51	\$9,001,980.00	13

Monthly Totals

	Prts	Value \$	Dwell #
January	4	\$1,356,000.00	2
February	5	\$2,016,500.00	1
March	19	\$3,936,002.00	5
April	26	\$3,180,200.00	8
May	7	\$2,623,000.00	0
June	17	\$8,368,000.00	0
July	0	\$0.00	0
August	0	\$0.00	0
September	0	\$0.00	0
October	0	\$0.00	0
November	0	\$0.00	0
December	0	\$0.00	0
Year To Date	78	\$21,479,702.00	16

% of Total Permits 65.38% 41.91% 81.25%

Saskatchewan

	Residential			Prt	Improvement \$	Prt	Garage \$	Prt	Commercial \$	Prt	Industrial \$	Prt	Institutional \$
	Prt	New Dwelling \$	#										
January	0	\$0.00	0	0	\$0.00	0	\$0.00	0	\$0.00	1	\$1,000,000.00	0	\$0.00
February	0	\$0.00	0	1	\$2,500.00	0	\$0.00	0	\$0.00	0	\$0.00	0	\$0.00
March	0	\$0.00	0	6	\$227,122.00	0	\$0.00	1	\$102,000.00	1	\$250,000.00	0	\$0.00
April	2	\$700,000.00	3	2	\$30,000.00	0	\$0.00	2	\$105,000.00	0	\$0.00	0	\$0.00
May	0	\$0.00	0	4	\$18,600.00	0	\$0.00	1	\$300,000.00	1	\$2,300,000.00	0	\$0.00
June	0	\$0.00	0	4	\$342,500.00	0	\$0.00	0	\$0.00	0	\$0.00	1	\$7,100,000.00
July	0	\$0.00	0	0	\$0.00	0	\$0.00	0	\$0.00	0	\$0.00	0	\$0.00
August	0	\$0.00	0	0	\$0.00	0	\$0.00	0	\$0.00	0	\$0.00	0	\$0.00
September	0	\$0.00	0	0	\$0.00	0	\$0.00	0	\$0.00	0	\$0.00	0	\$0.00
October	0	\$0.00	0	0	\$0.00	0	\$0.00	0	\$0.00	0	\$0.00	0	\$0.00
November	0	\$0.00	0	0	\$0.00	0	\$0.00	0	\$0.00	0	\$0.00	0	\$0.00
December	0	\$0.00	0	0	\$0.00	0	\$0.00	0	\$0.00	0	\$0.00	0	\$0.00
Total	2	\$700,000.00	3	17	\$620,722.00	0	\$0.00	4	\$507,000.00	3	\$3,550,000.00	1	\$7,100,000.00

Total Permits		
Permits	Value \$	Dwellings
1	\$1,000,000.00	0
1	\$2,500.00	0
8	\$579,122.00	0
6	\$835,000.00	3
6	\$2,618,600.00	0
5	\$7,442,500.00	0
0	\$0.00	0
0	\$0.00	0
0	\$0.00	0
0	\$0.00	0
0	\$0.00	0
0	\$0.00	0
27	\$12,477,722.00	3

% of Total Permits 34.62% 58.09% 18.75%



17

Permits issued
In June



\$8,368,000

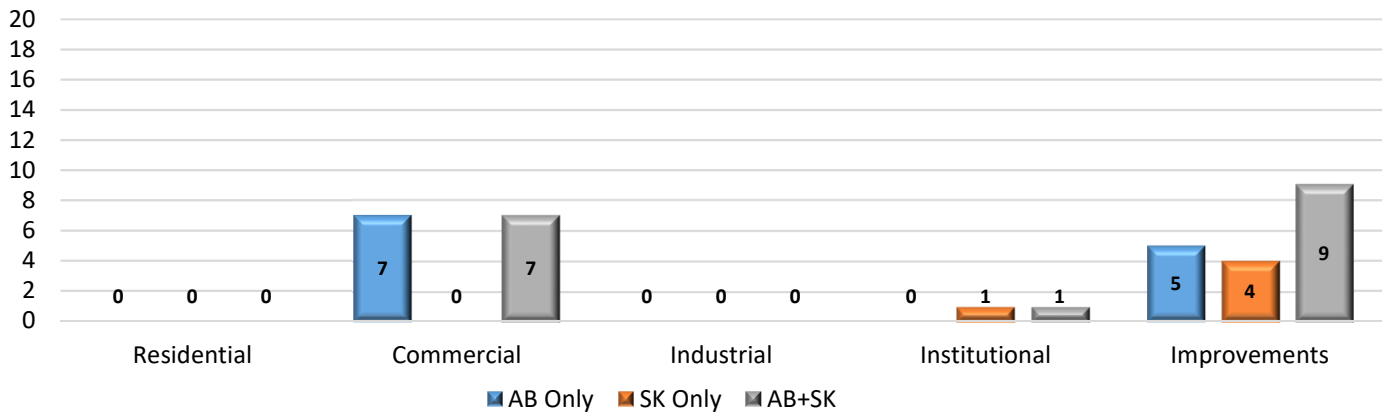
June
Construction Value



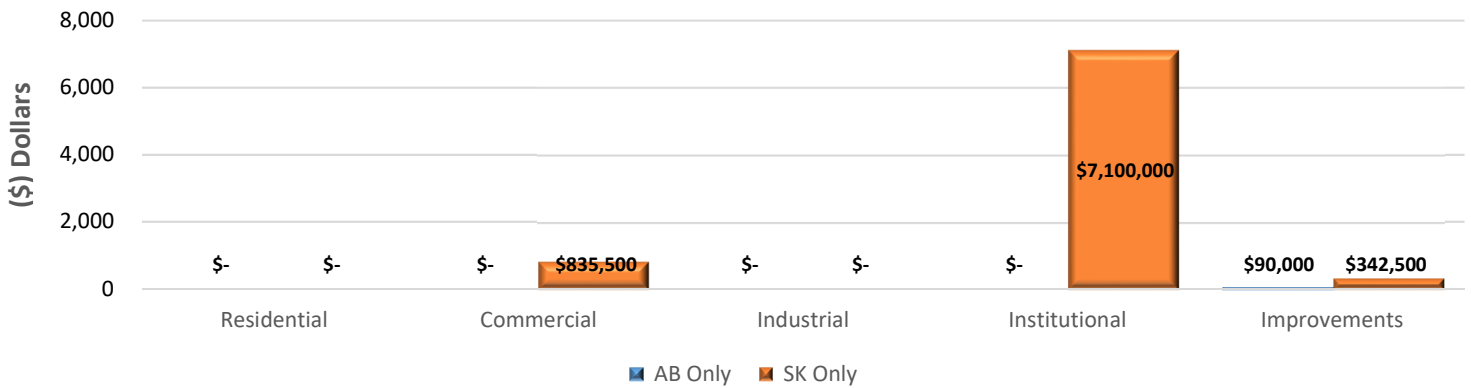
0

New Dwellings
in June

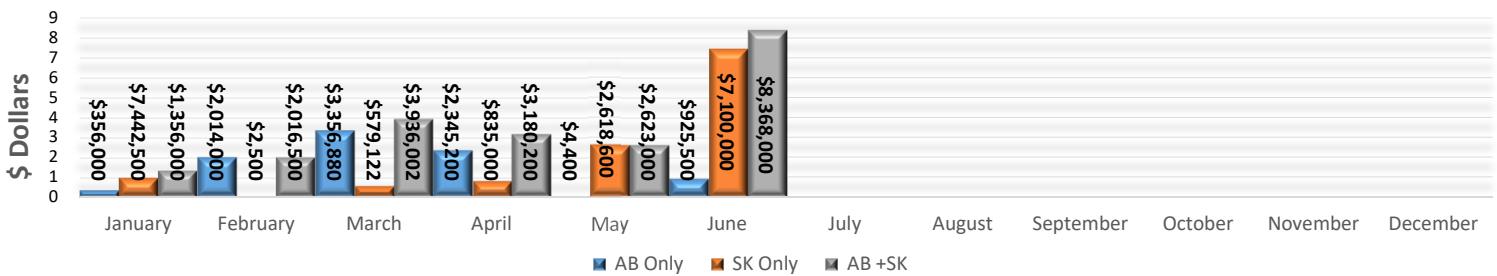
June 2021- Permits Issued



June 2021- Construction Values



2021 Construction Values Total



Year	2017	2018	2019	2020	2021
# of Permits	212	194	151	136	78
Construction Value	\$40,732,618	\$25,090,406	\$25,153,350	\$16,555,494	\$21,479,702
# of New Dwellings	63	38	40	27	16

June 2021 - Permits Issued

Permit Number	Project Information	Type of Work	Construction Value Total	Construction Location	Lot/Block/Plan
AB					
LYDB005821MU	Residential	Renovation - New Roof Trusses	\$35,000.00	5111 36 Street	Lot 14, Plan 5409 RS
LYDB006421MU	Residential	Deck	\$5,000.00	2306 58 Avenue	6 59 012 2025
LYDB006521MU	Residential	Secondary Suite	\$45,000.00	3504 52 Avenue	61 18 162 3085
LYDB007021MU	Residential	Deck	\$4,000.00	5114 27 Street	68 23 852 1257
LYDB007121MU	Residential	Roof over Deck	\$1,000.00	5708 47 Street	5 59 5690 MC
5					
AB TOTAL			\$90,000.00		
LYDB006021MU	Commercial	Renovation	\$40,000.00	3606 50 Avenue	24 X 132 2349
LYDB006321MU	Commercial	Renovation	\$2,000.00	4114 50 Avenue	1-3 3 5690S
LYDB006621MU	Commercial	Renovation	\$3,500.00	5716 44 Street	50 49 152 3922
LYDB006721MU	Commercial	Renovation	\$105,000.00	7003B 44 Street	3 2 982 5313
LYDB007221MU	Commercial	Pergola Addition	\$35,000.00	120 - 8120 44 Street	4 4 152-4195
LYDB006821MU	Commercial	Renovation	\$200,000.00	5405 44 Street	33 8 182 0738
LYDB007421MU	Commercial	Renovation	\$450,000.00	4206 66 Avenue	7B 3 094 1722
7					
AB TOTAL			\$835,500.00		
12					
AB TOTAL			\$925,500.00		
SK					
LYDB005921MU	Institutional	New Construction	\$7,100,000.00	3752 47 Street	7 5 102116225
1					
SK TOTAL			\$7,100,000.00		
LYDB007521MU	Residential	Deck	\$2,500.00	3915 41 Avenue	8 3 102134551
LYDB006921MU	Residential	Basement Development	\$30,000.00	1511 47A Avenue	29 9 102035304
LYDB007321MU	Multi Family	Fire Restoration Renovations	\$250,000.00	2207A 47 Avenue	1-24 Condo Pl 86B04371
LYDB006121MU	Multi Family	Fire Restoration Renovation (2 Units)	\$60,000.00	4424 46 Street	1 35 71B03602
4					
SK TOTAL			\$342,500.00		
5					
SK TOTAL			\$7,442,500.00		

17 PERMITS ISSUED	SK TOTAL	\$7,442,500.00	5 SK PERMITS
	AB TOTAL	\$925,500.00	12 AB PERMITS
	AB + SK TOTAL	\$8,368,000.00	