



LLOYDMINSTER

COMMUNITY PROFILE 2019

Economic Development

 lloydminster.ca/ecdev

 780.871.8330

 economy@lloydminster.ca



Katlin Ducherer

Economic Development Officer

(780) 871-8330

kducherer@lloydminster.ca

Our Story

Lloydminster is a vibrant, young and fast growing community. Truly unique, it is the only city located in two provinces– Alberta and Saskatchewan! Approximately 34,000 people call Lloydminster home. In 2018, a MoneySense ‘Best Places to Live’ report ranks Lloydminster No. 1 in the Wealth and Economy category of all 415 centres included in the report. Lloydminster has also been one of the fastest growing communities in Canada and for the better part of a decade, consistently ranking among the Canadian Federation of Independent Business’s Top 10 entrepreneurial communities.

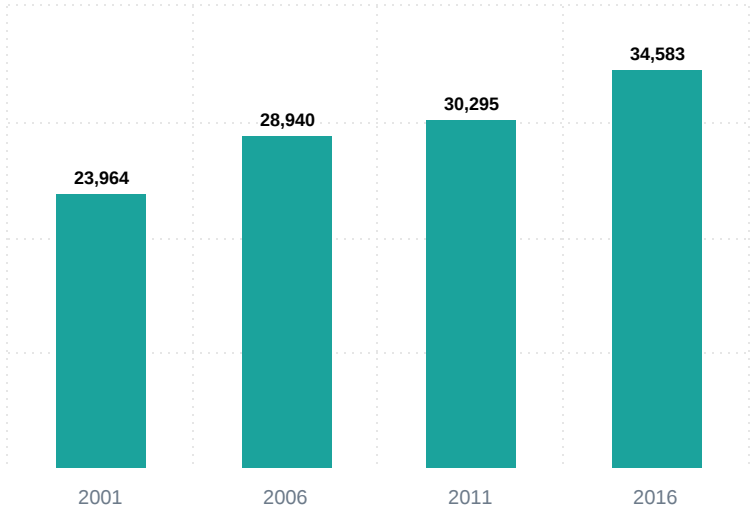


Quick Review

Population is the sum of births plus in-migration, and it signifies the total market size possible in the area. This is an important metric for economic developers to measure their economic health and investment attraction. Businesses also use this as a metric for market size when evaluating startup, expansion or relocation decisions.

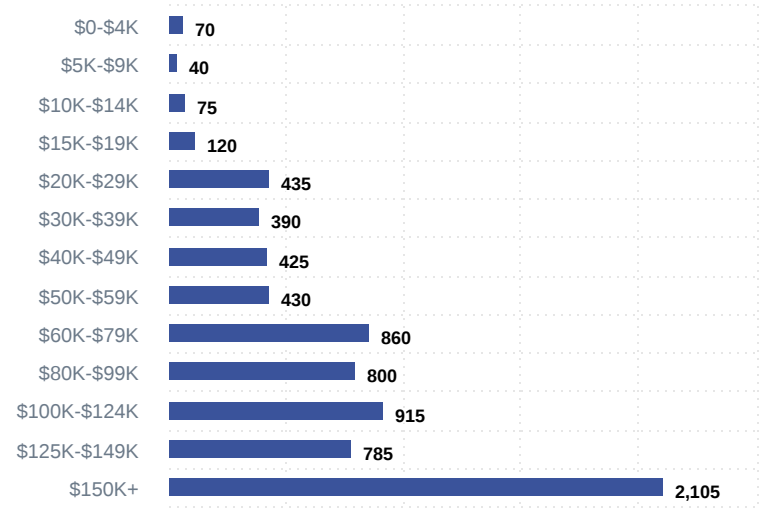
The labour force industries chart illustrates the share of different industries in hiring the labour force from Lloydminster, AB. The largest portion of the pie chart represents the industry considered to be the biggest employer in the municipality.

Population




Powered By Townfolio

Household Income



Powered By Townfolio

Key Metrics

 Total Population
34,583


 Median Household Income
N/A

 Total Number of Visible Minorities
2,335

 Median Age
N/A

Key Metrics

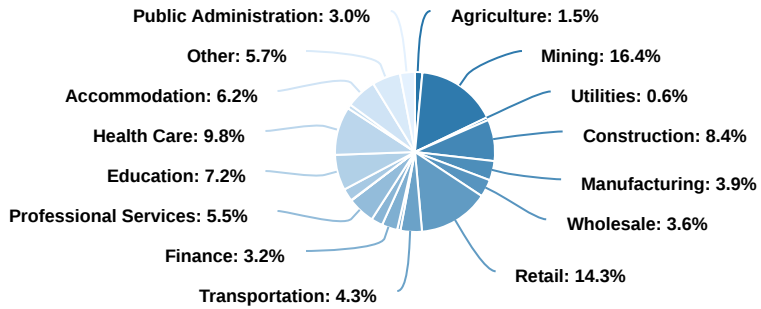
 number of aboriginal population
1,595

 %of Male Population
49.67

 % of Female Population
50.33

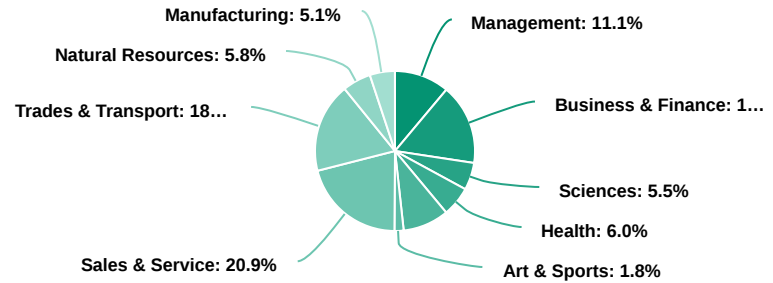
 Largest Age Cohort
Ages 30-34

Labour Force By Industry



Powered By Townfolio

Labour Force By Occupation



Powered By Townfolio

Key Metrics

Total Labour Force
11,115

Employment Rate
67.2%

Largest industry by labour force
Mining

Small industry by labour force
Management

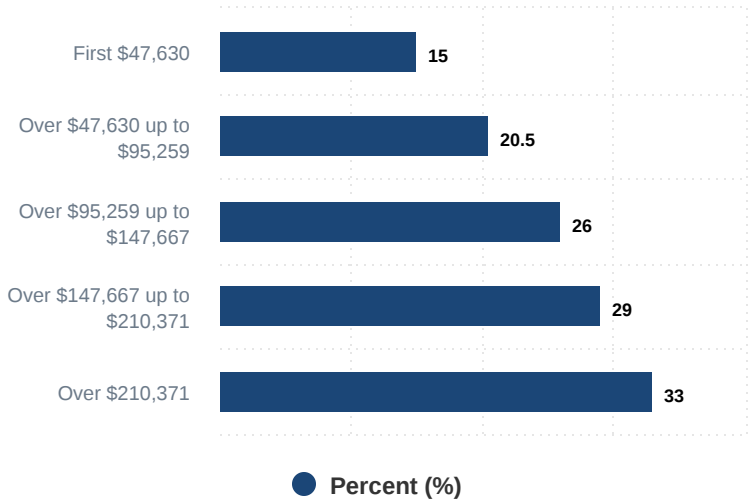
Participation Rate
75.5%

Unemployment Rate
4.4%

Largest industry by occupation
Sales & Service

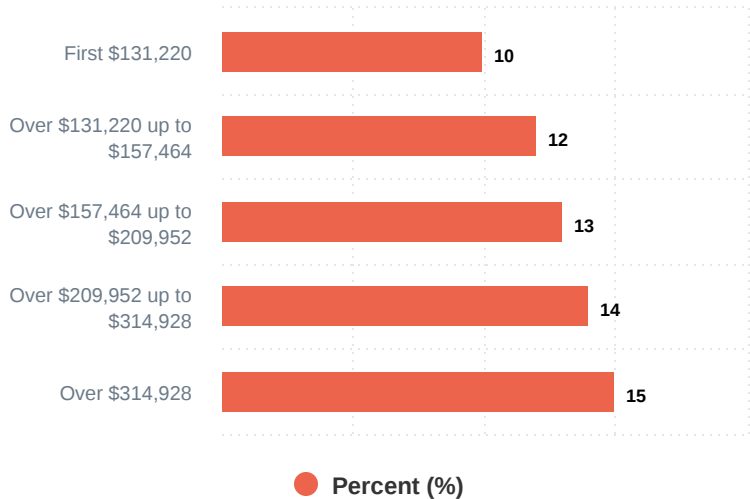
Small industry by occupation
Art & Sports

Federal Personal Income Tax



Powered By Townfolio

Provincial Personal Income Tax



Powered By Townfolio

Key Metrics



Federal General Corporate Tax
15



Federal Small Business Corporate
9



Federal M&P Corporate Tax
15



Federal Investment Corporate Tax
15



Provincial General Corporate Tax
12



Provincial Small Business Corporate
2

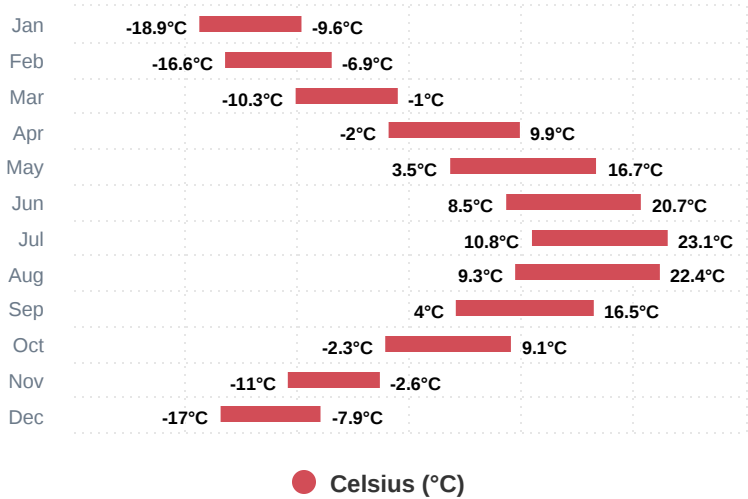


Provincial M&P Corporate Tax
12



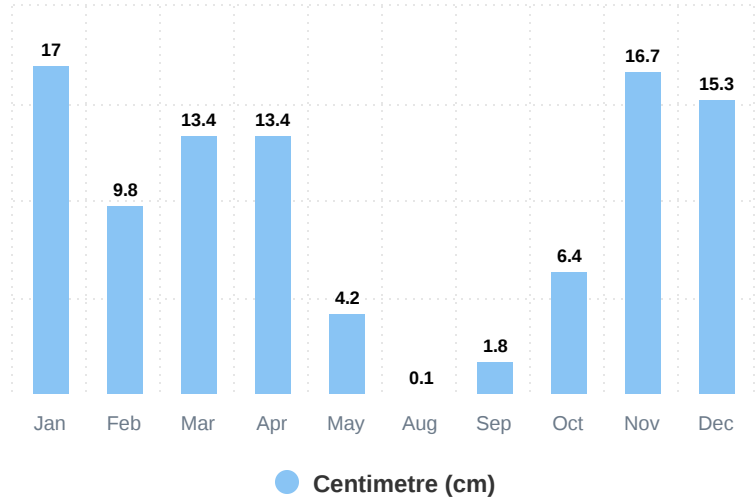
Provincial Investment Corporate Tax
12

Average Temperature



Powered By Townfolio

Average Snowfall



Powered By Townfolio

Key Metrics

Average Yearly Rainfall(mm)
317

Average Yearly Snowfall(cm)
98

Highest Snowfall Month
jan

Highest Rainfall Month
jul

Key Metrics

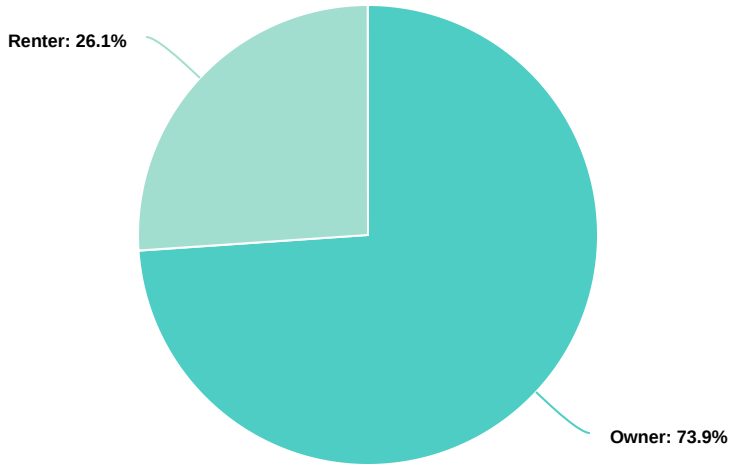
Highest Temperature (Celsius)
23

Lowest Temperature (Celsius)
-19

Most Unpredictable Month
may

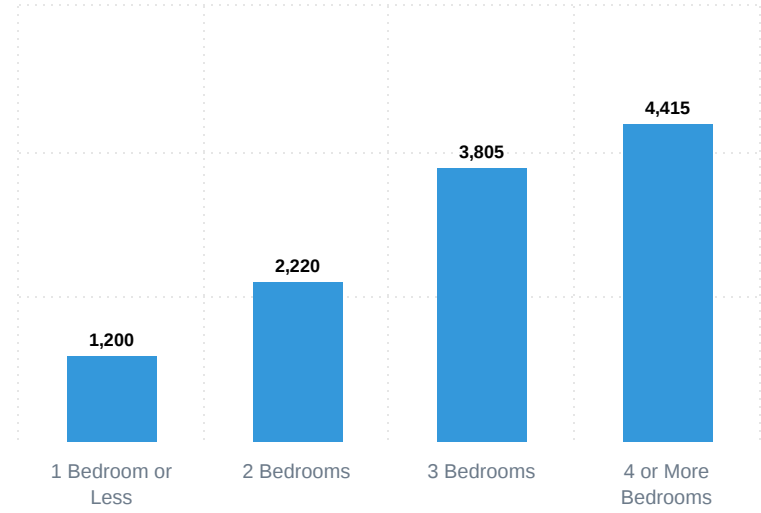
Most Stable Month
nov

Home Ownership



Powered By Townfolio

Dwellings by Bedroom



Powered By Townfolio

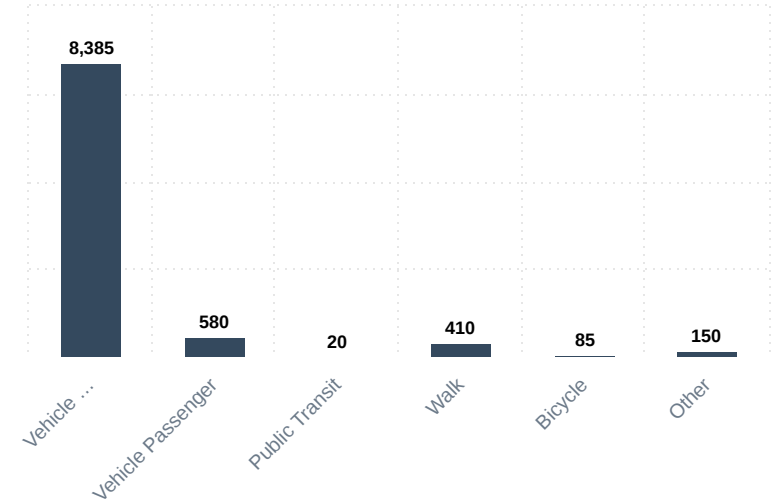
Key Metrics

 <p>Number of Renters 1,940</p>	 <p>Number of Home Owners 5,500</p>
 <p>Most Popular Dwelling Size 4 or More Bedrooms</p>	 <p>Least Popular Dwelling Size 1 Bedroom or Less</p>

Key Metrics

 <p>Average Rents 2016 999</p>	 <p>Housing Prices 2016 387,364</p>
 <p>Construction Period 1,725</p>	 <p>Vacancy Rates 18</p>

Modes of Transportation



Powered By Townfolio

Commute Times



Powered By Townfolio

Key Metrics



Most Used Transportation
Vehicle Driver



Busiest Time On Roads
N/A



Residents Driving Outside Region
315



Residents Driving Outside Province
5,660



Residents Who Work Locally
6,785



Vehicle Drivers
87.07%



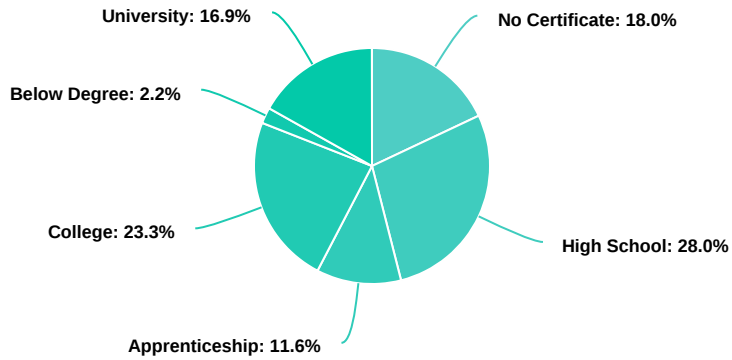
Residents Using Public Transit(%)
0.00%



Residents Using Bicycle(%)
0.88%

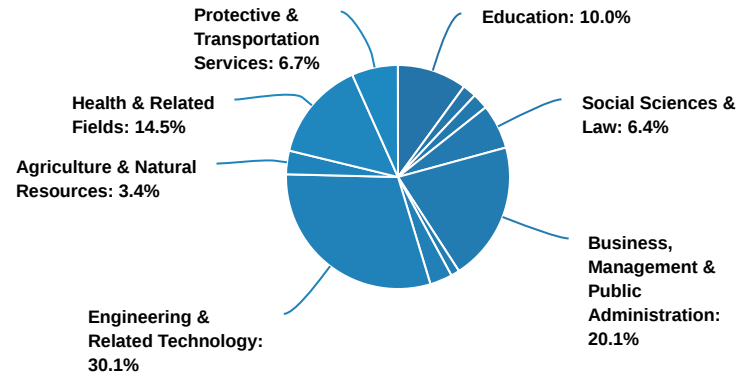
Key Metrics

Education



Powered By Townfolio

Major Field of Study



Powered By Townfolio

Key Metrics

Dominant Level of Education
High School

Most Popular Field of Study
Engineering

Study in Health Field
14.51%

Study in Agriculture Field
3.41%

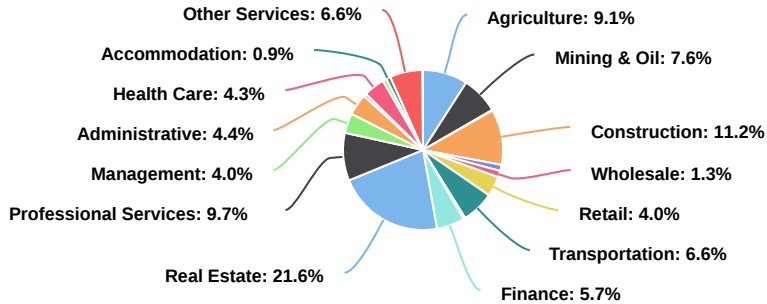
Most Popular Educational Destination
Canada

Least Popular Field of Study
Life Sciences

Study in Mathematics
3.22%

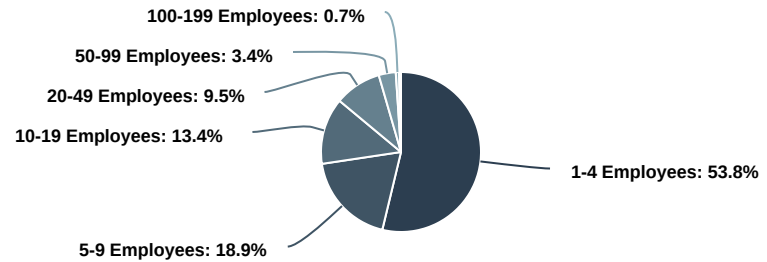
Study in Business
20.09%

Business Industries



Powered By Townfolio

Business Sizes



Powered By Townfolio

Key Metrics



Largest Industry by Business Count
Real Estate



Smallest Industry by Business Count
Utilities



Manufacturing Businesses
24



Real Estate Businesses
416



Most Popular Business Size
1-4 Employees



Least Popular Business Size
200-499 Employees



Health Care Businesses
82



Mining & Oil Businesses
146