

2024 ALBERTA VS. SASKATCHEWAN PERMIT TOTALS

Alberta

	Residential			Prt	Commercial \$	Prt	Industrial \$	Prt	Institutional \$				
	Prt	New Dwelling \$	#							Improvement \$	Garage \$		
January	1	\$630,000.00	1	1	\$13,000.00	1	\$19,000.00	3	\$166,000.00	0	\$0.00	0	\$0.00
February	0	\$0.00		3	\$185,000.00	0	\$0.00	3	\$210,000.00	0	\$0.00	0	\$0.00
March	3	\$1,155,000.00	3	4	\$73,749.00	0	\$0.00	1	\$1,800,000.00	1	\$200,000.00	0	\$0.00
April	4	\$2,085,000.00	4	8	\$132,961.00	1	\$40,000.00	0	\$0.00	0	\$0.00	0	\$0.00
May	3	\$1,470,000.00	3	10	\$136,515.00	0	\$0.00	2	\$773,850.00	2	\$2,340,000.00	0	\$0.00
June	2	\$650,000.00	2	4	\$83,200.00	1	\$50,000.00	0	\$0.00	4	\$5,142,640.00	0	\$0.00
July	6	\$2,455,000.00	6	5	\$1,717,377.00	0	\$0.00	2	\$15,000.00	1	\$130,000.00	2	\$776,950.00
August	1	\$680,000.00	1	5	\$103,556.00	0	\$0.00	3	\$405,000.00	0	\$0.00	0	\$0.00
September	8	\$4,106,000.00	8	6	\$107,890.00	0	\$0.00	1	\$300,000.00	2	\$64,650.00	0	\$0.00
October	3	\$775,000.00	3	0	\$0.00	0	\$0.00	5	\$423,500.00	0	\$0.00	0	\$0.00
November	2	\$950,000.00	2	2	\$22,092.00	0	\$0.00	0	\$0.00	1	\$1,300,000.00	0	\$0.00
December	0	\$0.00	0	0	\$0.00	0	\$0.00	0	\$0.00	0	\$0.00	0	\$0.00
Total	33	\$14,956,000.00	33	48	\$2,575,340.00	3	\$109,000.00	20	\$4,093,350.00	11	\$9,177,290.00	2	\$776,950.00

*AB - September includes 1 basement suite as new dwelling

% of Total Permits	79.05%	79.17%	75.00%
--------------------	--------	--------	--------

Monthly Totals

	Prts	Value \$	Dwell #
January	6	\$828,000.00	1
February	9	\$947,826.00	1
March	10	\$3,231,749.00	3
April	16	\$3,262,961.00	8
May	21	\$4,985,865.00	4
June	15	\$7,680,840.00	4
July	19	\$5,248,408.00	6
August	11	\$4,238,049.00	2
September	22	\$4,786,540.00	9
October	12	\$1,534,100.00	4
November	7	\$3,281,121.00	2
December	0	\$0.00	0
Year To Date	148	\$40,025,459.00	44

Saskatchewan

	Residential			Prt	Commercial \$	Prt	Industrial \$	Prt	Institutional \$				
	Prt	New Dwelling \$	#							Improvement \$	Garage \$		
January	0	\$0.00	0	0	\$0.00	0	\$0.00	0	\$0.00	0	\$0.00	0	\$0.00
February	1	\$360,000.00	1	1	\$25,000.00	0	\$0.00	1	\$167,826.00	0	\$0.00	0	\$0.00
March	0	\$0.00	0	0	\$0.00	0	\$0.00	1	\$3,000.00	0	\$0.00	0	\$0.00
April	2	\$1,000,000.00	4	1	\$5,000.00	0	\$0.00	0	\$0.00	0	\$0.00	0	\$0.00
May	1	\$260,000.00	1	3	\$5,500.00	0	\$0.00	0	\$0.00	0	\$0.00	0	\$0.00
June	2	\$420,000.00	2	1	\$35,000.00	0	\$0.00	1	\$1,300,000.00	0	\$0.00	0	\$0.00
July	0	\$0.00	0	0	\$0.00	1	\$45,000.00	0	\$0.00	0	\$0.00	2	\$109,081.00
August	1	\$240,000.00	1	0	\$0.00	0	\$0.00	0	\$0.00	0	\$0.00	1	\$2,809,493.00
September	1	\$15,000.00	1	3	\$43,000.00	0	\$0.00	1	\$150,000.00	0	\$0.00	0	\$0.00
October	1	\$240,000.00	1	1	\$10,000.00	0	\$0.00	1	\$600.00	0	\$0.00	1	\$85,000.00
November	0	\$0.00	0	1	\$9,029.00	0	\$0.00	1	\$1,000,000.00	0	\$0.00	0	\$0.00
December	0	\$0.00	0	0	\$0.00	0	\$0.00	0	\$0.00	0	\$0.00	0	\$0.00
Total	9	\$2,535,000.00	11	11	\$132,529.00	1	\$45,000.00	5	\$1,321,426.00	1	\$1,300,000.00	4	\$3,003,574.00

*SK - September includes 1 basement suite as a new dwelling

% of Total Permits	20.95%	20.83%	25.00%
--------------------	--------	--------	--------

Total Permits		
Permits	Value \$	Dwellings
6	\$828,000.00	1
6	\$395,000.00	0
9	\$3,228,749.00	3
13	\$2,257,961.00	4
17	\$4,720,365.00	3
11	\$5,925,840.00	2
16	\$5,094,327.00	6
9	\$1,188,556.00	1
17	\$4,578,540.00	8
8	\$1,198,500.00	3
5	\$2,272,092.00	2
0	\$0.00	0
117	\$31,687,930.00	33



7

Permits issued
In November



\$3,281,121

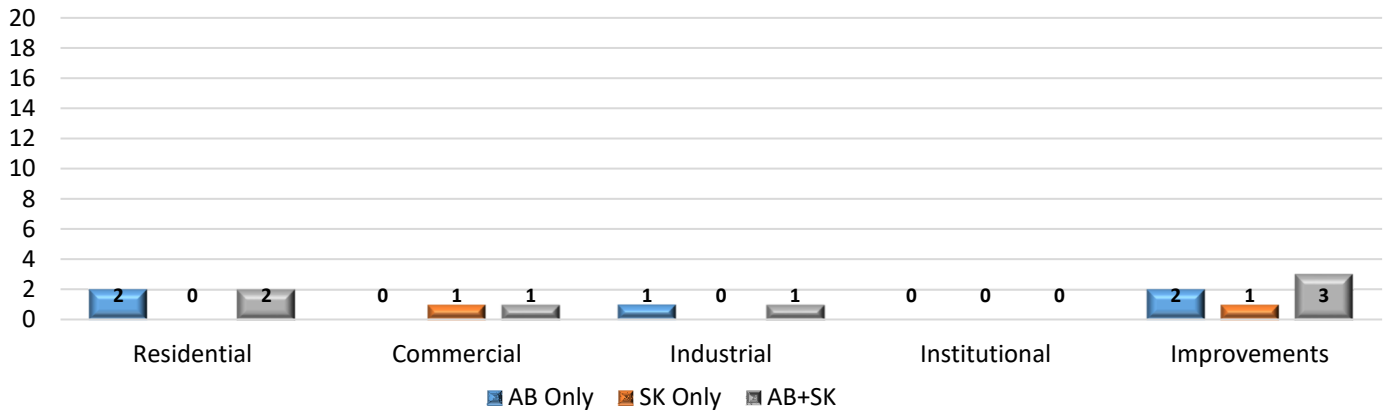
November
Construction Value



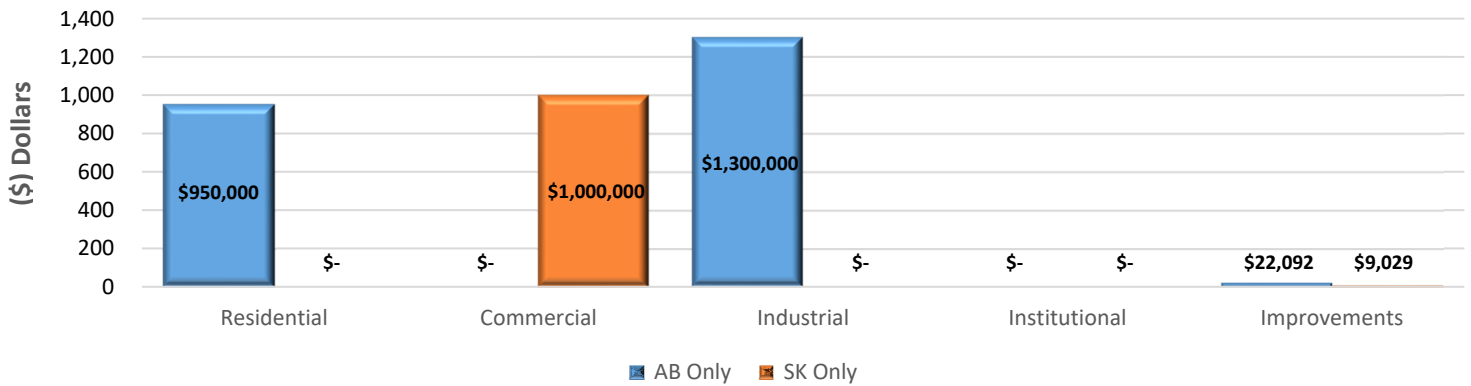
2

New Dwelling Units
issued in November

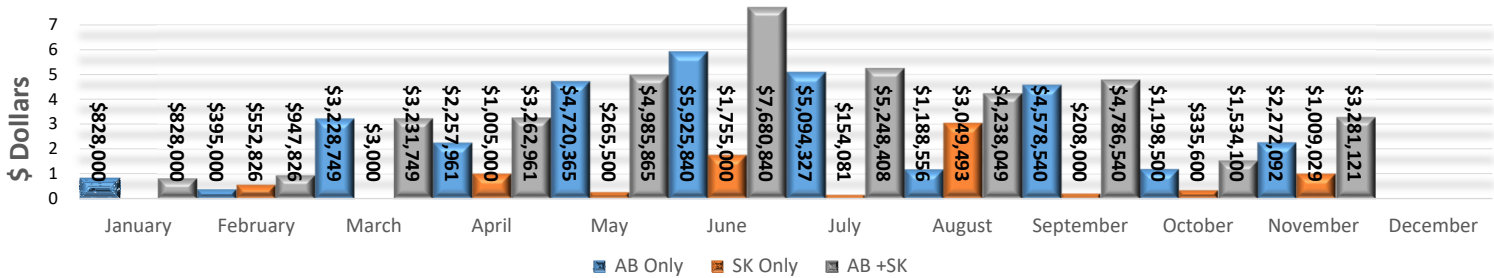
November 2024- Permits Issued



November 2024- Construction Values



2024 Construction Values Total



Year	2020	2021	2022	2023	2024
# of Permits	149	189	170	123	148
Construction Value	\$22,079,877	\$71,663,690	\$65,564,682	\$120,000,004	\$40,025,459
# of New Dwellings	28	32	125	22	44

November 2024 - Permits Issued

Permit Number	Project Information	Type of Work	Construction Value Total	Construction Location	Lot/Block/Plan
AB					
LYDB015224MU	Residential	Renovation	\$ 10,000.00	3404 57A Avenue	3 36 792 2747
LYDB015424MU	Residential	Solar Panels	\$ 12,092.00	1711 59B Avenue	12 11 132 4033
AB	2		\$22,092.00		
LYDB014624MU	Residential	New Dwelling	\$ 550,000.00	1804 60A Ave Close	30 13 222 1544
LYDB015524MU	Residential	New Dwelling	\$ 400,000.00	6024 20 Street	5 35 242 1180
AB	2		\$950,000.00		
LYDB013824MU	Industrial	New Construction	\$ 1,300,000.00	5007 65 Street	9 5 782 0790
AB	1		\$1,300,000.00		
	5	AB TOTAL	\$2,272,092.00		
SK					
LYDB015124MU	Commercial	New Construction	\$ 1,000,000.00	4401 49 Avenue	42 8 102423114
SK	1		\$1,000,000.00		
LYDB015324MU	Residential	Solar Panels	\$ 9,029.00	2611 44 Avenue	74 7 01B14941
SK	1		\$9,029.00		
	2	SK TOTAL	\$1,009,029.00		
7 PERMITS ISSUED		SK TOTAL	\$1,009,029.00	SK PERMITS	0 New SK Dwelling Units
		AB TOTAL	\$2,272,092.00	AB PERMITS	2 New AB Dwelling Units
		AB + SK TOTAL	\$3,281,121.00		