



## 2023 ALBERTA VS. SASKATCHEWAN PERMIT TOTALS

### Alberta

	Residential			Prt	Commercial \$	Prt	Industrial \$	Prt	Institutional \$				
	Prt	New Dwelling \$	#							Improvement \$	Garage \$		
January	1	\$630,000.00	1	1	\$13,000.00	1	\$19,000.00	3	\$166,000.00	0	\$0.00	0	\$0.00
February	0	\$0.00		3	\$185,000.00	0	\$0.00	3	\$210,000.00	0	\$0.00	0	\$0.00
March	0	\$0.00	0	0	\$0.00	0	\$0.00	0	\$0.00	0	\$0.00	0	\$0.00
April	0	\$0.00	0	0	\$0.00	0	\$0.00	0	\$0.00	0	\$0.00	0	\$0.00
May	0	\$0.00	0	0	\$0.00	0	\$0.00	0	\$0.00	0	\$0.00	0	\$0.00
June	0	\$0.00	0	0	\$0.00	0	\$0.00	0	\$0.00	0	\$0.00	0	\$0.00
July	0	\$0.00	0	0	\$0.00	0	\$0.00	0	\$0.00	0	\$0.00	0	\$0.00
August	0	\$0.00	0	0	\$0.00	0	\$0.00	0	\$0.00	0	\$0.00	0	\$0.00
September	0	\$0.00	0	0	\$0.00	0	\$0.00	0	\$0.00	0	\$0.00	0	\$0.00
October	0	\$0.00	0	0	\$0.00	0	\$0.00	0	\$0.00	0	\$0.00	0	\$0.00
November	0	\$0.00	0	0	\$0.00	0	\$0.00	0	\$0.00	0	\$0.00	0	\$0.00
December	0	\$0.00	0	0	\$0.00	0	\$0.00	0	\$0.00	0	\$0.00	0	\$0.00
<b>Total</b>	<b>1</b>	<b>\$630,000.00</b>	<b>1</b>	<b>4</b>	<b>\$198,000.00</b>	<b>1</b>	<b>\$19,000.00</b>	<b>6</b>	<b>\$376,000.00</b>	<b>0</b>	<b>\$0.00</b>	<b>0</b>	<b>\$0.00</b>

Total Permits		
Permits	Value \$	Dwellings
6	\$828,000.00	1
6	\$395,000.00	0
0	\$0.00	0
0	\$0.00	0
0	\$0.00	0
0	\$0.00	0
0	\$0.00	0
0	\$0.00	0
0	\$0.00	0
0	\$0.00	0
0	\$0.00	0
0	\$0.00	0
0	\$0.00	0
0	\$0.00	0
0	\$0.00	0
<b>12</b>	<b>\$1,223,000.00</b>	<b>1</b>

% of Total Permits      80.00%      68.87%      50.00%

### Monthly Totals

	Prts	Value \$	Dwell #
January	6	\$828,000.00	1
February	9	\$947,826.00	1
March	0	\$0.00	0
April	0	\$0.00	0
May	0	\$0.00	0
June	0	\$0.00	0
July	0	\$0.00	0
August	0	\$0.00	0
September	0	\$0.00	0
October	0	\$0.00	0
November	0	\$0.00	0
December	0	\$0.00	0
<b>Year To Date</b>	<b>15</b>	<b>\$1,775,826.00</b>	<b>2</b>

### Saskatchewan

	Residential			Prt	Commercial \$	Prt	Industrial \$	Prt	Institutional \$				
	Prt	New Dwelling \$	#							Improvement \$	Garage \$		
January	0	\$0.00	0	0	\$0.00	0	\$0.00	0	\$0.00	0	\$0.00	0	\$0.00
February	1	\$360,000.00	1	1	\$25,000.00	0	\$0.00	1	\$167,826.00	0	\$0.00	0	\$0.00
March	0	\$0.00	0	0	\$0.00	0	\$0.00	0	\$0.00	0	\$0.00	0	\$0.00
April	0	\$0.00	0	0	\$0.00	0	\$0.00	0	\$0.00	0	\$0.00	0	\$0.00
May	0	\$0.00	0	0	\$0.00	0	\$0.00	0	\$0.00	0	\$0.00	0	\$0.00
June	0	\$0.00	0	0	\$0.00	0	\$0.00	0	\$0.00	0	\$0.00	0	\$0.00
July	0	\$0.00	0	0	\$0.00	0	\$0.00	0	\$0.00	0	\$0.00	0	\$0.00
August	0	\$0.00	0	0	\$0.00	0	\$0.00	0	\$0.00	0	\$0.00	0	\$0.00
September	0	\$0.00	0	0	\$0.00	0	\$0.00	0	\$0.00	0	\$0.00	0	\$0.00
October	0	\$0.00	0	0	\$0.00	0	\$0.00	0	\$0.00	0	\$0.00	0	\$0.00
November	0	\$0.00	0	0	\$0.00	0	\$0.00	0	\$0.00	0	\$0.00	0	\$0.00
December	0	\$0.00	0	0	\$0.00	0	\$0.00	0	\$0.00	0	\$0.00	0	\$0.00
<b>Total</b>	<b>1</b>	<b>\$360,000.00</b>	<b>1</b>	<b>1</b>	<b>\$25,000.00</b>	<b>0</b>	<b>\$0.00</b>	<b>1</b>	<b>\$167,826.00</b>	<b>0</b>	<b>\$0.00</b>	<b>0</b>	<b>\$0.00</b>

Total Permits		
Permits	Value \$	Dwellings
0	\$0.00	0
3	\$552,826.00	1
0	\$0.00	0
0	\$0.00	0
0	\$0.00	0
0	\$0.00	0
0	\$0.00	0
0	\$0.00	0
0	\$0.00	0
0	\$0.00	0
0	\$0.00	0
0	\$0.00	0
0	\$0.00	0
0	\$0.00	0
<b>3</b>	<b>\$552,826.00</b>	<b>1</b>

% of Total Permits      20.00%      31.13%      50.00%



9

Permits issued  
In February



\$947,826

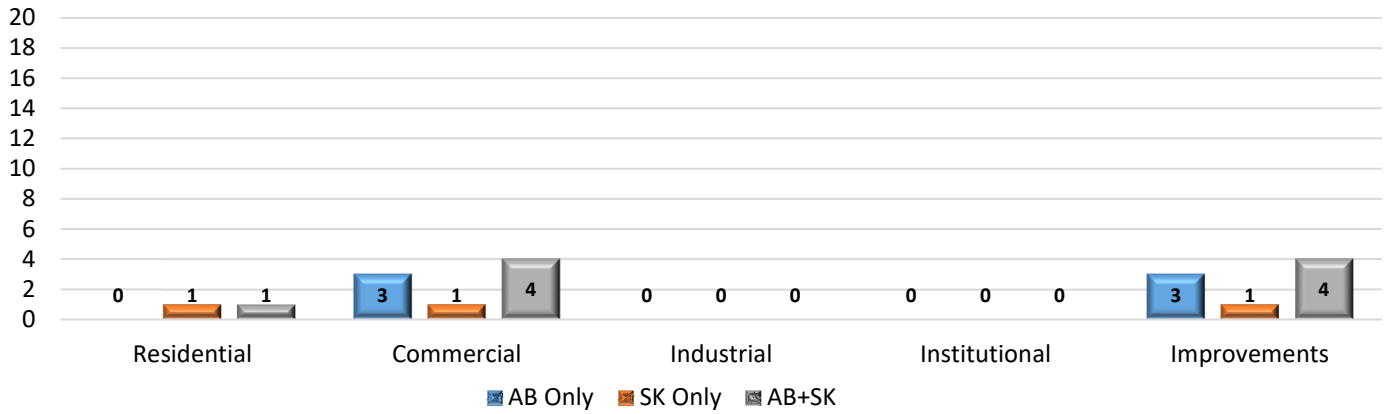
February  
Construction Value



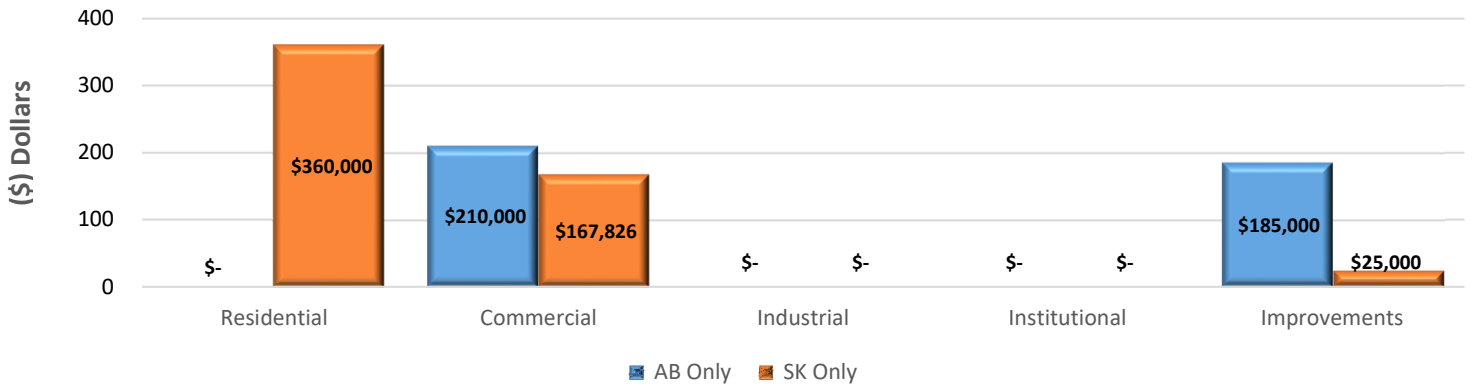
1

New Dwelling Units  
issued in February

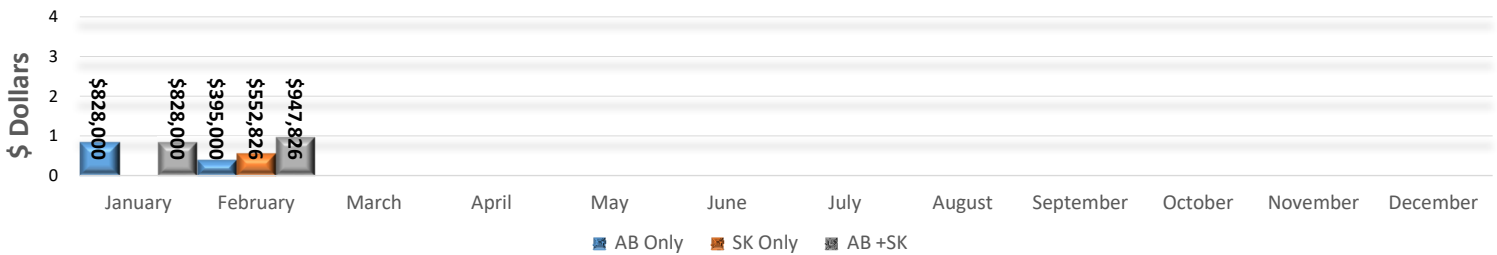
### February 2024- Permits Issued



### February 2024- Construction Values



### 2024 Construction Values Total



Year	2020	2021	2022	2023	2024
# of Permits	149	189	170	11	15
Construction Value	\$22,079,877	\$71,663,690	\$65,564,682	\$6,960,150	\$1,775,826
# of New Dwellings	28	32	125	2	2

## February 2024 - Permits Issued

Permit Number	Project Information	Type of Work	Construction Value Total	Construction Location	Lot/Block/Plan
<b>AB</b>					
LYDB010123MU	Residential	Basement Development	\$40,000.00	2113 57C Ave	65 2 122 1563
LYDB000724MU	Residential	Basement Development	\$45,000.00	5523 37 Street	9 71 3021 TR
LYDB012723MU	Residential	Addition/ Renovation	\$100,000.00	5309 48 Street	15-WT- 16 18 3460Q
<b>AB</b>		<b>3</b>		<b>\$185,000.00</b>	
LYDB000824MU	Commercial	Leasehold Improvement	\$75,000.00	101-1724 50 Ave	Unit 2, Condo Pl, 082 7444
LYDB000924MU	Commercial	Leasehold Improvement	\$125,000.00	5627 44 Street	C-WTD 3752 HW
LYDB001524MU	Commercial	Renovation	\$10,000.00	5211 44 Street	G 902 2963
<b>AB</b>		<b>3</b>		<b>\$210,000.00</b>	
		<b>6</b>		<b>AB TOTAL</b>	
			<b>\$395,000.00</b>		
<b>SK</b>					
LYDB000624MU	Residential	New Construction	\$360,000.00	4611 20 Street	5 10 101903060
<b>SK</b>		<b>1</b>		<b>\$360,000.00</b>	
LYDB001324MU	Residential	Basement Development	\$25,000.00	4609 16 Street	35 9 102195839
<b>SK</b>		<b>1</b>		<b>\$25,000.00</b>	
LYDB001124MU	Commercial	Leasehold Improvement	\$167,826.00	3910 41 Street	14 5 102084454
<b>SK</b>		<b>1</b>		<b>\$167,826.00</b>	
		<b>3</b>		<b>SK TOTAL</b>	
			<b>\$552,826.00</b>		
<b>9 PERMITS ISSUED</b>		<b>SK TOTAL</b>		<b>\$552,826.00</b>	<b>SK PERMITS</b>
		<b>AB TOTAL</b>		<b>\$395,000.00</b>	<b>AB PERMITS</b>
		<b>AB + SK TOTAL</b>		<b>\$947,826.00</b>	
					<b>1 New SK Dwelling Units</b>
					<b>0 New AB Dwelling Units</b>