

# City of Lloydminster 2018 Building Statistics

## Year To Date

Month	Commercial				Industrial				Institutional				Residential												Permit Total															
	New	Prt.	Improvement	Prt.	New	Prt.	Improvement	Prt.	New	Prt.	Improvement	Prt.	New Single Det.	#	Prt.	Semi-Detached	#	Prt.	Mobile Home	#	Prt.	New Apartment	#	Prt.	New Rowhouse	#	Prt.	New Townhouse	#	Prt.	Improvement	Prt.	Garage	# of Dwellings	Prts.	Value (\$)				
January	\$0.00	0	\$335,000.00	4	\$0.00	0	\$512,000.00	2	\$0.00	0	\$0.00	0	\$1,825,866.00	8	32	\$9,756,000.00	32	0	\$0.00	0	0	\$0.00	0	0	\$0.00	0	0	\$0.00	0	0	\$0.00	0	8	\$90,000.00	0	\$0.00	1	13	\$605,000.00	
February	\$0.00	0	\$129,000.00	2	\$0.00	0	\$0.00	0	\$0.00	0	\$0.00	0	\$1,234,000.00	4	0	\$0.00	0	0	\$0.00	0	0	\$0.00	0	0	\$0.00	0	0	\$0.00	0	0	\$0.00	0	6	\$209,500.00	0	\$0.00	4	12	\$1,572,500.00	
March	\$400,000.00	1	\$675,900.00	5	\$0.00	0	\$0.00	0	\$0.00	0	\$540,000.00	2	0	\$0.00	0	\$0.00	0	0	\$0.00	0	0	\$0.00	0	0	\$0.00	0	0	\$0.00	0	0	\$0.00	0	4	\$16,000.00	0	\$0.00	0	12	\$1,631,900.00	
April	\$0.00	0	\$582,447.00	2	\$0.00	0	\$0.00	0	\$0.00	0	\$0.00	0	\$1,365,000.00	4	0	\$0.00	0	0	\$0.00	0	0	\$0.00	0	0	\$0.00	0	0	\$0.00	0	0	\$0.00	0	5	\$42,000.00	0	\$0.00	4	11	\$1,989,447.00	
May	\$0.00	0	\$280,000.00	1	\$0.00	0	\$0.00	0	\$0.00	0	\$0.00	0	\$1,425,000.00	5	0	\$0.00	0	0	\$0.00	0	0	\$0.00	0	0	\$0.00	0	0	\$0.00	0	0	\$0.00	0	10	\$184,500.00	0	\$0.00	5	17	\$2,028,500.00	
June	\$0.00	0	\$285,300.00	4	\$0.00	0	\$12,000.00	1	\$0.00	0	\$101,400.00	1	8	\$2,430,000.00	8	0	\$0.00	0	0	\$0.00	0	0	\$0.00	0	0	\$0.00	0	0	\$0.00	0	0	\$0.00	0	17	\$103,300.00	0	\$0.00	8	31	\$2,932,000.00
July	\$0.00	0	\$1,073,660.00	3	\$0.00	0	\$0.00	0	\$0.00	0	\$617,000.00	3	3	\$1,062,000.00	3	0	\$0.00	0	0	\$0.00	0	0	\$0.00	0	0	\$0.00	0	0	\$0.00	0	14	\$333,900.00	2	\$47,000.00	3	25	\$3,133,560.00			
August	\$1,123,795.00	3	\$427,000.00	4	\$0.00	0	\$0.00	0	\$0.00	0	\$430,000.00	1	2	\$485,000.00	2	0	\$0.00	0	0	\$0.00	0	0	\$0.00	0	0	\$0.00	0	0	\$0.00	0	11	\$137,200.00	1	\$25,000.00	2	22	\$2,627,995.00			
September	\$0.00	0	\$509,538.00	4	\$0.00	0	\$0.00	0	\$0.00	0	\$0.00	0	1	\$400,000.00	1	0	\$0.00	0	0	\$0.00	0	0	\$0.00	0	0	\$0.00	0	0	\$0.00	0	0	\$0.00	0	9	\$283,800.00	0	\$0.00	1	14	\$1,173,338.00
October	\$0.00	0	\$601,200.00	6	\$0.00	0	\$500,000.00	1	\$0.00	0	\$0.00	0	4	\$1,175,000.00	4	0	\$0.00	0	0	\$0.00	0	0	\$0.00	0	0	\$0.00	0	0	\$0.00	0	4	\$183,500.00	0	\$0.00	4	15	\$2,459,700.00			
November	\$0.00	0	\$0.00	0	\$0.00	0	\$0.00	0	\$0.00	0	\$0.00	0	0	\$0.00	0	0	\$0.00	0	0	\$0.00	0	0	\$0.00	0	0	\$0.00	0	0	\$0.00	0	0	\$0.00	0	0	0	0	\$0.00			
December	\$0.00	0	\$0.00	0	\$0.00	0	\$0.00	0	\$0.00	0	\$0.00	0	0	\$0.00	0	0	\$0.00	0	0	\$0.00	0	0	\$0.00	0	0	\$0.00	0	0	\$0.00	0	0	\$0.00	0	0	0	0	\$0.00			
<b>Totals</b>	<b>\$1,523,795.00</b>	<b>4</b>	<b>\$4,899,045.00</b>	<b>35</b>	<b>\$0.00</b>	<b>0</b>	<b>\$512,000.00</b>	<b>2</b>	<b>\$0.00</b>	<b>0</b>	<b>\$1,825,866.00</b>	<b>8</b>	<b>32</b>	<b>\$9,756,000.00</b>	<b>32</b>	<b>0</b>	<b>\$0.00</b>	<b>0</b>	<b>\$0.00</b>	<b>0</b>	<b>0</b>	<b>\$0.00</b>	<b>0</b>	<b>0</b>	<b>\$0.00</b>	<b>0</b>	<b>0</b>	<b>\$0.00</b>	<b>0</b>	<b>88</b>	<b>\$1,563,700.00</b>	<b>3</b>	<b>\$72,000.00</b>	<b>32</b>	<b>172</b>	<b>\$20,152,406.00</b>				

## Year To Year Totals

Year	Commercial				Industrial				Institutional				Residential												Permit Total												
	New	Prt.	Improvement	Prt.	New	Prt.	Improvement	Prt.	New	Prt.	Improvement	Prt.	New Single Det.	#	Prt.	Semi-Detached	#	Prt.	Mobile Home	#	Prt.	New Apartment	#	Prt.	New Rowhouse	#	Prt.	New Townhouse	#	Prt.	Improvement	Prt.	Garage	# of Dwellings	Prts.	Value (\$)	
2018	\$1,523,795.00	4	\$4,899,045.00	35	\$0.00	0	\$512,000.00	2	\$0.00	0	\$1,825,866.00	8	32	\$9,756,000.00	32	0	\$0.00	0	\$0.00	0	0	\$0.00	0	0	\$0.00	0	0	\$0.00	0	88	\$1,563,700.00	3	\$72,000.00	32	172	\$20,152,406.00	
2017	\$10,848,000.00	5	\$6,812,660.00	46	\$1,850,000.00	2	\$476,098.15	5	\$674,000.00	1	\$760,000.00	2	51	\$16,321,900.00	51	0	\$0.00	0	\$0.00	0	0	\$0.00	0	0	\$1,545,000.00	8	1	\$465,000.00	4	89	\$1,020,460.00	6	\$121,500.00	63	212	\$40,732,618.15	
2016	\$4,858,293.00	7	\$5,887,433.00	35	\$2,400,000.00	5	\$384,000.00	5	\$0.00	0	\$4,580,000.00	3	51	\$16,125,057.00	51	0	\$0.00	0	\$85,000.00	1	0	\$0.00	0	1	\$860,000.00	6	0	\$0.00	0	141	\$1,629,521.00	8	\$175,452.00	58	257	\$36,784,756.00	
2015	\$36,380,121.00	27	\$12,764,942.00	50	\$9,579,783.00	7	\$450,030.00	3	\$0.00	0	\$14,492,183.00	6	107	\$36,733,688.00	107	0	\$0.00	0	\$0.00	0	0	\$0.00	0	1	\$1,000,000.00	9	2	\$1,200,000.00	8	172	\$6,414,697.61	12	\$255,000.00	124	375	\$119,270,424.61	
2014	\$36,105,414.00	17	\$8,760,278.00	37	\$19,218,290.50	11	\$1,217,000.00	3	\$90,000.00	1	\$3,294,000.00	4	254	\$68,331,474.00	245	0	\$0.00	0	\$372,000.00	3	6	\$25,358,000.00	300	2	\$1,400,000.00	16	9	\$4,137,218.00	36	217	\$4,247,205.00	44	\$204,000.00	600	599	\$172,734,879.50	
2013	\$56,345,014.42	15	\$16,718,307.00	52	\$21,371,379.00	17	\$2,985,404.00	10	\$9,000,000.00	1	\$657,651.00	7	241	\$64,885,874.00	245	0	\$0.00	0	\$404,000.00	3	0	\$0.00	0	28	\$13,756,506.00	132	1	\$600,367.00	4	199	\$1,440,943.87	11	\$243,716.00	384	585	\$188,409,162.29	
2012	\$10,380,900.00	11	\$6,739,590.00	44	\$13,130,000.00	15	\$7,473,610.00	14	\$45,981,995.00	7	\$1,331,847.00	7	253	\$65,842,990.00	253	0	\$0.00	0	\$800,000.00	8	5	\$21,400,000.00	206	24	\$13,504,107.00	115	1	\$524,077.00	4	182	\$1,377,717.00	12	\$285,301.00	586	583	\$188,772,134.00	
2011	\$11,167,059.00	17	\$7,150,574.00	42	\$25,931,706.00	27	\$521,500.00	4	\$57,541,220.00	10	\$1,210,229.00	6	234	\$59,614,276.00	234	0	\$0.00	0	\$1,004,151.00	8	1	\$4,095,000.00	63	6	\$6,822,325.00	50	3	\$3,643,000.00	18	198	\$1,314,344.00	22	\$310,188.00	373	578	\$180,325,572.00	
2010	\$26,663,773.00	10	\$6,615,408.00	56	\$19,983,378.00	9	\$1,068,065.00	6	\$118,000.00	3	\$6,230,023.00	12	180	\$44,756,679.00	180	1	\$435,000.00	2	5	\$641,630.00	5	0	\$0.00	0	1	\$965,000.00	5	3	\$2,684,775.00	27	238	\$2,016,103.00	22	\$286,381.00	219	546	\$112,464,215.00
2009	\$6,953,000.00	6	\$12,225,290.00	31	\$12,225,290.00	1	\$975,000.00	1	\$1,363,000.00	2	\$1,160,800.00	4	81	\$18,016,975.00	81	0	\$0.00	0	\$660,000.00	6	1	\$3,600,000.00	24	0	\$0.00	0	1	\$471,590.00	3	230	\$1,832,793.00	24	\$366,355.00	114	383	\$47,738,303.00	
2008	\$8,229,810.00	15	\$8,097,150.00	45	\$5,188,909.00	6	\$329,820.00	2	\$0.00	0	\$3,857,184.00	9	142	\$33,857,028.73	142	0	\$0.00	0	\$131,000.00	1	5	\$24,822,011.00	181	3	\$1,901,920.00	14	2	\$7,355,260.00	42	267	\$2,408,840.00	5	\$76,620.00	380	502	\$96,055,552.73	
2007	\$21,023,000.00	13	\$13,405,400.00	45	\$5,330,000.00	9	\$4,698,100.00	10	\$0.00	0	\$2,840,421.00	7	254	\$53,675,345.27	254	0	\$0.00	0	\$0.00	0	0	\$8,700,000.00	65	3	\$5,787,318.27	65	0	\$0.00	0	283	\$2,202,077.86	41	\$469,109.03	386	669	\$118,627,261.43	
2006	\$5,541,130.00	10	\$7,284,085.24	35	\$9,916,754.50	14	\$739,000.00	6	\$6,591,758.60	3	\$8,900,517.00	5	260	\$15,505,457.27	260	4	1,052,773.00	2	0	\$0.00	0	8	\$10,642,100.00	139	1	\$7,537,500.00	75	185	\$4,227,143.23	29	\$407,850.00	494	562	\$116,194,068.84			
2005	\$12,221,000.00	5	\$4,754,800.00	32	\$15,569,701.00	19	\$2,110,245.00	12	\$26,847,000.00	2	\$1,485,500.00	4	262	\$40,347,884.00	262	1	2,288,000.00	22	0	\$0.00	0	5	\$10,967,000.00	158	3	\$4,480,000.00	62	0	\$0.00	0	129	\$1,210,745.00	31	\$252,902.00	504	505	\$122,534,777.00
2004	\$10,203,005.00	19	\$3,015,208.05	43	\$7,521,914.00	17	\$756,775.00	7	\$275,000.00	1	\$676,100.00	3	264	\$35,503,300.00	264	0	\$0.00	0	\$0.00	0	2	\$10,800,000.00	98	0	\$0.00	0	1	\$1,800,000.00	36	96	\$1,078,050.00	33	\$326,308.00	398	486	\$71,955,660.05	
2003	\$7,177,500.00	10	\$6,229,928.00	38	\$1,095,525.00	7	\$65,155.32	9	\$0.00	0	\$113,487.00	5	197	\$23,615,800.00	197	0	\$0.00	0	\$110,000.00	2	0																

## 2018 ALBERTA VS. SASKATCHEWAN PERMIT TOTALS

### Alberta

	Residential			Prt	Improvement \$	Prt	Garage \$	Prt	Commercial \$	Prt	Industrial \$	Prt	Institutional \$
	Prt	New Dwelling \$	#										
January	0	\$0.00	0	3	\$55,000.00	0	\$0.00	3	\$295,000.00	0	\$0.00	0	\$0.00
February	3	\$1,079,000.00	3	3	\$96,000.00	0	\$0.00	2	\$129,000.00	0	\$0.00	0	\$0.00
March	0	\$0.00	0	4	\$16,000.00	0	\$0.00	6	\$1,075,900.00	0	\$0.00	1	\$40,000.00
April	3	\$1,140,000.00	3	1	\$20,000.00	0	\$0.00	2	\$582,447.00	0	\$0.00	0	\$0.00
May	2	\$560,000.00	2	6	\$16,500.00	0	\$0.00	1	\$280,000.00	0	\$0.00	0	\$0.00
June	7	\$2,255,000.00	7	10	\$63,300.00	0	\$0.00	3	\$181,000.00	1	\$12,000.00	1	\$101,400.00
July	3	\$1,062,000.00	3	11	\$315,500.00	0	\$0.00	2	\$223,660.00	0	\$0.00	2	\$17,000.00
August	2	\$485,000.00	2	7	\$38,700.00	0	\$0.00	6	\$1,178,000.00	0	\$0.00	1	\$430,000.00
September	1	\$400,000.00	1	7	\$240,800.00	0	\$0.00	3	\$409,538.00	0	\$0.00	0	\$0.00
October	3	\$955,000.00	3	3	\$43,500.00	0	\$0.00	6	\$601,200.00	0	\$0.00	0	\$0.00
November	0	\$0.00	0	0	\$0.00	0	\$0.00	0	\$0.00	0	\$0.00	0	\$0.00
December	0	\$0.00	0	0	\$0.00	0	\$0.00	0	\$0.00	0	\$0.00	0	\$0.00
<b>Total</b>	<b>24</b>	<b>\$7,936,000.00</b>	<b>24</b>	<b>55</b>	<b>\$905,300.00</b>	<b>0</b>	<b>\$0.00</b>	<b>34</b>	<b>\$4,955,745.00</b>	<b>1</b>	<b>\$12,000.00</b>	<b>5</b>	<b>\$588,400.00</b>

Total Permits		
Permits	Value \$	Dwellings
6	\$350,000.00	0
8	\$1,304,000.00	3
11	\$1,131,900.00	0
6	\$1,742,447.00	3
9	\$856,500.00	2
22	\$2,612,700.00	7
18	\$1,618,160.00	3
16	\$2,131,700.00	2
11	\$1,050,338.00	1
12	\$1,599,700.00	3
0	\$0.00	0
0	\$0.00	0
<b>119</b>	<b>\$14,397,445.00</b>	<b>24</b>

% of Total Permits    69.19%    71.44%    75.00%

### Monthly Totals

	Prts	Value \$	Dwell #
January	13	\$605,000.00	1
February	12	\$1,572,500.00	4
March	12	\$1,631,900.00	0
April	11	\$1,989,447.00	4
May	17	\$2,026,966.00	5
June	31	\$2,932,000.00	8
July	25	\$3,133,560.00	3
August	22	\$2,627,995.00	2
September	14	\$1,173,338.00	1
October	15	\$2,459,700.00	4
November	0	\$0.00	0
December	0	\$0.00	0
<b>Year To Date</b>	<b>172</b>	<b>\$20,152,406.00</b>	<b>32</b>

### Saskatchewan

	Residential			Prt	Improvement \$	Prt	Garage \$	Prt	Commercial \$	Prt	Industrial \$	Prt	Institutional \$
	Prt	New Dwelling \$	#										
January	1	\$180,000.00	1	5	\$35,000.00	0	\$0.00	1	\$40,000.00	0	\$0.00	0	\$0.00
February	1	\$155,000.00	1	3	\$113,500.00	0	\$0.00	0	\$0.00	0	\$0.00	0	\$0.00
March	0	\$0.00	0	0	\$0.00	0	\$0.00	0	\$0.00	0	\$0.00	1	\$500,000.00
April	1	\$225,000.00	1	4	\$22,000.00	0	\$0.00	0	\$0.00	0	\$0.00	0	\$0.00
May	3	\$865,000.00	3	4	\$168,000.00	0	\$0.00	0	\$0.00	0	\$0.00	1	\$137,466.00
June	1	\$175,000.00	1	7	\$40,000.00	0	\$0.00	1	\$104,300.00	0	\$0.00	0	\$0.00
July	0	\$0.00	0	3	\$18,400.00	2	\$47,000.00	1	\$850,000.00	0	\$0.00	1	\$600,000.00
August	0	\$0.00	0	4	\$98,500.00	1	\$25,000.00	1	\$372,795.00	0	\$0.00	0	\$0.00
September	0	\$0.00	0	2	\$23,000.00	0	\$0.00	1	\$100,000.00	0	\$0.00	0	\$0.00
October	1	\$220,000.00	1	1	\$140,000.00	0	\$0.00	0	\$0.00	1	\$500,000.00	0	\$0.00
November	0	\$0.00	0	0	\$0.00	0	\$0.00	0	\$0.00	0	\$0.00	0	\$0.00
December	0	\$0.00	0	0	\$0.00	0	\$0.00	0	\$0.00	0	\$0.00	0	\$0.00
<b>Total</b>	<b>8</b>	<b>\$1,820,000.00</b>	<b>8</b>	<b>33</b>	<b>\$658,400.00</b>	<b>3</b>	<b>\$72,000.00</b>	<b>5</b>	<b>\$1,467,095.00</b>	<b>1</b>	<b>\$500,000.00</b>	<b>3</b>	<b>\$1,237,466.00</b>

Total Permits		
Permits	Value \$	Dwellings
7	\$255,000.00	1
4	\$268,500.00	1
1	\$500,000.00	0
5	\$247,000.00	1
8	\$1,170,466.00	3
9	\$319,300.00	1
7	\$1,515,400.00	0
6	\$496,295.00	0
3	\$123,000.00	0
3	\$860,000.00	1
0	\$0.00	0
0	\$0.00	0
<b>53</b>	<b>\$5,754,961.00</b>	<b>8</b>

% of Total Permits    30.81%    28.56%    25.00%



172

Permits issued  
in 2018



\$20,152,406

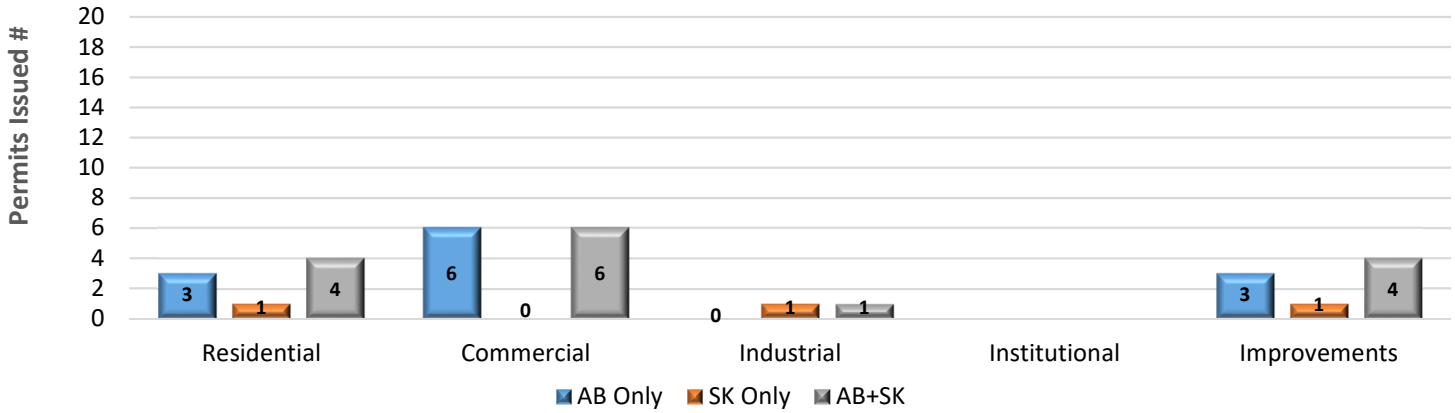
Permit value in  
2018



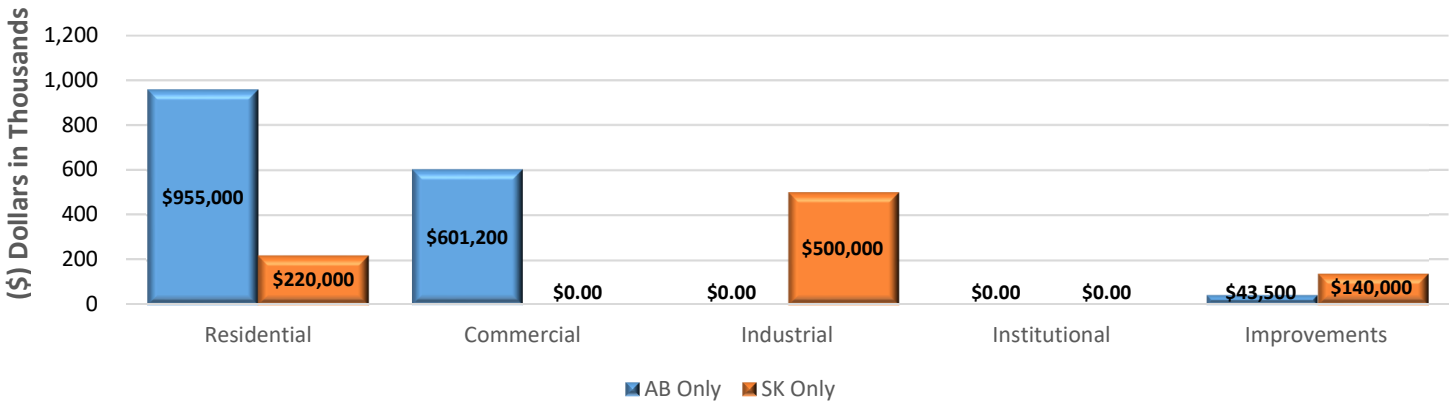
32

New Dwellings  
in 2018

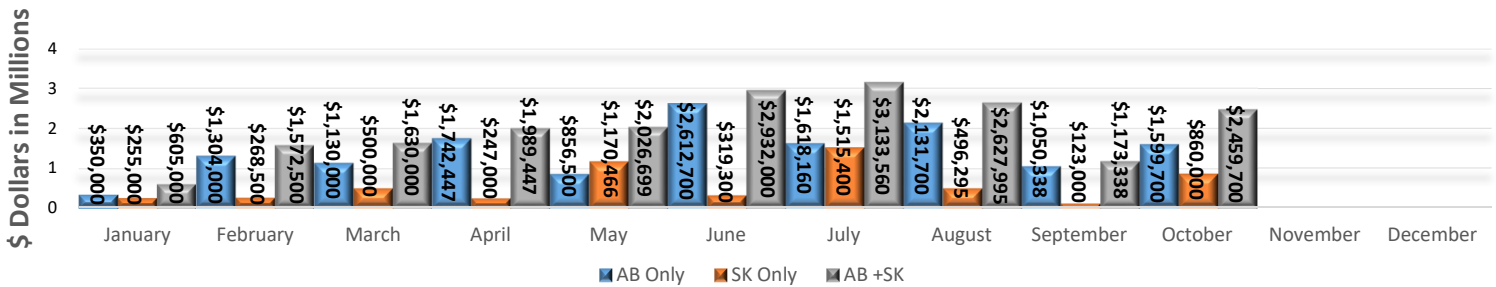
### October 2018 - Permits Issued



### October 2018 Permit Values



### 2018 Permit Values Total



Year	2014	2015	2016	2017	2018
# of Permits	599	375	257	212	172
Permit Value	\$172,734,879	\$119,270,424	\$36,784,756	\$40,732,618	\$20,152,406
# of New Dwellings	590	124	58	63	32

## October 2018

Permit Number	Project Information	Type of Work	Construction Value Total	Construction Location	Lot/Block/Plan
<b>AB</b>					
LYDB016618LD	Commercial	Add Fire Exit	\$ 8,200.00	5006 18 Street	110(A) 48 062 0016
LYDB016118LD	Commercial	Restaurant Reno	\$ 150,000.00	110- - 4402 52 Avenue	13 33 1464 HW
LYDB012618LD	Commercial	Renovation	\$ 12,000.00	4701 50 Avenue	15 B1271
LYDB016818LD	Commercial	Renovation Clothing Store	\$ 234,000.00	121- - 5211 44 Street	G 902 2963
LYDB016918LD	Commercial	Washroom Reno	\$ 10,000.00	4801 50 Avenue	14 B1271
LYDB017418LD	Commercial	Solar Panel & Grid	\$ 187,000.00	6202 63 Avenue	2 2 082 6024
	<b>6</b>	<b>AB TOTAL</b>	<b>\$601,200.00</b>		
LYDB015218LD	Residential	New Construction	\$ 390,000.00	1504 59B Avenue	36 15 172 2062
LYDB016418LD	Residential	New Construction	\$ 195,000.00	1306 55 Avenue	6 57A 152 3564
LYDB017118LD	Residential	New Construction	\$ 370,000.00	3602 74 Avenue	70 2 132 4708
	<b>3</b>	<b>AB TOTAL</b>	<b>\$955,000.00</b>		
LYDB017018LD	Residential	PWF Basement	\$ 40,000.00	5606 50 Street	3 52 3052 HW
LYDB016718LD	Residential	Window Addition	\$ 1,000.00	3802 57 Avenue	5 80 812 1264
LYDB016318LD	Residential	Deck	\$ 2,500.00	2203 56 Avenue	27 51 972 2271
	<b>3</b>	<b>AB TOTAL</b>	<b>\$43,500.00</b>		
	<b>12</b>	<b>AB TOTAL</b>	<b>\$1,599,700.00</b>		
<b>SK</b>					
LYDB016518LD	Industrial	Addition	\$ 500,000.00	5003 40 Avenue	18 1 88B02488
	<b>1</b>	<b>SK TOTAL</b>	<b>\$500,000.00</b>		
LYDB017718LD	Residential	New Construction	\$ 220,000.00	3309 41 Avenue	47 2 102194276
	<b>1</b>	<b>SK TOTAL</b>	<b>\$220,000.00</b>		
LYDB016218LD	Residential	Fire Renovation	\$ 140,000.00	3333 41 Avenue	35 2 102113659
	<b>1</b>	<b>SK TOTAL</b>	<b>\$ 140,000.00</b>		
	<b>3</b>	<b>SK TOTAL</b>	<b>\$860,000.00</b>		

<b>15 PERMITS ISSUED</b>	<b>SK TOTAL</b>	<b>\$860,000.00</b>	<b>3 SK PERMIT</b>
	<b>AB TOTAL</b>	<b>\$1,599,700.00</b>	<b>12 AB PERMITS</b>
	<b>AB + SK TOTAL</b>	<b>\$2,459,700.00</b>	